blitz

PRE-TOSS

MUMBAI INDIANS
2-4 • 7th • NRR +0.067

VS

CHENNAI SUPER KINGS
2-4 • 8th • NRR -0.780

WANKHEDE STADIUM, MUMBAI • THURSDAY, APRIL 23, 2026 • 7:30 PM IST

Booth Read
THE STORYLINE IN 12 BEATS

1 FORTY MEETINGS	Two five-time champions meet for the **40th** time, Mumbai leading 21-18 after winning last year's clash by nine wickets. They have split four finals, Chennai taking 2010 and Mumbai the next three, so the league's defining rivalry resumes at 7th against 8th.
2 FOUR-POINT SWING	Both sit on **four points**, Mumbai 7th on a net run rate of plus 0.067 and Chennai 8th on minus 0.780, with only the top four qualifying. A win lifts the victor to six points; the loser is left treading water.
3 NINETY-NINE SPARK	Mumbai arrive 2-4, their campaign defined by a **99-run** rout of Gujarat Titans, the only win in five and the biggest margin of their season. Four straight defeats came before it, so the booth must ask whether that blowout was the turn.
4 HOME WINS ONLY	Chennai reach 2-4 through two home wins, by 23 over Delhi and **32** over Kolkata, with both away trips lost, the latest by 10 at Sunrisers Hyderabad. A net run rate of minus 0.780 shows how narrow the margin for error now is.
5 TILAK'S TEMPO	Tilak Varma is Mumbai's in-form stroke-maker, **144 runs at a strike rate of 187** with a 101 this season. In a middle order where Suryakumar Yadav averages just 20.2, Tilak's tempo is the one Chennai must contain.
6 SAMSON ROLLING	Sanju Samson is the form bat here, **192 runs at a strike rate of 174.5**, the most of any player in this match, with a 115 inside it. Chennai's 2-4 record shows those runs have not converted, so tonight he must set the tone.
7 PACE LEAK	Mumbai leak through their pace attack, which concedes **10.74** an over, the worst pace figure in this match and nearly a run above the league's 9.82. Hardik Pandya's 11.69 economy is the drag, and Chennai's middle order will target it.
8 DEATH-OVER LEAK	Chennai's clear leak is the death, where they concede **11.37** an over, over a run above the league's 10.11 and the costliest phase in this match. If Mumbai's finishers reach overs 16 to 20, Chennai have no obvious answer.
9 CHASE AT WANKHEDE	Wankhede has favoured the chase, the side batting second winning **71** of 128 matches, while captains have chosen to field 98 times against 30. Pre-toss, expect the winner to insert the opposition and hunt a total.
10 SAMSON V BUMRAH	The duel is Sanju Samson against Jasprit Bumrah: 64 runs from 60 balls but two dismissals, a strike rate of only **106.7**. Bumrah's 8.14 economy against Chennai's reliance on Samson makes this the passage that decides the match.
11 DUBE'S TWO THOUSAND	Shivam Dube needs **18 runs** to reach 2,000 in the IPL, sitting on 1,982 from 84 matches. A compact career milestone for a specialist middle-order hitter, it is within reach in a single innings tonight.
12 QUIET LEADER	Quietly, Naman Dhir leads Mumbai with **154 runs at a strike rate of 152.5**, more than Suryakumar Yadav, Quinton de Kock or Tilak Varma. The unheralded top-order bat is the platform man Chennai's new-ball plans must smother.

Key numbers
BEFORE FIRST BALL · THROUGH MATCH 32

21–18	7th	8th	LLLLW	LLWWL	5–5
HEAD TO HEAD	MI IN THE TABLE	CSK IN THE TABLE	MI LAST 5	CSK LAST 5	IPL TITLES
MI first · meeting No. 40	2-4 · 4 pts · NRR +0.067	2-4 · 4 pts · NRR -0.780	oldest to latest	oldest to latest	MI first

Probable XIs
BATTING ORDER FROM EACH SIDE'S LAST MATCH · PRONUNCIATIONS WHERE SOURCED · CARD PAGE

MUMBAI INDIANS · PROBABLE XI
from MI v GT, Match 30

1	Quinton de Kock	p.11
2	Danish Malewar	p.11
3	Naman Dhir	p.11
4	Suryakumar Yadav	p.12
5	Tilak Varma	p.12
6	Hardik Pandya	p.13
7	Sherfane Rutherford	p.12
8	Mitch Santner	p.13
9	Krish Bhagat	p.14
10	Jasprit Bumrah	p.14
11	AM Ghazanfar	p.14
12	Ashwani Kumar IMPACT	p.15

CHENNAI SUPER KINGS · PROBABLE XI
from CSK v SRH, Match 27

1	Sanju Samson	p.16
2	Ruturaj Gaikwad	p.16
3	Ayush Mhatre IMPACT	p.16
4	Matt Short	p.17
5	Sarfaraz Khan	p.17
6	Dewald Brevis *DAY-vuhld BREV-iss*	p.17
7	Shivam Dube *SHIV-um DOOB*	p.18
8	Jamie Overton	p.18
9	Anshul Kamboj	p.18
10	Noor Ahmad	p.19
11	Mukesh Choudhary	p.19
12	Gurjapneet Singh	p.19

Officials, coaches & captains

MATCH OFFICIALS
ON-FIELD: Parashar Joshi and Adrian Holdstock
THIRD UMPIRE: KN Ananthapadmanabhan
MATCH REFEREE: Prakash Bhatt

HEAD COACHES
Mahela Jayawardene
Stephen Fleming

CAPTAINS
Hardik Pandya
Ruturaj Gaikwad

In this book

Booth Sheet p.1
Venue & Conditions p.5
Fielding & Wicketkeeping p.9
Talking Points p.2
Captaincy & Tactics p.6
Milestones & History p.10
Matchup p.3
MI batting · bowling p.7
MI player cards p.11
Matchup, continued p.4
CSK batting · bowling p.8
CSK player cards p.16
Cards p.11–19, 3 per page

Through Match 32 · iplfinal team sheets, results and points table

Pronunciations appear only where a source confirms them

Booth Read THE POINT · THE NUMBER · WHAT IT MEANS TONIGHT

1 RUN-FEST GROUND	Wankhede's first innings have exploded this season, averaging **218** across the three matches here against 191 since 2023. The chase still edges those games two to one, so the side batting first must post a monster to beat the ground's bias.
2 THE NUMBER TO KNOW	The figure to keep ready is **218**, Wankhede's average first innings through three games this season, against 187 across the league and 191 here since 2023. That 31-run gap above the league says batters, not bowlers, own this ground.
3 SETTING BAR TONIGHT	If they bat first tonight, the bar is **240**, the only first innings defended here this season, because both the 220 and the 195 posted at this ground were chased. Set below that and the setting side carries all the pressure.
4 FIELD-FIRST FALLACY	The toss consensus barely pays: in 2026 captains have fielded first 28 times in 32 matches and won just **16**. Here since 2023 they have fielded 23 times and won 13, so inserting is the popular call, not a guaranteed edge.
5 KAMBOJ STRIKES	Chennai's wicket weapon is **Anshul Kamboj**, whose 13 wickets in 130 balls means a scalp every 10 deliveries at 9.74 an over. Two more reach 25 in the IPL, and a Mumbai chase built on wickets in hand must survive him.
6 FIRST SIX OVERS	Call the powerplay, overs 1 to 6: Mumbai concede 10.69 an over there, their costliest phase, while Chennai bat at **161.1**, their best. Chennai's openers will hunt a fast start against Mumbai's softest passage, so the first six overs could settle this.

If they bat first · if they chase PRE-TOSS SCENARIOS, SEASON TO DATE

MUMBAI INDIANS

season record, full innings

1-2	1-2
BATTING FIRST	CHASING
avg total 185	best chase 220

- **IF MUMBAI SET** Batting first, Mumbai are 1-2 at an average of 185 with a lowest defended total of **199**, and the only first innings held here this season was 240. Anything under 200 and Wankhede's chase bias, 14 wins in 24 since 2023, hunts them.
- **IF MUMBAI CHASE** Chasing, Mumbai are 1-2 but have already reeled in a **220** target, well above the league's 187 average first innings. Two of three chases have succeeded at this ground this season, so a target near 200 sits comfortably in their range.

CHENNAI SUPER KINGS

season record, full innings

2-2	0-2
BATTING FIRST	CHASING
avg total 185	best chase –

- **IF CHENNAI SET** Batting first, Chennai are 2-2 at an average of 185 and have defended as little as **192**, both wins coming at home. Here the only first innings that has won this season was 240, more than fifty runs above Chennai's setting average.
- **IF CHENNAI CHASE** Chennai have chased twice this season and lost both, no target hunted down, on a ground where the side batting second has won **14** of 24 since 2023. Their middle overs run at a 138 strike rate, the slowest phase either side owns.

Season side by side 2026 · LEAGUE RANK IN SUPERSCRIPT · SHADED = THE BETTER SIDE

BATTING	MI	CSK	LEAGUE
Run rate	**10.20** 4th	9.48 6th	9.71
Avg 1st-inns total	**185** 5th	185 6th	188
Wickets lost / inn	**5.8** 4th	6.5 T-7th	6.3
Boundary %	**23.6** 3rd	20.7 6th	21.7
Dot %	**30.0** 3rd	33.2 5th	32.4
Sixes / match	**9.7** 4th	7.5 7th	8.8
200+ totals made	2 T-5th	**3** T-3rd	2.4 per side

BOWLING	MI	CSK	LEAGUE
Economy	10.56 10th	**10.20** 9th	9.71
Wickets / inn	4.7 10th	**6.0** 6th	6.3
Boundary % conceded	25.5 10th	**22.9** 9th	21.7
Dot %	**31.5** 5th	31.0 6th	32.4
Runs per wicket	22.6 9th	**19.0** 5th	19.0
200+ totals conceded	2 T-2nd	2 T-2nd	2.4 per side

The toss at this ground WANKHEDE STADIUM

WINDOW	MATCHES	SET-CHASE WINS	AVG 1ST INNS	TOSS: FIELD / WON
Here since 2023	24	**10–14**	191	23 / 13
Here 2026	3	1–2	218	3 / 2
All grounds 2026	32	14–18	187	28 / 16

Toss column: times the toss winner chose to field, then times the toss winner won the match.

One number each

ONE NUMBER · MI

- One number sums up how Mumbai win: a **191.7** strike rate at the death, the best phase in this match and 44 clear of Chennai's 147.7. If Mumbai's finishers are there in overs 16 to 20, they can take the game away late.

ONE NUMBER · CSK

- One number sums up how Chennai win: a middle-overs economy of **9.36**, the best phase in this match, built on 16 wickets between overs 7 and 15. Squeeze the middle and Chennai's chase problems stop mattering.

MATCHUP · RIVALRY & HEAD TO HEAD

blitz

Mumbai Indians vs. Chennai Super Kings • Match 33 • Wankhede Stadium • Thursday, April 23, 2026 • Pre-toss: predicted XIs • Through Match 32

Head-to-head ledger 39 MEETINGS, 2008-2025

W-L, MI first · avg winning margin: r = runs (setting), w = wickets (chasing)

Mumbai Indians 21 — 21 WINS · HOME WANKHEDE

HEAD-TO-HEAD · ALL IPL
39 meetings
MI lead 21-18 · first met Apr 23, 2008
Tonight: meeting No. 40

Chennai Super Kings 18 — 18 WINS · HOME CHEPAUK

AT WANKHEDE	AT CHEPAUK	OTHER VENUES	PLAYOFFS	FINALS	SINCE 2023	LAST 10
MI home · 13 m	CSK home · 9 m	12 cities · 17 m	all rounds · 9 m	2010, 2013, 2015, 2019	Impact Player era · 5 m	since 2020
8–5	5–4	8–9	5–4	3–1	1–4	4–6
MI LEAD	MI LEAD	CSK LEAD	MI LEAD	MI LEAD	CSK LEAD	CSK LEAD
MI 32r · 6.2w	MI 28r · 6.7w	MI 21r · 6.8w	MI 22r · 6.0w	MI 22r	MI 9.0w	MI 7.0w
CSK 20r · 4.5w	CSK 15r · 5.0w	CSK 32r · 5.8w	CSK 36r · 7.0w	CSK 22r	CSK 20r · 5.7w	CSK 20r · 5.0w

LAST 10 OLDEST →

MI	MI	CSK	CSK	MI	CSK	CSK	CSK	CSK	MI
10w	4w	20r	3w	5w	7w	6w	20r	4w	9w
'20 · Sharjah	'21 · Delhi	'21 · Dubai	'22 · DY Patil	'22 · Wankhede	'23 · Wankhede	'23 · Chepauk	'24 · Wankhede	'25 · Chepauk	'25 · Wankhede

RUNNING MARGIN

+1 each MI win, -1 each CSK win · all 39 meetings · ◆ final ○ playoff

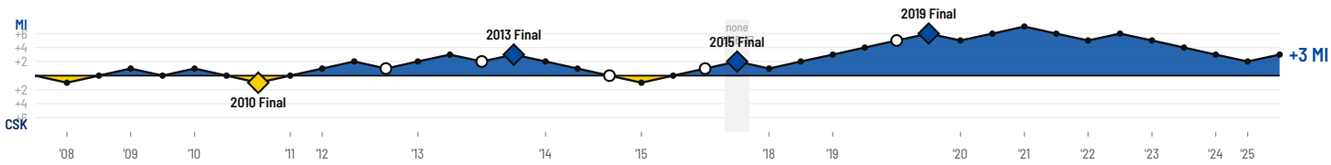

Peak MI lead **+7** after the league game May 1, 2021 · Level 6 times after the first meeting · Peak CSK lead **+1** after the league game Apr 17, 2015

Matchup read THE BOOTH'S READ ON TONIGHT

every figure from iplfinal before first ball

1. **CHENNAI'S RECENT GRIP.** Mumbai's 21-18 all-time lead is on the cover, but the recent era belongs to Chennai, who have taken six of the last ten meetings and both 2023 games. Wankhede is the stage where Mumbai must interrupt a rivalry that has tilted south over five years.
2. **WANKHEDE CHASE BIAS.** Chasing sides have won 8 of the 13 meetings here, so the toss winner will likely field. Whoever is asked to set must clear the 157.3 average first-innings total of the last 10 meetings, while the side chasing gets the venue's preferred route.
3. **MIDDLE OVERS DECIDE.** The side that outscored the other through the middle won 8 of the last 10 meetings, and 2026 shows Mumbai batting that phase at 158.3 against Chennai's 138.0. Whoever controls overs 7 to 15, with bat or ball, likely controls tonight.
4. **SHARED FOES FAVOUR CHENNAI.** Against the five opponents both sides have faced, Chennai are 2-3 and 10 runs to the good in aggregate, while Mumbai are 1-4 and 46 in the red. Chennai's two wins both came defending a first-innings total; Mumbai's lone shared-opponent win came chasing.
5. **GAIKWAD PUNISHES MUMBAI.** Ruturaj Gaikwad has made 291 runs off 192 balls against Mumbai at a strike rate of 151.6 and an average of 41.6, the fastest scoring of any batter in either probable XI against this opponent. His powerplay platform gives Chennai the start their set-or-chase plan depends on.
6. **BUMRAH CAGES SAMSON.** Sanju Samson has managed 64 off 61 balls against Jasprit Bumrah at a strike rate of 104.9, with 28 dot balls in the matchup. With roughly four projected balls between them early, surviving Bumrah is the opening task for the CSK wicketkeeper and the trigger for Chennai's middle order.
7. **LEFT-ARM LOAD FOR MUMBAI.** Chennai can field a left-arm-heavy attack through Noor Ahmad's wrist spin and the left-arm quicks Mukesh Choudhary and Gurjapneet Singh, and Mumbai's left-hand top order must answer: Quinton de Kock strikes at 129 against left-arm pace across 393 balls, Tilak Varma at 145 across 128. Both sides carry four overseas, with Corbin Bosch Mumbai's overseas Impact option.
8. **SANTNER'S OLD CLUB.** Mitch Santner spent 2019-24 at Chennai and now bowls his left-arm orthodox against his old side; since leaving he has 1/38 from 31 balls in two meetings, and Chennai's Sarfaraz Khan strikes at only 115 against left-arm orthodox from 66 balls. That matchup is Mumbai's quiet lever.
9. **MI'S NUMBER** **191.7.** That is Mumbai's 2026 death-overs strike rate, the fastest phase rate either side has produced, and it is the late threat Chennai's expensive death bowling must contain.
10. **CSK'S NUMBER** **161.1.** That is Chennai's 2026 powerplay strike rate from 216 balls, the best opening-phase batting either side owns, and it meets a Mumbai powerplay attack conceding 10.69 an over.

2026 side by side BOTH SEASONS BEFORE TONIGHT · BALL-BY-BALL

bold = the better side in that phase

BATTING BY PHASE

strike rate · wickets lost per innings

PHASE	MI SR	MI WKTS	CSK SR	CSK WKTS
Powerplay 1-6	149.5	2.0	**161.1**	2.2
Middle 7-15	**158.3**	2.3	138.0	2.3
Death 16-20	**191.7**	1.8	147.7	2.0
Overall	**162.8**	5.8	147.3	6.5

BOWLING BY PHASE

economy · wickets taken per innings

PHASE	MI ECON	MI WKTS	CSK ECON	CSK WKTS
Powerplay 1-6	10.69	1.7	**10.03**	1.3
Middle 7-15	10.50	1.8	**9.36**	2.8
Death 16-20	**10.19**	1.4	11.37	2.2
Overall	10.52	4.7	**10.01**	6.0

SEASON PROFILE

results and ball usage

	MI	CSK
Record	2-4	2-4
Setting / chasing	1-2 / 1-2	2-2 / 0-2
Sixes hit / conceded per game	9.7 / 9.0	7.5 / 10.2
Dot % batting / bowling	24.8 / 26.9	27.9 / 25.7

How this rivalry is played BALL-BY-BALL ACROSS EVERY MEETING

phase winner = side that scored more in that phase

SCORING BY PHASE

run rate and wickets per innings when batting

PHASE	MI RR	MI WKTS	CSK RR	CSK WKTS	PHASE WINNER WON
ALL 39 MEETINGS					
Powerplay 1-6	**7.94**	1.3	7.35	1.8	**23** of 37
Middle 7-15	**7.51**	2.4	7.38	2.4	**25** of 38
Death 16-20	10.16	2.5	**10.46**	1.9	**18** of 36
LAST 10					
Powerplay 1-6	**8.35**	1.7	7.60	2.2	**8** of 10
Middle 7-15	**7.67**	2.2	7.46	2.4	**8** of 10
Death 16-20	10.46	2.4	**11.05**	1.2	**2** of 8

TOSS, TOTALS AND DISCIPLINE

all 39 meetings

TOSS WINNER WON	CHOSE TO FIELD	AVG FIRST INNINGS
26 of 39	25 times	162
Tosses won: MI 20, CSK 19	won 17 of 25; batting first by choice won 9 of 14	last 10 meetings: 157
200+ TOTALS	**SIXES PER MEETING**	**EXTRAS PER MEETING**
3 MI 3 CSK	6.4 MI 6.0 CSK	9.6 MI 7.1 CSK
in 39 meetings	hit by each side	conceded by each side

2026 v common opponents THE 5 SIDES BOTH HAVE PLAYED THIS SEASON

OPPONENT	MI RESULT	MI SCORE (SET/CHASE)	CSK RESULT	CSK SCORE (SET/CHASE)
KKR	W 6 wkts	224/4 v 220/4 chase	W 32 runs	192/5 v 160/7 set
DC	L 6 wkts	162/6 v 164/4 set	W 23 runs	212/2 v 189 set
RR	L 27 runs	123/9 v 150/3 chase	L 8 wkts	127 v 128/2 set
RCB	L 18 runs	222/5 v 240/4 chase	L 43 runs	207 v 250/3 chase
PBKS	L 7 wkts	195/6 v 198/3 set	L 5 wkts	209/5 v 210/5 set
Record	**1-4**		**2-3**	

MATCHUP · RIVALRY & HEAD TO HEAD · CONTINUED

blitz

Last 5 meetings
NEWEST FIRST · WHAT HAPPENED AND WHY IT MATTERED

PP = runs/wkts in overs 1-6 · death = overs 16-20

Apr 20, 2025 WANKHEDE
MI BY 9 WKTS 26 balls left
MI won the toss, chose to field
POTM **Rohit Sharma** MI

CSK **176/5** (20) — PP **48/1** · death **58/2** · 8 sixes
Ravindra Jadeja 53* (35), **Shivam Dube** 50 (32) · best v them **Jasprit Bumrah** 2/25

MI **177/1** (15.4) — PP **62/0** · death **20/0** · 12 sixes
Rohit Sharma 76* (45), **Suryakumar Yadav** 68* (30) · best v them **Ravindra Jadeja** 1/28

Mumbai's openers took 18 off the fifth over and the chase was settled inside the powerplay, with the required rate never climbing. Chennai's late burst of 24 in the 16th was never going to change it.

Mar 23, 2025 CHEPAUK
CSK BY 4 WKTS 5 balls left
CSK won the toss, chose to field
POTM **Noor Ahmad** CSK

MI **155/9** (20) — PP **52/3** · death **45/3** · 5 sixes
Tilak Varma 31 (25), **Suryakumar Yadav** 29 (26) · best v them **Noor Ahmad** 4/18

CSK **158/6** (19.1) — PP **62/1** · death **39/1** · 8 sixes
Rachin Ravindra 65* (45), **Ruturaj Gaikwad** 53 (26) · best v them **Vignesh Puthur** 3/32

Mumbai's spinners squeezed the chase so hard that Chennai needed 37 off the last five overs, but the 18th vanished for 15 with two sixes and the finish turned routine.

Apr 14, 2024 WANKHEDE
CSK BY 20 RUNS
MI won the toss, chose to field
POTM **Matheesha Pathirana** CSK

CSK **206/4** (20) — PP **48/1** · death **57/2** · 11 sixes
Ruturaj Gaikwad 69 (40), **Shivam Dube** 66* (38) · best v them **Hardik Pandya** 2/43

MI **186/6** (20) — PP **63/0** · death **54/3** · 8 sixes
Rohit Sharma 105* (63), **Tilak Varma** 31 (20) · best v them **Matheesha Pathirana** 4/28

Chennai's final over, 26 runs with three sixes, stretched the target past reach, and Mumbai's chase stalled for 11 runs and two wickets across the 14th to 16th. The hosts never recovered the rate.

May 6, 2023 CHEPAUK
CSK BY 6 WKTS 14 balls left
CSK won the toss, chose to field
POTM **Matheesha Pathirana** CSK

MI **139/8** (20) — PP **34/3** · death **46/4** · 1 sixes
Nehal Wadhera 64 (51), **Suryakumar Yadav** 26 (22) · best v them **Matheesha Pathirana** 3/15

CSK **140/4** (17.4) — PP **55/1** · death **17/1** · 7 sixes
Devon Conway 44 (42), **Ruturaj Gaikwad** 30 (16) · best v them **Piyush Chawla** 2/25

Two wickets in the third over gutted Mumbai's powerplay, and Chennai's bowlers never let the innings settle after that. Debutant R Goyal's four overs cost 33, a fair summary of a night Mumbai never got a grip on.

Apr 8, 2023 WANKHEDE
CSK BY 7 WKTS 11 balls left
CSK won the toss, chose to field
POTM **Ravindra Jadeja** CSK

MI **157/8** (20) — PP **61/1** · death **48/2** · 4 sixes
Ishan Kishan 32 (21), **Tim David** 31 (22) · best v them **Ravindra Jadeja** 3/20

CSK **159/3** (18.1) — PP **68/1** · death **25/0** · 5 sixes
Ajinkya Rahane 61 (27), **Ruturaj Gaikwad** 40* (36) · best v them **Jason Behrendorff** 1/24

Ajinkya Rahane flipped the chase in the fourth over, taking 23 off it with four fours and a six, and Chennai were never behind again. Mumbai's middle order had no answer once the spinners settled in, and the chase was a cruise.

The finals
4 FINALS BETWEEN THEM · MI 3 · CSK 1

2010 CSK WON — **Chennai Super Kings by 22 runs** · DY Patil, Navi Mumbai
CSK 168/5 (20) · MI 146/9 (20)
Player of the Match **Suresh Raina** CSK · top score Suresh Raina 57* (35) · best Dilhara Fernando 2/23

2013 MI WON — **Mumbai Indians by 23 runs** · Eden Gardens, Kolkata
MI 148/9 (20) · CSK 125/9 (20)
Player of the Match **Kieron Pollard** MI · top score Mahendra Singh Dhoni 63* (45) · best Dwayne Bravo 4/42

2015 MI WON — **Mumbai Indians by 41 runs** · Eden Gardens, Kolkata
MI 202/5 (20) · CSK 161/8 (20)
Player of the Match **Rohit Sharma** MI · top score Lendl Simmons 68 (45) · best Mitchell McClenaghan 3/25

2019 MI WON — **Mumbai Indians by 1 run** · Hyderabad
MI 149/8 (20) · CSK 148/7 (20)
Player of the Match **Jasprit Bumrah** MI · top score Shane Watson 80 (59) · best Deepak Chahar 3/26

Rivalry records
ALL 39 MI-CSK MEETINGS

shaded = in tonight's squads, tinted by current club

HIGHEST TOTALS

TEAM	SCORE	SEASON
MI	**219/6** (20)	2021 · Delhi
CSK	**218/4** (20)	2021 · Delhi
CSK	**208/5** (20)	2008 · Chepauk

LOWEST TOTALS
in defeat

TEAM	SCORE	SEASON
CSK	**79** (15.2)	2013 · Wankhede
CSK	**97** (16)	2022 · Wankhede
CSK	**109** (17.4)	2019 · Chepauk

CLOSEST FINISHES

RESULT	SEASON
MI 2 wkts off the last ball	2012
CSK 3 wkts off the last ball	2022
MI 4 wkts off the last ball	2021
MI 1 run	2019 Final

HIGHEST SCORES

BATTER	SCORE	YR
Sanath Jayasuriya MI	**114*** (48)	2008
Rohit Sharma MI	**105*** (63)	2024
Ruturaj Gaikwad CSK	**88*** (58)	2021

MOST RUNS
in MI-CSK games

BATTER	INN	RUNS	SR	HS
Rohit Sharma MI	30	**881**	134.3	105*
Suresh Raina CSK	30	**710**	141.7	83*
Mahendra Singh Dhoni CSK	33	**679**	134.5	63*
Ambati Rayudu MI CSK	31	**658**	127.5	72*
Kieron Pollard MI	23	**583**	172.0	87*
Dwayne Smith MI CSK	13	**415**	137.9	68

MOST WICKETS

BOWLER	INN	WKTS	ECON
Dwayne Bravo MI CSK	26	**35**	8.23
Lasith Malinga MI	21	**31**	7.24
Harbhajan Singh MI CSK	26	**26**	6.47
Ravindra Jadeja CSK	28	**21**	8.37
Deepak Chahar MI CSK	14	**15**	7.80

BEST FIGURES

BOWLER	FIGS	YR
Harbhajan Singh MI	**5/18**	2011
Mohit Sharma CSK	**4/14**	2014
Trent Boult MI	**4/18**	2020

Players v the opponent
CAREER IPL V TONIGHT'S OPPONENT · TONIGHT'S SQUADS ONLY

● predicted XI · grey = under 30 balls faced / 10 overs bowled

MI PLAYERS V CSK
16 of 29 have batted v CSK

#	TOP RUN-SCORERS	M	RUNS	SR	AVG	HS	50S
1	Rohit Sharma	36	**972**	131.0	31.4	105*	9
2	Suryakumar Yadav ●	20	**437**	125.6	29.1	71*	3
3	Quinton de Kock ●	16	**412**	132.1	27.5	61	3
4	Hardik Pandya ●	18	**210**	143.8	23.3	25*	0
5	Tilak Varma ●	6	**169**	122.5	56.3	51*	1
6	Mahipal Lomror	3	**42**	127.3	21.0	42	0

#	TOP WICKET-TAKERS	M	WKTS	ECON	AVG	BEST
1	Jasprit Bumrah ●	16	**14**	7.57	33.4	2/10
2	Trent Boult	14	**13**	8.72	35.3	4/18
3	Hardik Pandya ●	18	**10**	8.09	26.7	3/20
4	Mayank Markande	5	**5**	7.69	24.6	3/23
5	Rohit Sharma	36	**2**	7.91	43.5	1/18

CSK PLAYERS V MI
16 of 30 have batted v MI

#	TOP RUN-SCORERS	M	RUNS	SR	AVG	HS	50S
1	Mahendra Singh Dhoni	44	**772**	130.6	35.1	63*	3
2	Sanju Samson ●	23	**601**	140.7	28.6	76	5
3	Ruturaj Gaikwad ●	9	**291**	151.6	41.6	88*	3
4	Shivam Dube ●	12	**278**	136.3	34.8	66*	2
5	Sarfaraz Khan ●	7	**50**	128.2	12.5	28	0
6	Matt Short ●	2	**38**	105.6	19.0	27	0

#	TOP WICKET-TAKERS	M	WKTS	ECON	AVG	BEST
1	Khaleel Ahmed	8	**12**	8.71	21.2	3/29
2	Noor Ahmad ●	5	**7**	8.63	23.4	4/18
3	Mukesh Choudhary ●	2	**6**	6.00	7.0	3/19
4	Shreyas Gopal	7	**6**	7.62	26.7	2/21
5	Nathan Ellis	4	**5**	8.53	25.6	2/34

Reunions
TONIGHT'S SQUAD PLAYERS WHO HAVE PLAYED FOR THE OTHER CLUB

years = seasons in the old club's squad · m = IPL matches

Deepak Chahar MI
CSK **2018–24** · 76 m · with MI since 2025
v CSK since: **2** m · 28 runs (15) · 2/50 in 6 ov


Mitch Santner MI p.13
CSK **2019–24** · 18 m · with MI since 2025
v CSK since: **2** m · 11 runs (13) · 1/38 in 5.1 ov

Shardul Thakur MI
CSK **2018–21, 2024** · 57 m · with MI since 2026
v CSK since: **1** m · 6 runs (4) · 0/56 in 4 ov

Rahul Chahar CSK
MI **2018–21** · 39 m · with CSK since 2026
v MI since: **4** m · 0/125 in 12 ov

AM
Akash Madhwal CSK
MI **2022–24** · 13 m · with CSK since 2026
v MI since: **1** m · 4 runs (9) · 0/39 in 4 ov

Dewald Brevis CSK p.17
MI **2022–24** · 10 m · with CSK since 2025
Yet to face MI since leaving

Shreyas Gopal CSK
MI **2014–17, 2024** · 9 m · with CSK since 2025
Yet to face MI since leaving

Anshul Kamboj CSK p.18
MI **2024** · 3 m · with CSK since 2025
Yet to face MI since leaving

Head-to-head from match results; records and player lines from box scores; squads from 2026 season squads; heatmap and duels from ball-by-ball.

All figures before first ball, through Match 32 · iplfinal

VENUE & CONDITIONS

WANKHEDE STADIUM · MUMBAI · 33,100 SEATS

blitz

Mumbai Indians vs. Chennai Super Kings • Match 33 • Wankhede Stadium • Thursday, April 23, 2026 • Pre-toss

Through Match 32

Booth Read

THE POINT · THE NUMBER · WHAT IT MEANS TONIGHT

1 HITTING GROUND	Wankhede hands the game to the batters: **19.2 sixes per match** since 2023, the third-most of any ground, with 61% struck square of the wicket. Those short square boundaries reward the pull and the cut, so straight bowling is the discipline that matters tonight.
2 DEATH PRICE	The figure to keep ready is **11.31**, the runs per over this ground gives up at the death against the league's 10.80. A phase profile that runs 9.49, 9.24 and 11.31 makes overs 16 to 20 the costliest passage here.
3 TOSS SCENARIO	Pre-toss, the toss sets the size of the job: this ground has averaged **24.3 sixes a match** across three games this season, up on its 19.2 since 2023. Bat first and you must post a monster; chase and that hitting helps you.
4 DEW NO-SHOW	The dew that usually speeds up a chase looks unlikely tonight: humidity peaks at **77%** against an 80% dew threshold and slides to 69% by eleven. Without that grip, the second innings loses its usual nudge, cutting against the assumption that chasing is easier here.
5 HARDIK'S GROUND	Hardik Pandya is this ground's double threat: **844 runs at a strike rate of 150** plus 37 wickets in 47 games, the only player in either XI contributing heavily both ways here. Suryakumar Yadav's 1,443 runs lead the field, but Hardik is the swing factor.
6 OVERS 16 TO 20	Call the death, overs 16 to 20: **145 sixes** have flown at the death across 24 games here since 2023, more than the powerplay's 134 in one more over. With the run rate peaking there, the finish is where this match turns.

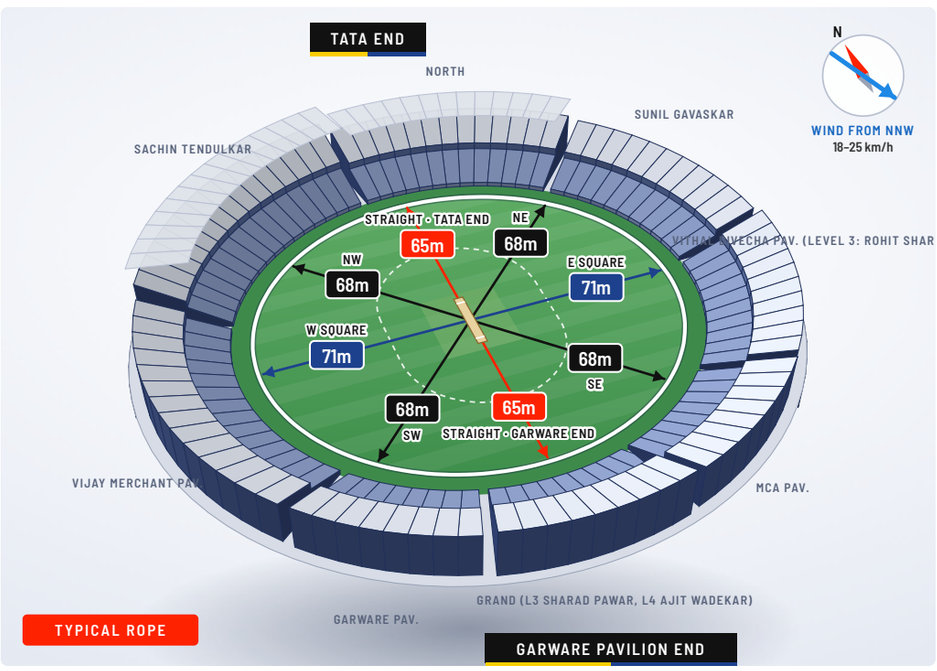

HOW IT PLAYS · HERE SINCE 2023

9.49 POWERPLAY RR — league 9.34	**9.24** MIDDLE RR — league 8.83
11.31 DEATH RR — league 10.80	**10.09** PACE ECON — league 9.71
8.72 SPIN ECON — league 8.60	**224** HIGHEST CHASED — highest 1st 240

Small figure: the league over the same seasons. Rope lengths on the graphic are the typical T20 setting; tonight's strip is named at the toss.

218 Avg 1st-innings score, 2026 — 3 matches · league 187

24.3 Sixes per match, 2026 — league 17.3

14–10 Chase record since 2023 — bowl-first calls: 23 of 24

61% Of sixes go square here — since 2023 · league 52%

Tonight

HOURLY FORECAST · GROUND FEATURES TO PLAYERS

CONDITIONS · HOURLY FORECAST AT THE GROUND

HOUR (IST)	TEMP	HUMIDITY	DEW PT	SPREAD	WIND KM/H	GUST
7 PM Start 7:30	30°	77%	26°	4.5°	NNW 18	31
8 PM 1st inns	30°	76%	26°	4.7°	NNW 20	23
9 PM Halfway	30°	71%	24°	5.8°	NNW 25	32
10 PM 2nd inns	30°	71%	24°	5.8°	NNW 20	32
11 PM Finish	30°	69%	24°	6.4°	N 14	26

DEW WINDOW Stays under the 80% threshold: humidity peaks at 77% at 7 PM, eases to 71% by 10 PM, and the breeze works against dew. Low risk for the side bowling second.

PITCH Match 4 on the Wankhede square in 2026 (Mar 29 KKR 220/4, MI 224/4 (19.1 ov) · Apr 12 RCB 240/4, MI 222/5 · Apr 16 MI 195/6, PBKS 198/3 (16.3 ov)). Strip named at the toss; pitch report is post-toss.

TONIGHT'S FIT · GROUND FEATURES TO PLAYERS

- **SHORT SQUARE BOUNDARY** — P.11
  61% of sixes here go square (league 52%). Quinton de Kock hits 71% of his 142 IPL sixes square, 66% on the leg side.
- **SPIN HAS BEEN CHEAPER HERE** — P.13
  Spin 8.72, pace 10.09 since 2023 (2026 has run the other way: spin 11.47, pace 10.99.) Mitch Santner: 9 wickets at an economy of 6.72 in 10 innings at Wankhede.
- **BREEZE DOWN THE STRIP** — P.17
  Tonight's NNW wind (18–25 km/h) runs toward the Garware Pavilion End. Dewald Brevis sends 51% of his 35 IPL sixes straight; batting at the Tata End, he has it at his back.

Six direction: career IPL sixes, minimum 30. Venue bowling: minimum 60 balls at the ground. Probable XIs from each side's last match.

Both clubs here

ALL-TIME AT THIS GROUND

MUMBAI INDIANS — 57–38 ALL-TIME

PLAYED	2026	SINCE 2023	SETTING	CHASING
95	1–2	14–10	26–19	31–19

HIGHEST 234/5 v DC, Apr 7, 2024 **LOWEST** 87 v SRH, Apr 24, 2018

Tonight's XI at Wankhede

- **Suryakumar Yadav** 1,443 runs · SR 165 · 61 sixes · HS 103 · 42 inns — P.12
- **Hardik Pandya** 851 runs · SR 150 · 44 sixes · HS 62 · 37 wkts · econ 9.81 · 48 inns — P.13
- **Jasprit Bumrah** 65 wkts · econ 7.31 · 52 inns — P.14

CHENNAI SUPER KINGS — 13–13 ALL-TIME

PLAYED	2026	SINCE 2023	SETTING	CHASING
26	none yet	2–1	4–7	9–6

HIGHEST 220/3 v KKR, Apr 21, 2021 **LOWEST** 79 v MI, May 5, 2013

Tonight's XI at Wankhede

- **Sanju Samson** 577 runs · SR 147 · 24 sixes · HS 119 · 18 inns — P.16
- **Ruturaj Gaikwad** 316 runs · SR 119 · 12 sixes · HS 69 · 11 inns — P.16
- **Mukesh Choudhary** 3 wkts · econ 7.91 · 3 inns (small sample) — P.19

Head to head at Wankhede Stadium: **MI 8**, **CSK 5** in 13 matches

Through Match 32 · iplfinal ball-by-ball · Open-Meteo forecast

Phases: overs 1–6, 7–15, 16–20

CAPTAINCY & TACTICS

TOSS · IMPACT PLAYER · TENDENCIES

blitz

Mumbai Indians vs. Chennai Super Kings • Match 33 • Wankhede Stadium • Thursday, April 23, 2026 • Pre-toss

Through Match 32

Booth Read

THE POINT · THE NUMBER · WHAT IT MEANS TONIGHT

1 SCRIPTED SUBS	The Impact Player is scripted, not reactive: **11 of 12** subs by these two captains this season have been a bowler when batting first and a batter when chasing. Neither team gains surprise from it, so tonight the toss, not the bench, shapes the innings.
2 FIELDS FIRST	Ruturaj Gaikwad has fielded first in all **8** tosses he has won as captain, and won only 2 of them. He is 4-9 chasing in his captaincy career, so his own instinct keeps putting Chennai into the mode they handle worst.
3 CAPTAIN'S LEAK	Hardik Pandya bowls himself in the powerplay in all 5 matches he has bowled, and those 36 balls have gone at **12** an over. It is his biggest bowling block, so the captain's own first spell helps explain Mumbai's early leak.
4 CHASING RECORDS	The duel is the two captains' chasing records: Pandya is **20-16** chasing in his captaincy career while Gaikwad is only 4-9, and both would field first. Pandya is 3-3 against Chennai, Gaikwad 2-0 against Mumbai.
5 IMPACT WINDOW	Watch the moment Mumbai's batter-sub arrives when chasing: Pandya has waited until overs **5 to 13**, and Sherfane Rutherford's 71 not out from 31 balls off the bench is the pick of them. Chennai have subbed a batter on as early as over 2.

Captain record

AS CAPTAIN, BEFORE TONIGHT



MUMBAI INDIANS CAPTAIN

HARDIK PANDYA (C)

IPL-WINNING CAPTAIN, 2022

HEAD COACH **Mahela Jayawardene** · 2017–22, 2025–26 · 60-53 with MI · titles 2017, 2019, 2020

AS CAPTAIN	M	W-L	WIN %	
IPL career	65	37-28	56.9	MI 2024–26 · GT 2022–23
MI 2024–26	34	15-19	44.1	
GT 2022–23	31	22-9	71.0	
2026	5	2-3	40.0	Missed Apr 4 v DC, Suryakumar Yadav led
vs CSK	6	3-3	50.0	
At Wankhede Stadium	22	12-10	54.5	
Playoffs	7	4-3	57.1	2022 (won final), 2023 (lost final), 2025

CHENNAI SUPER KINGS CAPTAIN

RUTURAJ GAIKWAD (C)

10-15 AS CAPTAIN · 2-0 VS MI

HEAD COACH **Stephen Fleming** · 2009–15, 2018–26 · 135-108 with CSK · titles 2010, 2011, 2018, 2021, 2023

AS CAPTAIN	M	W-L	WIN %	
IPL career	25	10-15	40.0	CSK 2024–26
2026	6	2-4	33.3	Led all 6
vs MI	2	2-0	100.0	
At Wankhede Stadium	1	1-0	100.0	
Playoffs	–	–	–	No playoff games as captain

Toss

2026 DECISIONS AND RESULTS

TOSSES WON	CHOSE TO FIELD	AFTER FIELDING	LOST THE TOSS	CAREER: FIELDED
3 of 6 2026	3 of 3 batted 0	1-2 never batted	1-2 opp. fielded 3/3	31 of 38 16-15 after · bat 4-3

IF MI BAT FIRST
1-2 in 2026 · **17-12** as captain

IF MI CHASE
1-2 in 2026 · **20-16** as captain

TOSSES WON	CHOSE TO FIELD	AFTER FIELDING	LOST THE TOSS	CAREER: FIELDED
2 of 6 2026	2 of 2 batted 0	0-2 never batted	2-2 opp. fielded 4/4	8 of 8 2-6 after

IF CSK BAT FIRST
2-2 in 2026 · **6-6** as captain

IF CSK CHASE
0-2 in 2026 · **4-9** as captain

Impact Player

EVERY 2026 SUBSTITUTION

▲ batter in ▲ bowler in · bold = 30+ runs or 3+ wickets

MATCH	IN	OUT	SITUATION · WHEN	SUB DID
W Mar 29 KKR	▲ **S Yadav**	J Bumrah	CHASE Inn 2 · ov 12	16 (8)
L Apr 4 DC	▲ **M Markande**	R Sharma	BAT 1ST Inn 2 · after ov 5	2-20-0
L Apr 7 RR	▲ **S Rutherford**	A Ghazanfar	CHASE Inn 2 · after ov 5	25 (8)
L Apr 12 RCB	▲ **S Rutherford**	M Markande	CHASE Inn 2 · ov 13	**71* (31)**
L Apr 16 PBKS	▲ **A Ghazanfar**	S Yadav	BAT 1ST Inn break	4-31-2
W Apr 20 GT	▲ **A Kumar**	S Rutherford	BAT 1ST Inn break	**4-24-4**

Bowler in when batting first (3 of 3: Markande, Ghazanfar, Kumar); **Batter in when chasing** (3 of 3: Yadav, Rutherford ×2).

MATCH	IN	OUT	SITUATION · WHEN	SUB DID
L Mar 30 RR	▲ **S Khan**	A Mhatre	BAT 1ST Inn 1 · ov 4	17 (12)
L Apr 3 PBKS	▲ **R Chahar**	K Sharma	BAT 1ST Inn break	4-46-0
L Apr 5 RCB	▲ **K Sharma**	K Ahmed	CHASE Inn 1 · ov 16	6 (3)
W Apr 11 DC	▲ **A Hosein**	A Mhatre	BAT 1ST Inn break	2-20-0
W Apr 14 KKR	▲ **A Hosein**	A Mhatre	BAT 1ST Inn break	4-26-1
L Apr 18 SRH	▲ **A Mhatre**	G Singh	CHASE Inn 2 · ov 2	**30 (13)**

Bowler in when batting first (3 of 4: Chahar, Hosein ×2); **Batter in when chasing** (2 of 2: Sharma, Mhatre).

Tendencies

REPEATABLE HABITS, 75% OR BETTER ON 3+ CHANCES

MUMBAI INDIANS

- Impact sub by situation: bowler in when batting first (3 of 3); batter in when chasing (3 of 3).
- Pandya has bowled himself in the powerplay in all 5 matches he bowled.

CHENNAI SUPER KINGS

- Gaikwad has chosen to field in all 8 tosses won as captain, 2-6 after.
- Samson, Gaikwad, Mhatre have batted 1-2-3 in all 6 matches.

Through Match 32 · iplfinal team sheets and match ledgers

Captain record counts matches led; no-results shown separately

Booth Read THE POINT · THE NUMBER · WHAT IT MEANS TONIGHT

1	FINISHERS CARRY	Mumbai's batsmen five to seven score **36 per cent** of the runs, against a league share of 26, so the innings is built for the back end. At the death they lose 1.8 wickets an innings, below the league's 2.2, keeping the finishers in.
2	BOUNDARY BLEED	Mumbai concede a boundary on **25.5 per cent** of balls, the highest rate in the league against 21.7, so opponents keep scoring without risk. Add the most wides per match in the league, 7.3 against 5.7, and the attack hands over free runs every over.
3	SET OR CHASE	If Mumbai bat first, they build slowly: they score **9.36** an over in the powerplay against the league's 9.92. If they chase, the middle order's 9.98 an over and 2.3 wickets lost an innings, better than the league's 2.6, keeps the target in reach.
4	SPIN SQUEEZE	Mumbai's middle order looks fluent, but against finger spin they manage only **8.20** an over, ninth of ten in the league against 8.85. Chennai's slow bowlers through overs 7 to 15 are the ones who can strangle them.
5	GHAZANFAR WICKETS	AM Ghazanfar is Mumbai's joint leading wicket-taker with **six** in 12.5 overs at 9.35 an over, the pick of their attack on economy. Shardul Thakur also has six, but at 13.57 an over, so the control comes from the spinner rather than the seam.
6	MIDDLE OVERS	Call overs 7 to 15, the middle: Mumbai's economy there is **10.50** an over, the worst in the league against 9.21, and they have taken only 11 wickets in that phase. It is the window where an opponent can build without risk.

MI Batting 2026 · LEAGUE RANK OF 10 IN SUPERSCRIPT

FORM — last 5 innings

v DC Apr 4	v RR Apr 7	v RCB Apr 12	v PBKS Apr 16	v GT Apr 20
162/6 20ov	123/9 11ov	222/5 20ov	195/6 20ov	199/5 20ov
RR 8.10 · set	RR 11.18 · chase 151	RR 11.10 · chase 241	RR 9.75 · set	RR 9.95 · set

SNAPSHOT

10.20 4th RUN RATE league 9.71	185 5th AVG 1ST-INNS league 188	5.8 4th WKTS LOST / INN league 6.3	9.7 4th SIXES / MATCH league 8.8
23.6 3rd BOUNDARY % league 21.7	30.0 3rd DOT % league 32.4	45 3rd OPENING STAND league 37	2 T-5th 200+ TOTALS conceded 2 · lg 2.4

RUN RATE BY OVER — dashed: league · circles: wickets per innings

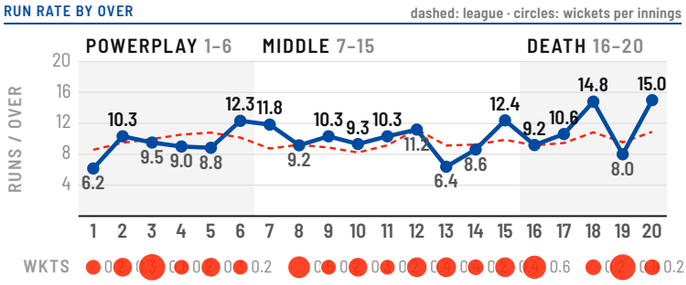

PHASE	RUN RATE	WKTS / INN	DOT	BDRY	AT END
Powerplay 1–6	9.36 7th lg 9.92	2.0 T-7th lg 1.7	41%	24%	55/1.4
Middle 7–15	9.98 4th lg 9.31	2.3 T-4th lg 2.6	25%	21%	143/3.4
Death 16–20	11.92 3rd lg 10.25	1.8 T-3rd lg 2.2	24%	29%	194/5.5

SETTING · CHASING — full 20-over innings

1-2 BATTING FIRST avg 185 · par 188	199/5 HIGHEST SET v GT, Apr 20	1-2 CHASING 2 full chases	224/4 HIGHEST CHASED target 221 v KKR

TOTAL	SET W-L	TOTALS SET	CHASE W-L	TARGETS
Under 170	0-1	162 v DC	–	–
170–199	1-1	195 v PBKS, 199 v GT	–	–
200+	–	–	1-1	221 v KKR, 241 v RCB

At 10 overs chasing: 110/1.0 on average (2 chases).

VS BOWLING TYPE — team aggregate

BOWLING	BALLS	RUN RATE	DOT	BALLS / WKT
Pace	444	10.30 3rd lg 9.95	33%	18.5 7th
Right-arm pace	366	10.77 3rd lg 10.06	33%	21.5 3rd
Left-arm pace	78	8.08 8th lg 9.53	37%	11.1 10th
Spin	217	10.01 3rd lg 9.18	23%	27.1 2nd
Finger spin	79	8.20 9th lg 8.85	27%	26.3 3rd
Wrist spin	138	11.04 3rd lg 9.46	21%	27.6 3rd

SHAPE OF THE INNINGS

RUNS BY POSITION **#1-2** 37% (lg 36) · **#3-4** 23% (lg 32) · **#5-7** 36% (lg 26) · **#8-11** 4% (lg 6)

COLLAPSES **2 of 6** innings lost 3+ powerplay wickets T-7th (lg 27%)

RUNNING **7.5%** 8th of runs from 2s and 3s (lg 7.9) · **3** run-outs suffered

BATTING TENDENCIES — league-relative

- Batters #5–7 score 36% of the runs off the bat (league 26%).
- Against finger spin: 8.20 an over from 79 balls, 9th of 10 (league 8.85).
- Death (16–20) run rate 11.92, 3rd of 10 (league 10.25).

MI Bowling 2026 · 6 INNINGS · RANK 1ST = BEST

FORM — last 5 bowling innings

v DC Apr 4	v RR Apr 7	v RCB Apr 12	v PBKS Apr 16	v GT Apr 20
164/4 · 18.1ov	150/3 · 11ov	240/4 · 20ov	198/3 · 16.3ov	100/10 · 15.5ov
econ 9.03 · defending 162	econ 13.64 · bowled first	econ 12.00 · bowled first	econ 12.00 · defending 195	econ 6.32 · defending 199

SNAPSHOT

10.52 10th ECONOMY league 9.57	39.56 9th AVERAGE league 30.33	22.6 9th STRIKE RATE league 19.0	4.5 10th WICKETS / INN league 5.9
32.2 7th DOT % league 34.1	25.5 10th BOUNDARY % league 21.7	7.8 9th EXTRAS / INN league 6.6	2-4 W-L WITH THE BALL first 1-2 · defending 1-2

ECONOMY BY OVER — dashed: league · shaded: over / under league

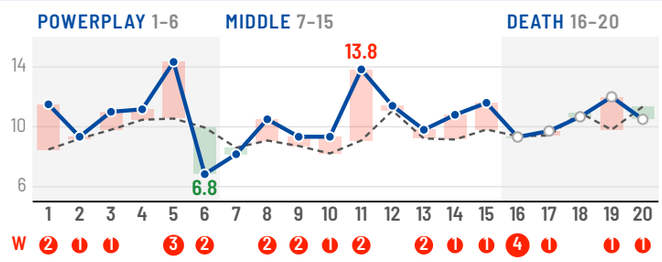

PHASE	ECON	WKTS	BALLS / WKT	DOT	BDRY
Powerplay 1–6	10.69 8th lg 9.74	9 T-5th	24.0 T-5th	40%	30%
Middle 7–15	10.50 10th lg 9.21	11 10th	27.3 9th	27%	23%
Death 16–20	10.19 6th lg 10.11	7 10th	13.3 6th	30%	23%

BOWLING FIRST · DEFENDING

203 8th OPP. TOTAL, BOWLING FIRST held under 170: 1 of 3 · under 200: 1 of 3	1-2 W-L BOWLING FIRST league chasers win 55%	1-2 W-L DEFENDING lowest held 199 v GT	9.64 3rd DEATH ECON DEFENDING highest lost 195 v PBKS

DEFENDING BY TOTAL **Under 160** – (lg defend 29%) · **160–179** 0-1 (lg defend 0%) · **180–199** 1-1 (lg defend 50%) · **200–219** – (lg defend 50%) · **220+** – (lg defend 83%)

ATTACK MIX — share of overs and economy by phase

PHASE	OVERS PACE · SPIN	PACE ECON	SPIN ECON
Powerplay	83% · 17%	10.43 8th	12.00 6th
Middle	60% · 40%	10.93 10th	9.85 9th
Death	88% · 12%	10.98 9th	4.36
Season	73% · 27%	10.74 9th	9.95 9th

TOP 5 BY OVERS — who bowls when: Captaincy p.6

BOWLER	OVERS	ECON	WKTS	CARD
J Bumrah pace	22	8.14 12th	1	**p.14**
S Thakur pace	14	13.57 54th	6	
H Pandya pace	13	11.69 52nd	3	**p.13**
A Ghazanfar spin	12.5	9.35 30th	6	**p.14**
M Santner spin	10	8.10 11th	4	**p.13**

VS BATTER HAND

VS	BALLS	ECON	BALLS / WKT	DOT
Right-handers	451 74%	10.64 10th lg 9.39	22.6 8th	30%
Left-handers	158 26%	10.18 7th lg 9.91	22.6 8th	37%

1 left-hander in CSK's projected top 7: Dube.

BOWLING TENDENCIES — league-relative

- Most wides per match in the league: 7.3 (league 5.7).
- Highest boundary rate conceded in the league: 25.5% of balls (league 21.7).
- Worst middle-overs economy in the league: 10.50 an over (league 9.21).

Booth Read — THE POINT · THE NUMBER · WHAT IT MEANS TONIGHT

1 POWERPLAY PRICE	Chennai lose **2.2** wickets an innings in the powerplay, the most in the league against 1.7, and have gone three or more down there in three of six innings. They still score 10.67 an over, above the league's 9.92, so a fast start keeps caving in before the middle is set.
2 TOP-TWO SHORTFALL	Chennai's top two make only **26** per cent of the runs off the bat, against a league share of 36. Ten points light at the top, it throws the load onto the middle order, which is why a bright powerplay keeps turning into a middling total.
3 TOSS SPLIT	Batting first Chennai are 2-2 with an average first-innings total of **185**, two under the league's 188; chasing they are 0-2. If they set, 185 is the mark to beat; if they chase, they are still seeking a first success.
4 FREE-RUN QUIRK	Chennai give up the most no-balls in the league at **1.0** a match against 0.4, yet concede the second-fewest wides, 4.2 against 5.7. The free runs come from overstepping, not spraying, so the line stays honest even when the length slips.
5 KHALEEL'S CONTROL	Khaleel Ahmed is Chennai's control at the top, going at **7.85** an over in the powerplay, nearly two below the league's 9.74 and the best economy in their attack. Keep Mumbai quiet in his opening spell and Chennai's soft death overs matter far less.
6 WRIST-SPIN TRAP	Call the wrist-spin overs: Chennai score just **7.00** an over against wrist spin from 108 balls, tenth of ten in the league against 9.46. If Mumbai's wrist spin gets a middle-overs spell, that is where the innings can quietly stall.

CSK Batting — 2026 · LEAGUE RANK OF 10 IN SUPERSCRIPT

FORM — last 5 innings

v PBKS Apr 3	v RCB Apr 5	v DC Apr 11	v KKR Apr 14	v SRH Apr 18
209/5 20ov	207 19.4ov	212/2 20ov	192/5 20ov	184/8 20ov
RR 10.45 · set	RR 10.53 · chase 251	RR 10.60 · set	RR 9.60 · set	RR 9.20 · chase 195

SNAPSHOT

9.48 6th RUN RATE league 9.71	185 6th AVG 1ST-INNS league 188	6.5 T-7th WKTS LOST / INN league 6.3	7.5 7th SIXES / MATCH league 8.8
20.7 6th BOUNDARY % league 21.7	33.2 5th DOT % league 32.4	23 9th OPENING STAND league 37	3 T-3rd 200+ TOTALS conceded 2 · lg 2.4

RUN RATE BY OVER — dashed: league · circles: wickets per innings

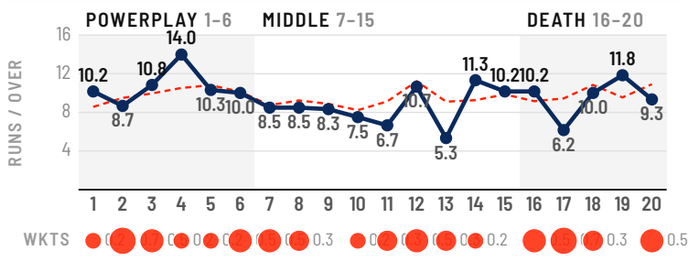

PHASE	RUN RATE	WKTS / INN	DOT	BDRY	AT END
Powerplay 1–6	10.67 4th lg 9.92	2.2 10th lg 1.7	39%	27%	64/2.2
Middle 7–15	8.56 8th lg 9.31	2.3 T-4th lg 2.6	32%	17%	141/4.5
Death 16–20	9.72 7th lg 10.25	2.0 6th lg 2.2	28%	20%	199/4.8

SETTING · CHASING — full 20-over innings

2-2 BATTING FIRST avg 185 · par 188	212/2 HIGHEST SET v DC, Apr 11	0-2 CHASING 2 full chases	– HIGHEST CHASED no successful chase

TOTAL	SET W-L	TOTALS SET	CHASE W-L	TARGETS
Under 170	0-1	127 v RR	–	–
170–199	1-0	192 v KKR	0-1	195 v SRH
200+	1-1	209 v PBKS, 212 v DC	0-1	251 v RCB

At 10 overs chasing: 110/4.5 on average (2 chases).

VS BOWLING TYPE — team aggregate

BOWLING	BALLS	RUN RATE	DOT	BALLS / WKT
Pace	500	10.24 4th lg 9.95	33%	18.5 6th
Right-arm pace	404	10.13 6th lg 10.06	32%	16.8 7th
Left-arm pace	96	10.69 3rd lg 9.53	34%	32.0 2nd
Spin	216	7.72 9th lg 9.18	35%	19.6 7th
Finger spin	108	8.44 T-7th lg 8.85	37%	15.4 9th
Wrist spin	108	7.00 10th lg 9.46	32%	27.0 T-4th

SHAPE OF THE INNINGS

RUNS BY POSITION **#1–2** 26% (lg 36) · **#3–4** 37% (lg 32) · **#5–7** 22% (lg 26) · **#8–11** 14% (lg 6)

COLLAPSES **3 of 6** innings lost 3+ powerplay wickets 10th (lg 27%)

RUNNING **8.2%** 4th of runs from 2s and 3s (lg 7.9) · **1** run-outs suffered

BATTING TENDENCIES — league-relative

- Lost 3+ powerplay wickets in 3 of 6 innings, 10th of 10 (league 27% of innings).
- Against wrist spin: 7.00 an over from 108 balls, 10th of 10 (league 9.46).
- Batters #1–2 score 26% of the runs off the bat (league 36%).

CSK Bowling — 2026 · 6 INNINGS · RANK 1ST = BEST

FORM — last 5 bowling innings

v PBKS Apr 3	v RCB Apr 5	v DC Apr 11	v KKR Apr 14	v SRH Apr 18
210/5 · 18.4ov	250/3 · 20ov	189/10 · 20ov	160/7 · 20ov	194/9 · 20ov
econ 11.25 · defending 209	econ 12.50 · bowled first	econ 9.45 · defending 212	econ 8.00 · defending 192	econ 9.70 · bowled first

SNAPSHOT

10.01 9th ECONOMY league 9.57	31.69 5th AVERAGE league 30.33	19.0 5th STRIKE RATE league 19.0	5.8 6th WICKETS / INN league 5.9
33.4 5th DOT % league 34.1	22.9 9th BOUNDARY % league 21.7	6.0 4th EXTRAS / INN league 6.6	2-4 W-L WITH THE BALL first 0-2 · defending 2-2

ECONOMY BY OVER — dashed: league · shaded: over / under league

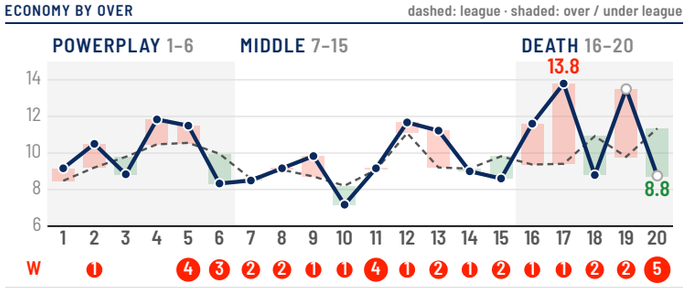

PHASE	ECON	WKTS	BALLS / WKT	DOT	BDRY
Powerplay 1–6	10.03 5th lg 9.74	8 7th	27.0 7th	40%	26%
Middle 7–15	9.36 8th lg 9.21	16 T-3rd	19.2 3rd	29%	18%
Death 16–20	11.37 10th lg 10.11	11 T-5th	12.9 5th	32%	27%

BOWLING FIRST · DEFENDING

222 9th OPP. TOTAL, BOWLING FIRST held under 170: 0 of 2 · under 200: 1 of 2	0-2 W-L BOWLING FIRST league chasers win 55%	2-2 W-L DEFENDING lowest held 192 v KKR	9.88 5th DEATH ECON DEFENDING highest lost 209 v PBKS

DEFENDING BY TOTAL **Under 160** 0-1 (lg defend 29%) · **160–179** – (lg defend 0%) · **180–199** 1-0 (lg defend 50%) · **200–219** 1-1 (lg defend 50%) · **220+** – (lg defend 83%)

ATTACK MIX — share of overs and economy by phase

PHASE	OVERS PACE · SPIN	PACE ECON	SPIN ECON
Powerplay	81% · 19%	9.76 5th	11.14 5th
Middle	53% · 47%	9.93 8th	8.73 4th
Death	87% · 13%	10.94 8th	14.33
Season	69% · 31%	10.13 7th	9.72 8th

TOP 5 BY OVERS — who bowls when: Captaincy p.6

BOWLER	OVERS	ECON	WKTS	CARD
A Kamboj pace	21.4	9.74 38th	13	**p.18**
N Ahmad spin	21	9.57 35th	4	**p.19**
K Ahmed pace	16.5	8.67 21st	2	
J Overton pace	15	9.53 34th	8	**p.18**
M Henry pace	10	13.00 53rd	2	

VS BATTER HAND

VS	BALLS	ECON	BALLS / WKT	DOT
Right-handers	444 67%	9.92 9th lg 9.39	20.2 7th	33%
Left-handers	221 33%	10.18 8th lg 9.91	17.0 2nd	34%

3 left-handers in MI's projected top 7: de Kock, Varma, Rutherford.

BOWLING TENDENCIES — league-relative

- Worst death economy in the league: 11.37 an over (league 10.11), but it falls to 9.88 when defending; held 2 of 3 chases that reached over 16.
- Most no-balls per match in the league: 1.0 (league 0.4).
- 2nd-fewest wides per match in the league: 4.2 (league 5.7).

FIELDING & WICKETKEEPING

MI BOWLING P.7 | CSK BOWLING P.8

blitz

Mumbai Indians vs. Chennai Super Kings • Match 33 • Wankhede Stadium • Thursday, April 23, 2026

2026 season · through Match 32 (Apr 22)

Fielding snapshot

2026 · LEAGUE RANK IN SUPERSCRIPT, 1ST = BEST FIELDING SIDE

CAUGHT | BOWLED | LBW | STUMPED | RUN OUT

MUMBAI INDIANS

6 matches · 28 wickets

CATCHES / MATCH	RUN-OUTS	STUMPINGS	BYES + LB / MATCH
3.67 T-9th	1 T-8th	1 T-1st	0.67 1st
22 in 6	0.17 a match	0.17 a match	0 byes · 4 leg byes
league **4.90**	league **0.35**	league **0.08**	league **2.57**

HOW WICKETS FALL — share of 28 wickets vs league

MI: 79% | 14%

LEAGUE: 78% | 11%

WHERE CATCHES ARE TAKEN — 22 catches · keeper, bowler, inner ring, deep vs league

MI: Keeper 3 | Inner ring 5 | Deep 13

LEAGUE: 14% | 29% | 54%

FIELDER LEADERBOARD — top 5 by catches + run-outs · subs and impact players count

FIELDER	CT	RO	ST	DROPS	CT + RO
Tilak Varma	6	–	–	0	**6**
Naman Dhir	4	–	–	2	**4**
Hardik Pandya	2	–	–	0	**2**
Quinton de Kock WK	2	–	1	0	**2**
Deepak Chahar	1	–	–	1	**1**

CHENNAI SUPER KINGS

6 matches · 36 wickets

CATCHES / MATCH	RUN-OUTS	STUMPINGS	BYES + LB / MATCH
4.83 6th	1 T-8th	0 T-6th	3.67 9th
29 in 6	0.17 a match	0.00 a match	10 byes · 12 leg byes
league **4.90**	league **0.35**	league **0.08**	league **2.57**

HOW WICKETS FALL — share of 36 wickets vs league

CSK: 81% | 17%

LEAGUE: 78% | 11%

WHERE CATCHES ARE TAKEN — 29 catches · keeper, bowler, inner ring, deep vs league

CSK: Inner ring 14 | Deep 14

LEAGUE: 14% | 29% | 54%

FIELDER LEADERBOARD — top 5 by catches + run-outs · subs and impact players count

FIELDER	CT	RO	ST	DROPS	CT + RO
Dewald Brevis	6	–	–	1	**6**
Noor Ahmad	4	–	–	1	**4**
Ruturaj Gaikwad	3	1	–	2	**4**
Sarfaraz Khan IMPACT ×1	3	1	–	1	**4**
Gurjapneet Singh	3	–	–	0	**3**

Chances

BCCI SCORER LOG · ITS CATCHES MATCH BALL-BY-BALL ONE FOR ONE · NO CATCH DIFFICULTY

	CATCH EFFICIENCY	DROPS	DIRECT HITS	RUN SAVES	MISFIELDS
MI	81.5% 5th	5 T-3rd	1 T-6th	12 T-4th	13 1st
	22 of 27 held	0.83 a match	4/9 shies hit 1st	2.0 a match	2.2 a match
	league **81.3%**	league **1.13**	league **18%**	league **2.0**	league **3.8**
CSK	74.4% 8th	10 9th	0 T-9th	9 9th	29 8th
	29 of 39 held	1.67 a match	1/11 shies hit 9th	1.5 a match	4.8 a match
	league **81.3%**	league **1.13**	league **18%**	league **2.0**	league **3.8**

DROPS BY PHASE

MI: **2** Powerplay | **2** Middle | **1** Death

CSK: **5** Powerplay | **4** Middle | **1** Death

DROPPED BY N Dhir 2, R Sharma 1, D Chahar 1, J Bumrah 1

OFF THE BOWLING OF A Ghazanfar 1, C Bosch 1, D Chahar 1, S Thakur 1, H Pandya 1

ALSO 0 stumpings missed · 5 shies missed the stumps · 2 overthrows

DROPPED BY R Gaikwad 2, S Dube 2, S Khan 1, D Brevis 1, K Sharma 1, M Henry 1, K Ahmed 1, N Ahmad 1

OFF THE BOWLING OF A Kamboj 3, A Hosein 2, M Henry 2, K Ahmed 2, N Ahmad 1

ALSO 0 stumpings missed · 10 shies missed the stumps · 1 overthrow

Keepers side by side

SUMMARY OF THE KEEPER CARDS, SAME NUMBERS · RANKS: 5+ INN (SEASON), 60+ (CAREER) · BYES EXCLUDE LEG BYES



MUMBAI INDIANS KEEPER

KEEPER CARD P.11

QUINTON DE KOCK †

Kept 2 of MI's 6 matches in 2026 · Rickelton 4

KEEPING	INN	CT	ST	DIS / INN	RO	BYES / INN
2026	2	2	1	1.50	0	0.00
IPL career	101	70	19	0.88 2nd	13	0.53 8th
League 2026				0.83		0.67

TOP COMBO career **c de Kock b Bumrah ×13** · still in MI's attack

STANDING UP, 2026 **60** of 60 spin balls (100%) · **0** of 151 pace (0%)



CHENNAI SUPER KINGS KEEPER

KEEPER CARD P.16

SANJU SAMSON †

Kept 6 of CSK's 6 matches in 2026

KEEPING	INN	CT	ST	DIS / INN	RO	BYES / INN
2026	**6**	**1**	**0**	**0.17** 7th	**0**	**1.67** 7th
IPL career	118	63	17	0.68 10th	21	0.77 11th
League 2026				0.83		0.67

TOP COMBO career **c Samson b Boult ×8** · this attack **c Samson b Overton ×1**

STANDING UP, 2026 **214** of 214 spin balls (100%) · **0** of 482 pace (0%)

Opponent running · Tendencies

HOW HARD OPPONENTS RUN ON THIS FIELDING SIDE · 1ST = FEWEST CONCEDED

MUMBAI INDIANS

6 matches · 28 wickets

Runs from 2s & 3s conceded % of runs off the bat	6.7% 2nd	league 7.9%
Running shots turned into 2+ share of balls run	12.9% 3rd	league 13.6%
Run-outs per 100 attempts balls run, or a run-out	0.38 8th	league 0.67

2+ SHARE BY PHASE

Powerplay	Middle	Death
12%	**13%**	**16%**
8 of 68	19 of 151	7 of 45

TONIGHT'S RUNNERS CSK score **8.2%** 4th of their runs off the bat in 2s & 3s (league 7.9%) and have lost 1 run-out · CSK batting p.8

CHENNAI SUPER KINGS

6 matches · 36 wickets

Runs from 2s & 3s conceded % of runs off the bat	8.6% 8th	league 7.9%
Running shots turned into 2+ share of balls run	15.3% 9th	league 13.6%
Run-outs per 100 attempts balls run, or a run-out	0.32 9th	league 0.67

2+ SHARE BY PHASE

Powerplay	Middle	Death
18%	**14%**	**15%**
14 of 79	24 of 168	9 of 61

TONIGHT'S RUNNERS MI score **7.5%** 8th of their runs off the bat in 2s & 3s (league 7.9%) and have lost 3 run-outs · MI batting p.7

MUMBAI INDIANS FIELDING TENDENCIES

2 strongest, 3+ events

- 13 of MI's 22 catches have been taken in the deep (59%; league 54%).
- Tilak Varma has taken 6 of MI's 22 catches, the most by an outfielder.

CHENNAI SUPER KINGS FIELDING TENDENCIES

2 strongest, 3+ events

- 5 of CSK's 10 drops this season came in the powerplay.
- 14 of CSK's 29 catches have been taken inside the ring (48%; league 29%).

Main innings · BCCI scorer fielding log for drops, misfields, saves (logged as events, not runs) and shies · grey = under 30 balls or 3 innings

Through Match 32 · iplfinal ball-by-ball · Phases: powerplay 1–6 · middle 7–15 · death 16–20

MILESTONES, STREAKS & HISTORY

blitz

Mumbai Indians vs. Chennai Super Kings • Match 33 • Wankhede Stadium • Thursday, April 23, 2026 • All figures through Match 32

ON THIS DAY · APRIL 23

1. **23 APR 2013 · RCB V PWI, BENGALURU** — IPL RECORD
   Gayle's 175 remains the highest individual score in IPL history. He faced 66 balls, hit 13 fours and 17 sixes, and RCB's 263/5 was then the highest IPL total.
2. **23 APR 2017 · KKR V RCB, KOLKATA** — IPL RECORD
   RCB's 49 is IPL's lowest all-out total. They lasted just 9.4 overs at Kolkata, bowled out as KKR won by 82 runs.
3. **23 APR 2008 · CSK V MI, CHENNAI (1ST MEETING)** — IPL FIRST
   The first-ever CSK-MI clash was decided by six runs. CSK made 208/5 and restricted Mumbai to 202/7 at Chennai to open the rivalry.
4. **23 APR 2024 · CSK V LSG, CHENNAI** — CAREER HIGH
   Gaikwad's 108 that night is still his highest IPL score. The CSK captain's unbeaten 60-ball hundred anchored 210/4, though Stoinis's 124 won it for LSG.
5. **23 APR 2009 · KKR V RR, CAPE TOWN (150-150 TIE)** — IPL FIRST
   The IPL's first-ever Super Over was played on this date. KKR and RR both finished on 150 at Cape Town, and Rajasthan won the one-over decider.
6. **23 APR 2025 · SRH V MI AT HYDERABAD** — FEAT
   Boult's 4/26 set up Mumbai's seven-wicket win last year. He is still an MI quick, and Mumbai chased 144 in 15.4 overs with 26 balls to spare.
7. **23 APR 2023 · CSK 235/4 V KKR, KOLKATA** — FEAT
   CSK posted 235/4 at Kolkata and won by 49 runs. KKR's reply reached 186/8, and Chennai's towering total proved well beyond them that day.

This date: MI are 1-4 and CSK are 4-2 on April 23.

STATISTICAL ANOMALIES

1. **MI V CSK, WANKHEDE; RUTHERFORD 194.3 SR IN 6 INNS (2026)** — CAREER HIGH
   Rutherford's 194.3 strike rate is a career high. He had never cleared 160 before; his previous best was 157.3 in 2025, and this term he has 103 runs off just 53 balls.
2. **MI V CSK, WANKHEDE; BUMRAH 1 WKT IN 6 INNS (2026)** — CAREER LOW
   Bumrah's one wicket in 2026 is a career low. In six innings he has 1 for 179 at 8.14 an over, the fewest wickets he has taken in any season of his career.
3. **MI V CSK, WANKHEDE; KAMBOJ 13 WKTS (2026)** — LEAGUE LEADER
   Kamboj leads the league with 13 wickets. In six innings he has 13 wickets at 9.74 an over, a career best that passes his 8 in 2025 and 2 in 2024.
4. **MI V CSK, WANKHEDE; GAIKWAD 112.3 SR IN 6 INNS (2026)** — CAREER LOW
   Gaikwad's 112.3 strike rate is a career low. He has 82 runs off 73 balls; his previous slowest year was 120.7 in 2020, and he struck 141-plus in 2024 and 2025.
5. **CSK 2026: 1131 RUNS FOR, 1131 AGAINST, NRR -0.780** — TABLE QUIRK
   CSK have scored and conceded identical totals this season. Six games in, they have 1131 for and 1131 against, yet NRR is minus 0.780 because they batted 120 overs and bowled 110.5.
6. **MI AND CSK 2026: 12 TOSS WINNERS FIELDED, 5-7 RECORD** — TREND
   Chasing has been the unanimous toss call in these games. All 12 toss winners have bowled first, and it has backfired: they are 5-7, with the side batting first winning 7 of the 12.
7. **MI V CSK, WANKHEDE; MI DEATH SR 191.7, CSK DEATH ECON 11.37** — TREND
   MI's death hitting meets CSK's leakiest phase. MI strike at 191.7 in the death, 278 runs off 145 balls; CSK concede 11.37 an over there, their most expensive phase this season.

MILESTONES & STREAKS

MILESTONES IN REACH

Player	Team	Stat	Now	Mark	Needs	Context
Dewald Brevis	CSK	Runs	496	500	4	163rd to reach; 266 for CSK
Shivam Dube	CSK	Runs	1,982	2,000	18	57th to reach; 1,583 for CSK, 9th on club list
Ayush Mhatre	CSK	Sixes	23	25	2	151st to reach; all 23 for CSK
Anshul Kamboj	CSK	Wickets	23	25	2	148th to reach; 21 for CSK
Suryakumar Yadav	MI	Sixes	172	175	3	16th ever; 151 for MI, 3rd on club list
Ruturaj Gaikwad	CSK	Sixes	96	100	4	45th ever; all 96 for CSK, 4th on club list
Ayush Mhatre	CSK	Runs	441	500	59	163rd to reach; all 441 for CSK
Sarfaraz Khan	CSK	Sixes	20	25	5	151st to reach; 6 for CSK
Quinton de Kock	MI	Runs	3,437	3,500	63	24th ever; 1,457 for MI, 9th on club list
Suryakumar Yadav	MI	Runs	4,432	4,500	68	15th ever; 3,824 for MI, 2nd on club list

FIELDING MILESTONES · CATCHES

Player	Team	Now	Mark	Context
Naman Dhir	MI	19	20	143rd in IPL history; all 19 for MI
Tilak Varma	MI	38	40	57th in IPL history; all 38 for MI
Jasprit Bumrah	MI	18	20	153rd in IPL history; all 18 for MI
Sanju Samson	CSK	87	90	12th in IPL history; 1 for CSK, plus 17 stumpings

Mahendra Singh Dhoni holds the IPL record with 157 catches and 47 stumpings.

PLAYER STREAKS

Player	Team	Streak
Anshul Kamboj	CSK	Wicket in 9 straight matches, a career best
Ruturaj Gaikwad	CSK	8 straight innings under 30 (last 30+: Mar 30, 2025)
Ayush Mhatre	CSK	30+ in 3 straight innings (59, 38, 30), a career best

AGE WATCH

Player	Team	Age	Mark	Needs	Youngest to reach
Jasprit Bumrah	MI	32y 138d	200 wkts	13	Yuzvendra Chahal, 33y 274d
Sanju Samson	CSK	31y 163d	250 sixes	22	Virat Kohli, 35y 168d
Ayush Mhatre	CSK	18y 281d	25 sixes	2	Vaibhav Sooryavanshi, 15y 3d *(would be 2nd)*
Tilak Varma	MI	23y 166d	100 sixes	19	Rishabh Pant, 23y 20d *(would be 2nd)*

Birthdays this week: Akeal Hosein 33 (Apr 25), Kartik Sharma 20 (Apr 26), Dewald Brevis 23 (Apr 29).

MATCH OFFICIALS

Official	Role	Tonight
Parashar Joshi	Umpire	9th IPL game (field + TV), 71st most
Adrian Holdstock	Umpire	21st IPL game (field + TV), 50th most
KN Ananthapadmanabhan	TV	148th IPL game (field + TV), 4th most
Prakash Bhatt	Referee	73rd as referee, 6th most; MI 7-7, CSK 7-9

QUINTON DE KOCK #12

OPENER · WK-BAT · LHB · AGE 33Y 127D

OVERSEAS Yes PRICE ₹1.00 Cr sold 2026 IPL DEBUT 2013 IPL MATCHES 117

BATS #1 Keeps wicket · Started 2 of 6 games; never an Impact sub

Quinton de Kock grew up in Johannesburg, came through King Edward VII School and the Old Eds club, and broke into Gauteng's senior side as a teenager. He kept wicket and opened for South Africa across formats and captained the Proteas before stepping away from Test cricket. A left-handed opener, he first joined Mumbai Indians in 2019 and won back-to-back IPL titles with them. Re-signed for 2026, he marked his return with a century against Punjab Kings at the Wankhede.

THE LINE

De Kock falls fastest at the powerplay, out every 13.5 balls in overs 1 to 6; Khaleel Ahmed, who bowls there almost exclusively, already has him at 153.

WATCH FOR

- **63 to 3,500 IPL runs**: 24th ever; 1,457 for MI, 9th on club list.
- **24th on the all-time IPL run list** with 3,437.
- **Scores faster v spin:** SR 145, not dismissed since 2024; v pace it is SR 140, out every 15 balls.
- **Falls fastest at the powerplay:** out every 13.5 balls (SR 126) in overs 1–6, against every 46.3 in overs 7–15.

HOW HE IS OUT

109 IPL dismissals: caught, leg side 41 · caught, off side 29 · caught, keeper 12 · caught, no zone 1 · bowled 15 · lbw 7 · stumped 1 · run out 3

WHERE HE SCORES

Mid-wicket 23% · Square leg 19% · Cover 15% · Long-on 13% of career runs

CAREER V THE OTHER BOWLING TYPES · SR (BALLS, OUTS)

Leg-spin
127
(325, 17)

SEASON

league rank in superscript

RUNS	AVERAGE	STRIKE RATE	BALLS / 4-6	DOT BALLS
125 43rd	125.0 1st	176.1 11th	4.2 21st	25% 6th
2 inn · HS 112*	career 31.5	career 135.2	17 4s+6s · 0×50	71 faced

IPL CAREER 117 inn · 3,434 runs · avg 31.5 · SR 135.2 · 24×50 3×100 · HS 140* · 5.3 balls per 4-6 · dot 38%

FORM newest right

LAST 5 INNS				
23	2	9	112*	13
16b CSK Apr 11	4b PBKS Apr 1	13b SRH May 2	60b PBKS Apr	11b GT Apr 20
Bowled · A Kamboj	c Shedge, deep bwd sq leg · X Bartlett	c Manohar, deep sq leg · E Malinga	not out	c & b · K Rabada

BY PHASE · CAREER SR

POWERPLAY	MIDDLE	DEATH
130	134	205
59% of balls · avg 33.7 · dot 46% · 2026 127 (22b)	36% of balls · avg 30.9 · dot 29% · 2026 186 (36b)	5% of balls · avg 30.0 · dot 18% · 2026 231 (13b)

CAREER STRIKE RATE BY OVER

1	2	3	4	5	6	7	8	9	10	11	12	13	14	15	16	17	18	19	20
92	104	159	188	138	135	122	126	147	120	135	152	150	136	132	205	134	278	250	217

Usually arrives over 1, stays to over 6.4, 18.8 balls a visit (10 inn since 2025); boxed: his usual overs

V CSK'S BOWLING TYPES · CAREER SR

V RA PACE	V LA PACE	V OFF-SPIN	V LA ORTHODOX	V LA WRIST
147	129	108	148	124
54 out in 1263b · 2026 177 · Kamboj, Overton	16 out in 393b · 2026 142 · Ahmed, Singh, Choudhary	12 out in 413b · 2026 – · Short	3 out in 117b · 2026 – · Hosein	4 out in 29b · 2026 – · Ahmad

TONIGHT V CSK

career H2H · his likeliest bowlers

Khaleel Ahmed LEFT-ARM FAST-MEDIUM · ~2.2 OV
46 off 30 · 1 out · SR 153 · 4×4 3×6
13 of his 16.5 overs in the powerplay; over 1 in 3 of 5 games. · last 14 (10) · Chennai, Apr 2025

Anshul Kamboj p.18 RIGHT-ARM FAST-MEDIUM · ~3.6 OV
8 off 5 · 1 out · SR 160 · 1×6
8 of his 21.4 overs in the powerplay; over 4 in 4 of 6 games. · last 8 (5), bowled · Chennai, Apr 2025

Noor Ahmad p.19 LEFT-ARM WRIST SPIN · ~3.5 OV
11 off 6 · 0 out · SR 183 · 2×4
1 of his 21 overs in the powerplay; none in overs 1–5. · last 11 (6) · Ahmedabad, May 2023

Mukesh Choudhary p.19 LEFT-ARM FAST-MEDIUM · ~0.7 OV
11 off 7 · 0 out · SR 157 · 2×4
2 of his 2 overs in the powerplay; over 2 in 1 of 1 games. · last 11 (7) · Mumbai (BS), Mar 2022

ALSO FACES **Hosein** first meeting · **Singh** first meeting · **Overton** first meeting · **Short** first meeting

RECORD

v CSK, career 412 runs · SR 132.1 · avg 27.5 · 16 inn · HS 61
At Wankhede Stadium 486 runs · SR 141.7 · avg 40.5 · 14 inn · HS 112*
Setting 1,765 runs · SR 136.4 · avg 29.4 · 63 inn · HS 140*
Chasing 1,669 runs · SR 133.9 · avg 34.1 · 54 inn · HS 108

SAY IT Out every 13.5 balls in the powerplay; that is where Khaleel Ahmed will test him.

DANISH MALEWAR

OPENER · RHB · AGE 22Y 197D

OVERSEAS No PRICE ₹30.00 L sold 2026 IPL DEBUT 2026 IPL MATCHES 1

BATS #2 Started 1 of 6 games; never an Impact sub

Danish Malewar is a right-handed top-order batter from Nagpur who learned the game at the City Gymkhana Academy and plays his domestic cricket for Vidarbha. He was part of Vidarbha's Ranji Trophy title-winning side, making a century in the final, before Mumbai Indians signed him at his base price in the 2026 auction. Malewar opened the batting on his IPL debut against Gujarat Titans this season and is part of the Mumbai Indians squad for this meeting with Chennai Super Kings.

THE LINE

Malewar has four IPL balls to his name, lbw for 2 on debut, and now opens against a Chennai attack he has never faced in the powerplay.

HOW HE IS OUT

1 IPL dismissal: lbw 1

WHERE HE SCORES

Third man 100% of career runs

SEASON

league rank in superscript

RUNS	AVERAGE	STRIKE RATE	BALLS / 4-6	DOT BALLS
2 117th	2.0	50.0	–	50%
1 inn · HS 2	career 2.0	career 50.0	0 4s+6s · 0×50	4 faced

IPL CAREER 1 inn · 2 runs · avg 2.0 · SR 50.0 · 0×50 0×100 · HS 2 · – balls per 4-6 · dot 50%

FORM newest right

LAST 1 INNS
2
4b GT Apr 20
LBW · K Rabada

BY PHASE · CAREER SR

POWERPLAY	MIDDLE	DEATH
50	–	–
100% of balls · avg 2.0 · dot 50% · 2026 50 (4b)	0% of balls · avg – · dot –% · 2026 – (0b)	0% of balls · avg – · dot –% · 2026 – (0b)

V CSK'S BOWLING TYPES · CAREER SR

V RA PACE	V LA PACE	V OFF-SPIN	V LA ORTHODOX	V LA WRIST
50	–	–	–	–
1 out in 4b · 2026 50 · Kamboj, Overton	0 out in 0b · 2026 – · Ahmed, Choudhary, Singh	0 out in 0b · 2026 – · Short	0 out in 0b · 2026 – · Hosein	0 out in 0b · 2026 – · Ahmad

TONIGHT V CSK

career H2H · his likeliest bowlers

Khaleel Ahmed FIRST MEETING LEFT-ARM FAST-MEDIUM · ~2.2 OV
13 of his 16.5 overs in the powerplay; over 1 in 3 of 5 games.

Akeal Hosein FIRST MEETING LEFT-ARM ORTHODOX · ~2.0 OV
3 of his 6 overs in the powerplay; over 1 in 1 of 2 games.

Mukesh Choudhary p.19 FIRST MEETING LEFT-ARM FAST-MEDIUM · ~0.7 OV
2 of his 2 overs in the powerplay; over 2 in 1 of 1 games.

Matt Short p.17 FIRST MEETING RIGHT-ARM OFF-BREAK · ~0.5 OV
3 of his 3.1 overs in the powerplay; over 1 in 1 of 2 games.

ALSO FACES **Kamboj** first meeting · **Overton** first meeting · **Ahmad** first meeting · **Singh** first meeting

RECORD

Setting 2 runs · SR 50.0 · avg 2.0 · 1 inn · HS 2

SAY IT Two runs from four balls so far; Khaleel Ahmed and the new ball await.

NAMAN DHIR

TOP ORDER · RHB · AGE 26Y 113D

OVERSEAS No PRICE ₹5.25 Cr retained 2026 IPL DEBUT 2024 IPL MATCHES 29

BATS #3 Started all 6 games; never an Impact sub

Naman Dhir, born in Ambala, Haryana, plays his domestic cricket for Punjab and bowls right-arm off-break. He came to Mumbai Indians through the Sher-e-Punjab T20 league, where he finished as its second-highest run-scorer, and MI signed him at his first auction for a 20 lakh base price. In the injury-forced absence of Suryakumar Yadav he debuted against Gujarat Titans at number three, and MI kept him through the right-to-match card a year later, at 5.25 crore.

THE LINE

Dhir strikes at 174 against pace and 160.7 at the Wankhede, yet Noor Ahmad dismissed him in their only meeting.

WATCH FOR

- **Scores faster v pace:** SR 174, out every 17 balls since 2024; v spin it is SR 165, out every 17 balls.
- **Falls fastest at the death:** out every 13.5 balls (SR 194) in overs 16–20, against every 20.8 in overs 1–6.

HOW HE IS OUT

19 IPL dismissals: caught, leg side 7 · caught, off side 6 · bowled 3 · lbw 3

WHERE HE SCORES

Mid-wicket 26% · Long-off 19% · Long-on 17% · Fine leg 11% of career runs

CAREER V THE OTHER BOWLING TYPES · SR (BALLS, OUTS)

Leg-spin
135
(37, 2)

SEASON

league rank in superscript

RUNS	AVERAGE	STRIKE RATE	BALLS / 4-6	DOT BALLS
154 28th	30.8 31st	152.5 27th	4.8 36th	30% 22nd
6 inn · HS 50	career 28.7	career 171.7	21 4s+6s · 1×50	101 faced

IPL CAREER 25 inn · 546 runs · avg 28.7 · SR 171.7 · 2×50 0×100 · HS 62* · 4.0 balls per 4-6 · dot 30%

FORM newest right

LAST 5 INNS				
28	25	1	50	45
21b DC Apr 4	13b RR Apr 7	2b RCB Apr 12	31b PBKS Apr	132b GT Apr 20
c Stubbs, deep mid wkt · T Natarajan	c Bishnoi, long on · N Burger	c Patidar, extra cover · R Dar	c Bartlett, long off · S Singh	c Rabada, deep bwd sq leg · P Krishna

BY PHASE · CAREER SR

POWERPLAY	MIDDLE	DEATH
152	158	194
26% of balls · avg 31.5 · dot 42% · 2026 161 (33b)	31% of balls · avg 31.6 · dot 27% · 2026 156 (55b)	42% of balls · avg 26.2 · dot 24% · 2026 115 (13b)

CAREER STRIKE RATE BY OVER

1	2	3	4	5	6	7	8	9	10	11	12	13	14	15	16	17	18	19	20
	44	161	246	55	200	187	121	191		267		89	85	186	124	187	147	265	239

Usually arrives over 15, stays to over 17.3, 13.3 balls a visit (18 inn since 2025); boxed: his usual overs

V CSK'S BOWLING TYPES · CAREER SR

V RA PACE	V LA PACE	V OFF-SPIN	V LA ORTHODOX	V LA WRIST
182	145	250	183	180
10 out in 192b · 2026 149 · Kamboj, Overton	5 out in 58b · 2026 113 · Singh, Ahmed, Choudhary	0 out in 8b · 2026 300 · Short	1 out in 18b · 2026 175 · Hosein	1 out in 5b · 2026 350 · Ahmad

TONIGHT V CSK

career H2H · his likeliest bowlers

Anshul Kamboj p.18 FIRST MEETING RIGHT-ARM FAST-MEDIUM · ~3.6 OV
8 of his 21.4 overs in the powerplay; over 18 in 4 of 6 games.

Gurjapneet Singh p.19 FIRST MEETING LEFT-ARM FAST-MEDIUM · ~3.1 OV
0 of his 9.1 overs in the powerplay; over 17 in 2 of 3 games.

Jamie Overton p.18 FIRST MEETING RIGHT-ARM FAST-MEDIUM · ~3.0 OV
0 of his 15 overs in the powerplay; over 19 in 3 of 5 games.

Noor Ahmad p.19 LEFT-ARM WRIST SPIN · ~3.5 OV
1 off 2 · 1 out · SR 50
1 of his 21 overs in the powerplay; over 17 in 1 of 6 games. · last 1 (2), bowled · Chennai, Mar 2025

ALSO FACES **Ahmed** first meeting · **Hosein** first meeting · **Short** first meeting · **Choudhary** first meeting

RECORD

v CSK, career 17 runs · SR 141.7 · avg 17.0 · 1 inn · HS 17
At Wankhede Stadium 196 runs · SR 160.7 · avg 24.5 · 12 inn · HS 62*
Setting 300 runs · SR 167.6 · avg 33.3 · 12 inn · HS 50
Chasing 246 runs · SR 177.0 · avg 24.6 · 13 inn · HS 62*

SAY IT At the Wankhede he strikes at 160.7; Noor Ahmad is the first hurdle.

Through Match 32 · iplfinal ball-by-ball · superscript = 2026 league rank · green / red = well above / below his or the league's norm

Pronunciations shown only when sourced

SURYAKUMAR YADAV #63

TOP ORDER · RHB · AGE 35Y 221D

OVERSEAS No PRICE ₹16.35 Cr retained 2026 IPL DEBUT 2012 IPL MATCHES 172

BATS #4 Started 5 of 6 games; Impact sub in 1

Mumbai-born and raised in Chembur, Suryakumar Yadav came through the Elf Vengsarkar Academy and Mumbai's Ranji Trophy side before Mumbai Indians gave him his first IPL contract in 2012. After four seasons with Kolkata Knight Riders, he returned to Mumbai in 2018 and has been there since. He made his India T20I debut in 2021, hitting the first ball he faced for six, and later took the boundary catch that sealed the 2024 T20 World Cup. He captained India to the 2025 Asia Cup and the 2026 T20 World Cup titles.

THE LINE

Suryakumar strikes at 165.1 at the Wankhede but only 125.6 against Chennai, and Noor Ahmad has him twice in 41 balls; the middle overs decide it.

WATCH FOR

- **3 to 175 IPL sixes**: 16th ever; 151 for MI, 3rd on club list.
- **68 to 4,500 IPL runs**: 15th ever; 3,824 for MI, 2nd on club list.
- **15th on the all-time IPL run list** with 4,432.
- **18th on the all-time IPL six list** with 172.
- **Scores faster v pace:** SR 176, out every 19 balls since 2024; v spin it is SR 154, out every 46 balls.
- **Falls fastest at the death:** out every 11.6 balls (SR 207) in overs 16–20, against every 35.1 in overs 7–15.

HOW HE IS OUT

129 IPL dismissals: caught, leg side 48 · caught, off side 36 · caught, keeper 16 · caught, no zone 2 · bowled 12 · lbw 8 · stumped 2 · run out 5

WHERE HE SCORES

Mid-wicket 19% · Square leg 16% · Cover 14% · Long-on 14% of career runs

CAREER V THE OTHER BOWLING TYPES · SR (BALLS, OUTS)

Leg-spin
141
(575, 16)

SEASON

league rank in superscript

121 (45th)	20.2 (50th)	151.2 (31st)	5.0 (38th)	28% (13th)
RUNS	AVERAGE	STRIKE RATE	BALLS / 4-6	DOT BALLS
6 inn · HS 51	career 34.4	career 148.7	16 4s+6s · 1×50	80 faced

IPL CAREER 157 inn · 4,432 runs · avg 34.4 · SR 148.7 · 30×50 2×100 · HS 103* · 4.7 balls per 4-6 · dot 34%

FORM

newest right

LAST 5 INNS	51	6	33	0	15
	36b DC Apr 4	3b RR Apr 7	22b RCB Apr 12	1b PBKS Apr 16	10b GT Apr 20
	LBW · L Ngidi	c Archer, deep bwd sq leg · N Burger	c Dar, deep bwd sq leg · K Pandya	c Chahal, sh third man · A Singh	Bowled · K Rabada

BY PHASE · CAREER SR

140	144	180
POWERPLAY	MIDDLE	DEATH
23% of balls · avg 51.2 · dot 46% · 2026 137 (27b)	61% of balls · avg 40.5 · dot 30% · 2026 160 (50b)	15% of balls · avg 20.1 · dot 32% · 2026 133 (3b)

CAREER STRIKE RATE BY OVER

1	2	3	4	5	6	7	8	9	10	11	12	13	14	15	16	17	18	19	20
121	114	179	102	151	149	121	136	136	128	129	144	183	153	177	154	202	167	203	198

Usually arrives over 6, stays to over 13.6, 23.0 balls a visit (22 inn since 2025); boxed: his usual overs

V CSK'S BOWLING TYPES · CAREER SR

163	156	138	116	140
V RA PACE	V LA PACE	V OFF-SPIN	V LA ORTHODOX	V LA WRIST
66 out in 1273b · 2026 161 · Overton, Kamboj	20 out in 343b · 2026 140 · Singh, Ahmed, Choudhary	5 out in 344b · 2026 – · Short	14 out in 356b · 2026 123 · Hosein	3 out in 87b · 2026 140 · Ahmad

TONIGHT V CSK

career H2H · his likeliest bowlers

Noor Ahmad p.19 — LEFT-ARM WRIST SPIN · ~3.5 OV
55 off 41 · 2 out · SR 134 · 6×4 1×6
1 of his 21 overs in the powerplay; over 11 in 4 of 6 games. · last 26 (11) · Mumbai, Apr 2025

Anshul Kamboj p.18 — RIGHT-ARM FAST-MEDIUM · ~3.6 OV — FIRST MEETING
8 of his 21.4 overs in the powerplay; over 7 in 2 of 6 games.

Khaleel Ahmed — LEFT-ARM FAST-MEDIUM · ~2.2 OV
33 off 22 · 2 out · SR 150 · 3×4 3×6
13 of his 16.5 overs in the powerplay; over 6 in 2 of 5 games. · last 7 (8) · Chennai, Mar 2025

Mukesh Choudhary p.19 — LEFT-ARM FAST-MEDIUM · ~0.7 OV
13 off 5 · 0 out · SR 260 · 2×4
2 of his 2 overs in the powerplay; over 6 in 1 of 1 games. · last 13 (5) · Navi Mumbai, Apr 2022

ALSO FACES **Singh** first meeting · **Overton** first meeting · **Hosein** first meeting · **Short** first meeting

RECORD

v CSK, career 437 runs · SR 125.6 · avg 29.1 · 17 inn · HS 71*
At Wankhede Stadium 1,443 runs · SR 165.1 · avg 41.2 · 42 inn · HS 103*
Setting 2,337 runs · SR 144.3 · avg 34.4 · 81 inn · HS 103*
Chasing 2,095 runs · SR 154.0 · avg 34.3 · 76 inn · HS 102*

SAY IT At the Wankhede he scores at 165.1; against Chennai that drops to 125.6.

TILAK VARMA #9

MIDDLE ORDER · LHB · AGE 23Y 166D

OVERSEAS No PRICE ₹8.00 Cr retained 2026 IPL DEBUT 2022 IPL MATCHES 60

BATS #5 Started all 6 games; never an Impact sub

Tilak Varma grew up in Hyderabad, learned the game at the Legala Cricket Academy, and made his Ranji Trophy debut for Hyderabad as a teenager. Mumbai Indians signed him at the 2022 auction, and the left-hander has batted in their middle order ever since. A T20I debut against the West Indies followed, then Player of the Match in the 2025 Asia Cup final against Pakistan and a place in India's T20 World Cup-winning squad.

THE LINE

Varma's season strike rate of 187.0 leaps to 287 at the death, yet Noor Ahmad already has him lbw; Chennai's wrist spin is the test.

WATCH FOR

- **Scores faster v pace:** SR 158, out every 23 balls since 2024; v spin it is SR 139, out every 37 balls.
- **Falls fastest at the death:** out every 13.6 balls (SR 208) in overs 16–20, against every 30.2 in overs 7–15.

HOW HE IS OUT

45 IPL dismissals: caught, leg side 13 · caught, off side 14 · caught, keeper 3 · bowled 5 · lbw 3 · run out 6 · other 1

WHERE HE SCORES

Mid-wicket 23% · Long-off 16% · Square leg 14% · Long-on 13% of career runs

CAREER V THE OTHER BOWLING TYPES · SR (BALLS, OUTS)

Leg-spin
143
(215, 8)

SEASON

league rank in superscript

144 (34th)	28.8 (36th)	187.0 (7th)	3.3 (7th)	27% (12th)
RUNS	AVERAGE	STRIKE RATE	BALLS / 4-6	DOT BALLS
6 inn · HS 101*	career 37.1	career 146.6	23 4s+6s · 0×50	77 faced

IPL CAREER 57 inn · 1,668 runs · avg 37.1 · SR 146.6 · 9×50 1×100 · HS 101* · 5.4 balls per 4-6 · dot 31%

FORM

newest right

LAST 5 INNS	0	14	1	8	101*
	2b DC Apr 4	10b RR Apr 7	3b RCB Apr 12	3b PBKS Apr 16	45b GT Apr 20
	c & b · M Kumar	c Hetmyer, deep mid wkt · R Bishnoi	c Duffy, sh fine leg · S Sharma	Run out (Vyshak)	not out

BY PHASE · CAREER SR

127	135	195
POWERPLAY	MIDDLE	DEATH
12% of balls · avg 33.4 · dot 42% · 2026 123 (13b)	66% of balls · avg 47.5 · dot 30% · 2026 118 (33b)	22% of balls · avg 28.1 · dot 27% · 2026 287 (31b)

CAREER STRIKE RATE BY OVER

1	2	3	4	5	6	7	8	9	10	11	12	13	14	15	16	17	18	19	20
	190	129	100	148	97	137	122	125	165	124	132	119	130	171	189	194	198	192	222

Usually arrives over 9, stays to over 14.6, 18.3 balls a visit (19 inn since 2025); boxed: his usual overs

V CSK'S BOWLING TYPES · CAREER SR

155	145	127	149	141
V RA PACE	V LA PACE	V OFF-SPIN	V LA ORTHODOX	V LA WRIST
22 out in 492b · 2026 218 · Overton, Kamboj	4 out in 128b · 2026 200 · Singh, Ahmed, Choudhary	2 out in 124b · 2026 60 · Short	1 out in 107b · 2026 – · Hosein	1 out in 49b · 2026 – · Ahmad

TONIGHT V CSK

career H2H · his likeliest bowlers

Noor Ahmad p.19 — LEFT-ARM WRIST SPIN · ~3.5 OV
5 off 6 · 1 out · SR 83
1 of his 21 overs in the powerplay; over 11 in 4 of 6 games. · last 5 (6), leg before wicket · Chennai, Mar 2025

Anshul Kamboj p.18 — RIGHT-ARM FAST-MEDIUM · ~3.6 OV — FIRST MEETING
8 of his 21.4 overs in the powerplay; over 12 in 1 of 6 games.

Khaleel Ahmed — LEFT-ARM FAST-MEDIUM · ~2.2 OV
13 off 13 · 2 out · SR 100 · 2×4
13 of his 16.5 overs in the powerplay; over 10 in 1 of 5 games. · last 0 (3) · Chennai, Mar 2025

Mukesh Choudhary p.19 — LEFT-ARM FAST-MEDIUM · ~0.7 OV
9 off 9 · 0 out · SR 100 · 2×4
2 of his 2 overs in the powerplay; none in overs 10–16. · last 5 (3) · Mumbai, May 2022

ALSO FACES **Singh** first meeting · **Overton** first meeting · **Hosein** first meeting · **Short** first meeting

RECORD

v CSK, career 169 runs · SR 122.5 · avg 56.3 · 5 inn · HS 51*
At Wankhede Stadium 457 runs · SR 126.9 · avg 26.9 · 22 inn · HS 56
Setting 754 runs · SR 149.0 · avg 37.7 · 25 inn · HS 101*
Chasing 914 runs · SR 144.6 · avg 36.6 · 32 inn · HS 64

SAY IT He strikes at 287 at the death; Noor Ahmad, though, dismissed him leg before.



SHERFANE RUTHERFORD

LOWER ORDER · LHB · AGE 27Y 251D

OVERSEAS Yes PRICE ₹2.60 Cr traded 2026 IPL DEBUT 2019 IPL MATCHES 29

BATS #7 Started 4 of 6 games; Impact sub in 2

Sherfane Rutherford grew up in Enmore, on Guyana's East Coast, and bats left-handed while bowling right-arm medium. He came through Guyana's domestic setup and the Caribbean Premier League's Guyana Amazon Warriors, making his name at the Global T20 Canada with an unbeaten 134 for West Indies B. His defining turn came against New Zealand at the T20 World Cup, an unbeaten 68 that lifted West Indies from a collapse. He arrived at Mumbai Indians in a trade from Gujarat Titans.

THE LINE

Rutherford strikes at 194.3, and 200 at the death, yet against Chennai he averages 4.0; Kamboj has already dismissed him.

WATCH FOR

- **Scores faster v pace:** SR 169, out every 15 balls since 2024; v spin it is SR 158, out every 74 balls.
- **Falls fastest at the death:** out every 13.1 balls (SR 164) in overs 16–20, against every 58.0 in overs 7–15.

HOW HE IS OUT

19 IPL dismissals: caught, leg side 5 · caught, off side 8 · caught, keeper 2 · bowled 2 · lbw 2

WHERE HE SCORES

Mid-wicket 23% · Cover 16% · Square leg 13% · Long-on 13% of career runs

CAREER V THE OTHER BOWLING TYPES · SR (BALLS, OUTS)

Leg-spin
97
(59, 3)

SEASON

league rank in superscript

103 (47th)	34.3	194.3	3.5	38%
RUNS	AVERAGE	STRIKE RATE	BALLS / 4-6	DOT BALLS
5 inn · HS 71*	career 26.3	career 146.2	15 4s+6s · 1×50	53 faced

IPL CAREER 25 inn · 500 runs · avg 26.3 · SR 146.2 · 1×50 0×100 · HS 71* · 5.2 balls per 4-6 · dot 38%

FORM

newest right

LAST 5 INNS	5	25	71*	1	1*
	7b DC Apr 4	8b RR Apr 7	31b RCB Apr 12	5b PBKS Apr 16	2b GT Apr 20
	c Kumar, deep sq leg · V Nigam	c Sharma, sh third man · T Deshpande	not out	Bowled · A Singh	not out

BY PHASE · CAREER SR

25	143	162
POWERPLAY	MIDDLE	DEATH
5% of balls · avg 4.0 · dot 81% · 2026 – (0b)	49% of balls · avg 59.2 · dot 37% · 2026 186 (22b)	47% of balls · avg 18.5 · dot 35% · 2026 200 (31b)

CAREER STRIKE RATE BY OVER

1	2	3	4	5	6	7	8	9	10	11	12	13	14	15	16	17	18	19	20
			25			175	222	71	100	79	139	162	169	139	134	134	189	141	265

Usually arrives over 13, stays to over 16.6, 14.9 balls a visit (16 inn since 2025); boxed: his usual overs

V CSK'S BOWLING TYPES · CAREER SR

164	127	118	200	162
V RA PACE	V LA PACE	V OFF-SPIN	V LA ORTHODOX	V LA WRIST
10 out in 178b · 2026 247 · Overton, Kamboj	5 out in 37b · 2026 20 · Singh, Ahmed, Choudhary	1 out in 33b · 2026 – · Short	0 out in 22b · 2026 60 · Hosein	0 out in 13b · 2026 200 · Ahmad

TONIGHT V CSK

career H2H · his likeliest bowlers

Gurjapneet Singh p.19 — LEFT-ARM FAST-MEDIUM · ~3.1 OV — FIRST MEETING
0 of his 9.1 overs in the powerplay; over 17 in 2 of 3 games.

Noor Ahmad p.19 — FIRST MEETING — LEFT-ARM WRIST SPIN · ~3.5 OV
1 of his 21 overs in the powerplay; over 15 in 2 of 6 games.

Anshul Kamboj p.18 — RIGHT-ARM FAST-MEDIUM · ~3.6 OV
0 off 2 · 1 out · SR 0
8 of his 21.4 overs in the powerplay; over 18 in 4 of 6 games. · last 0 (2), caught · Ahmedabad, May 2025

Khaleel Ahmed — LEFT-ARM FAST-MEDIUM · ~2.2 OV
0 off 2 · 0 out · SR 0
13 of his 16.5 overs in the powerplay; over 16 in 1 of 5 games. · last 0 (2) · Ahmedabad, May 2025

ALSO FACES **Overton** first meeting · **Hosein** first meeting · **Short** first meeting · **Choudhary** first meeting

RECORD

v CSK, career 12 runs · SR 60.0 · avg 4.0 · 3 inn · HS 10
At Wankhede Stadium 105 runs · SR 172.1 · avg 35.0 · 4 inn · HS 71*
Setting 92 runs · SR 127.8 · avg 15.3 · 8 inn · HS 28*
Chasing 408 runs · SR 151.1 · avg 31.4 · 17 inn · HS 71*

SAY IT At the death he strikes at 200; Chennai have kept him to a 60 strike rate.

Through Match 32 · iplfinal ball-by-ball · superscript = 2026 league rank · green / red = well above / below his or the league's norm

Pronunciations shown only when sourced

HARDIK PANDYA #33

MIDDLE ORDER · RHB · AGE 32Y 194D

OVERSEAS No · PRICE ₹16.35 Cr retained 2026 · IPL DEBUT 2015 · IPL MATCHES 157

BATS #6 Started 5 of 6 games; never an Impact sub

ALL-ROUNDER · BATTING CARD bowling card below

Hardik Pandya grew up in Gujarat and learned his cricket at Kiran More's academy in Vadodara before breaking into the Baroda side. Mumbai Indians bought the all-rounder at the 2015 auction, and he became a fixture in their title-winning teams while also playing for India in all three formats. He captained Gujarat Titans to the IPL title in 2022, then returned to Mumbai in a trade and now leads the franchise.

THE LINE

Pandya's death strike rate of 170 carries a wicket every 9.7 balls, and Khaleel Ahmed has already dismissed him three times in 26 deliveries.

WATCH FOR

- **25th on the all-time IPL six list** with 151.
- **Scores faster v spin:** SR 162, out every 23 balls since 2024; v pace it is SR 146, out every 12 balls.
- **Falls fastest at the death:** out every 9.7 balls (SR 158) in overs 16–20, against every 24.1 in overs 7–15.

HOW HE IS OUT

101 IPL dismissals: caught, leg side 38 · caught, off side 35 · caught, keeper 8 · caught, no zone 2 · bowled 7 · lbw 6 · stumped 1 · run out 3 · other 1

WHERE HE SCORES

Mid-wicket 24% · Long-on 18% · Cover 17% · Long-off 15% of career runs

CAREER V THE OTHER BOWLING TYPES · SR (BALLS, OUTS)

Leg-spin
134
(327, 15)

SEASON

league rank in superscript

96 51st	24.0 45th	143.3 41st	4.8 35th	31% 26th
RUNS	AVERAGE	STRIKE RATE	BALLS / 4-6	DOT BALLS
5 inn · HS 40	career 28.2	career 146.8	14 4s+6s · 0×50	67 faced

IPL CAREER 145 inn · 2,845 runs · avg 28.2 · SR 146.8 · 10×50 0×100 · HS 91 · 5.3 balls per 4-6 · dot 33%

FORM

newest right

LAST 5 INNS	18*	9	40	14	15
	11b KKR Mar 2! not out	6b RR Apr 7 c Jaiswal, long on · R Bishnoi	22b RCB Apr 1 c Shepherd, deep bwd point · J Duffy	12b PBKS Apr c Iyer, long on · M Jansen	16b GT Apr 20 c Phillips, deep mid wkt · M Siraj

BY PHASE · CAREER SR

97	134	170
POWERPLAY	MIDDLE	DEATH
9% of balls · avg 21.1 · dot 55% · 2026 150 (6b)	46% of balls · avg 37.7 · dot 33% · 2026 152 (31b)	45% of balls · avg 24.9 · dot 29% · 2026 133 (30b)

CAREER STRIKE RATE BY OVER

1	2	3	4	5	6	7	8	9	10	11	12	13	14	15	16	17	18	19	20
	80	135	97	102	76	128	137	141	146	111	144	115	147	135	114	147	172	190	245

Usually arrives over 14, stays to over 16.9, 12.0 balls a visit (17 inn since 2025); boxed: his usual overs

V CSK'S BOWLING TYPES · CAREER SR

153	151	154	126	115
V RA PACE	V LA PACE	V OFF-SPIN	V LA ORTHODOX	V LA WRIST
58 out in 1004b · 2026 119 · Overton, Kamboj	17 out in 268b · 2026 160 · Singh, Ahmed, Choudhary	1 out in 162b · 2026 200 · Short	7 out in 137b · 2026 75 · Hosein	0 out in 40b · 2026 – · Ahmad

TONIGHT V CSK

career H2H · his likeliest bowlers

Gurjapneet Singh p.19 · LEFT-ARM FAST-MEDIUM · ~3.1 OV · FIRST MEETING
0 of his 9.1 overs in the powerplay; over 17 in 2 of 3 games.

Noor Ahmad p.19 · LEFT-ARM WRIST SPIN · ~3.5 OV · FIRST MEETING
1 of his 21 overs in the powerplay; over 15 in 2 of 6 games.

Anshul Kamboj p.18 · RIGHT-ARM FAST-MEDIUM · ~3.6 OV · FIRST MEETING
8 of his 21.4 overs in the powerplay; over 18 in 4 of 6 games.

Khaleel Ahmed · LEFT-ARM FAST-MEDIUM · ~2.2 OV
37 off 26 · 3 out · SR 142 · 5×4 1×6
13 of his 16.5 overs in the powerplay; over 16 in 1 of 5 games. · last 9 (5) · Mumbai, Apr 2024

ALSO FACES **Overton** first meeting · **Hosein** first meeting · **Short** first meeting · **Choudhary** first meeting

RECORD

v CSK, career 210 runs · SR 143.8 · avg 23.3 · 16 inn · HS 25*
At Wankhede Stadium 844 runs · SR 149.4 · avg 26.4 · 47 inn · HS 62*
Setting 1,632 runs · SR 147.2 · avg 30.2 · 77 inn · HS 87*
Chasing 1,213 runs · SR 146.3 · avg 25.8 · 68 inn · HS 91

SAY IT He strikes at 170 at the death, but falls every 9.7 balls there.

HARDIK PANDYA #33

ALL-PHASE · RIGHT-ARM MEDIUM-FAST · AGE 32

OVERSEAS No · PRICE ₹16.35 Cr retained · IPL DEBUT 2015 MI · IPL MATCHES 157

~4 OVERS 2 PP + 2 Mid · overs 2, 4, 8, 10

ALL-ROUNDER · BOWLING CARD batting card above

He is 5th among MI's wicket-takers this season, with a share of the side's wickets, and took two of them in the two matches MI have won.

THE LINE

Pandya's season economy of 11.69 is among the worst in the league, yet he owns an 8.09 economy against Chennai; Samson has still scored at 179 off him.

WATCH FOR

- All 3 of his wickets this season came off good-length balls (2) and full tosses (1).
- Career economy 9.0 defending a total vs 9.5 bowling first.

LENGTHS · 2026

Good 35% (econ 12.4, 2 wkts) · Back of length 22% (econ 9.9) · Short 14% (econ 13.1) · Full toss 12% (econ 14.7, 1 wkt) · Full 10% (econ 10.5) · Yorker 8% (econ 8.0)

VARIATIONS · 2026

slower balls and cutters 12 of 78, econ 11.0 · 10 away swinger · 8 reverse in swinger · 3 in swinger

HOW HIS 3 WICKETS FELL

caught 2 · lbw 1

SEASON

league rank in superscript

3 T-52nd	11.69 52nd	26.0 45th	28% 46th	50.7 49th
WICKETS	ECONOMY	STRIKE RATE	DOT BALLS	AVERAGE
best 1/18	league 9.57	5 inn	13 ov	boundary 29%

IPL CAREER 112 inn · 284.2 ov · 81 wkts · econ 9.30 · avg 32.6 · SR 21.1 · best 5/36 · dot 35% · boundary 21%

FORM

newest right

2026 · LAST 5 OF 5	1/39	0/17	1/39	0/39	1/18
	3ov KKR Raghuvanshi	2ov RR	4ov RCB Kohli	3ov PBKS	1ov GT Buttler

BY PHASE · 2026 ECONOMY

12.00	10.80	13.00
POWERPLAY	MIDDLE	DEATH
46% of overs · 1 wkt · dot 39% · lg 9.74	38% of overs · 1 wkt · dot 20% · lg 9.21	15% of overs · 1 wkt · dot 17% · lg 10.11

2026 · % OF HIS INNINGS BOWLING EACH OVER

1	2	3	4	5	6	7	8	9	10	11	12	13	14	15	16	17	18	19	20
	60		60				20		40				20	20			20	20	

5 innings; boxed: his likeliest overs tonight

2026 · BY BATTER HAND

11.90	11.10	1
V RHB	V LHB	LHB IN CSK TOP 7
SR 19.3 · 58b · career 9.46	SR – · 20b · career 8.97	Dube

TONIGHT V CSK

career H2H · overs met (games)

Sanju Samson p.16 · RHB · #1
68 off 38 · 2 out · SR 179 · 7×4 4×6
meets in overs 2 PP (6/6), 4 PP (2/6) · last 8 (4) Apr 24

Ruturaj Gaikwad p.16 · RHB · #2
30 off 19 · 1 out · SR 158 · 2×4 2×6
meets in overs 2 PP (5/6), 4 PP (3/6) · last 2 (2) Apr 24

Sarfaraz Khan p.17 · RHB · #5
10 off 12 · 0 out · SR 83 · 1×4
meets in overs 2 PP (1/6), 4 PP (2/6) · last 9 (11) Apr 23

Shivam Dube p.18 · LHB · #7
27 off 18 · 0 out · SR 150 · 3×4 1×6
meets in overs 18 Death (3/6), 19 Death (3/6) · last 11 (8) Apr 25

ALSO BOWLS TO **Mhatre** first meeting · **Short** first meeting · **Brevis** first meeting

RECORD

v CSK, career 10 wkts · econ 8.09 · SR 19.8 · 13 inn · best 3/20
At Wankhede Stadium 37 wkts · econ 9.81 · SR 18.5 · 44 inn · best 3/20
Bowling first 48 wkts · econ 9.54 · SR 19.4 · 59 inn · best 5/36
Defending 33 wkts · econ 9.02 · SR 23.5 · 53 inn · best 3/20

SAY IT Economy 11.69 this season, 8.09 against Chennai; Samson has taken him at 179.



MITCH SANTNER #74

MIDDLE OVERS · LEFT-ARM ORTHODOX · AGE 34

OVERSEAS No · IPL DEBUT 2019 CSK · IPL MATCHES 34

~4 OVERS 2 PP + 2 Mid · overs 4, 5, 7, 10

Mitch Santner grew up in Hamilton, came through Northern Districts and was called into New Zealand's side after the 2015 World Cup. He made his Test debut in the Adelaide day-night Test, later became the Black Caps' white-ball captain, and in Pune bowled New Zealand to their first Test series win in India. Mumbai Indians bought the left-arm spinner at a mega auction for ₹2 crore, following a long stint with Chennai Super Kings. He is 3rd among MI's wicket-takers this season, with a share of the side's wickets, and took two of them in the one match MI have won.

THE LINE

Santner's middle-overs economy of 6.00 stands out and he has Samson twice in seven balls, but Gaikwad has taken him at 233.

WATCH FOR

- All 4 of his wickets this season came off back-of-length balls (3) and full balls (1).
- Career economy 7.5 defending a total vs 7.3 bowling first.

LENGTHS · 2026

Back of length 47% (econ 8.1, 3 wkts) · Good 30% (econ 9.3) · Yorker 8% (econ 1.2) · Full 8% (econ 3.6, 1 wkt) · Full toss 3% (econ 15.0) · Short 3% (econ 18.0)

VARIATIONS · 2026

slower balls and cutters 0 of 60 · 58 left-arm orthodox stock · 1 quicker ball · 1 arm ball

HOW HIS 4 WICKETS FELL

caught 4

SEASON

league rank in superscript

4 T-39th	8.10 11th	15.0 18th	40% 14th	20.2 16th
WICKETS	ECONOMY	STRIKE RATE	DOT BALLS	AVERAGE
best 2/16	league 9.57	3 inn	10 ov	boundary 20%

IPL CAREER 34 inn · 110.3 ov · 29 wkts · econ 7.38 · avg 28.1 · SR 22.9 · best 3/11 · dot 36% · boundary 14%

FORM

newest right

2026 · LAST 3 OF 3	1/22	1/43	2/16
	3ov DC Nissanka	4ov RCB Patidar	3ov GT Sundar, Phillips

BY PHASE · 2026 ECONOMY

16.00	6.00	7.00
POWERPLAY	MIDDLE	DEATH
20% of overs · 0 wkts · dot 33% · lg 9.74	70% of overs · 3 wkts · dot 40% · lg 9.21	10% of overs · 1 wkt · dot 50% · lg 10.11

2026 · % OF HIS INNINGS BOWLING EACH OVER

1	2	3	4	5	6	7	8	9	10	11	12	13	14	15	16	17	18	19	20
			33	33		67	33	33	67		33				33				

3 innings; boxed: his likeliest overs tonight

2026 · BY BATTER HAND

8.94	1.71	1
V RHB	V LHB	LHB IN CSK TOP 7
SR 17.7 · 53b · career 7.12	SR 7.0 · 7b · career 8.25	Dube

TONIGHT V CSK

career H2H · overs met (games)

Dewald Brevis p.17 · RHB · #6
3 off 3 · 0 out · SR 100
meets in overs 7 Mid (1/3), 10 Mid (1/3) · last 3 (3) Apr 22

Ayush Mhatre p.16 · RHB · #3
2 off 3 · 0 out · SR 67
meets in overs 4 PP (4/6), 7 Mid (2/6) · last 2 (3) Apr 25

Sanju Samson p.16 · RHB · #1
1 off 7 · 2 out · SR 14
meets in overs 7 Mid (2/6), 10 Mid (2/6) · last 1 (5) May 22

Ruturaj Gaikwad p.16 · RHB · #2
14 off 6 · 0 out · SR 233 · 2×4 1×6
meets in overs 4 PP (3/6), 7 Mid (2/6) · last 14 (6) Mar 25

ALSO BOWLS TO **Short** first meeting · **Khan** first meeting · **Dube** first meeting

RECORD

v CSK, career 1 wkt · econ 7.35 · SR 31.0 · 2 inn · best 1/14
At Wankhede Stadium 9 wkts · econ 6.72 · SR 22.2 · 10 inn · best 3/11
Bowling first 13 wkts · econ 7.28 · SR 27.8 · 18 inn · best 2/13
Defending 16 wkts · econ 7.51 · SR 18.8 · 16 inn · best 3/11

SAY IT Middle overs go at 6.00; he has Samson twice in seven balls.

KRISH BHAGAT

KB

NEW BALL · RIGHT-ARM FAST · AGE 21

OVERSEAS No · IPL DEBUT 2026 MI · IPL MATCHES 1

~2 OVERS 2 PP · overs 4, 6

Krish Bhagat is a 21-year-old right-arm seamer from Jalandhar who bowls for Punjab. A spinal-cord injury interrupted his early years before a return through age-group and first-class cricket. Spells as a support bowler in the Mumbai Indians nets, and with the Reliance side at the DY Patil T20 Cup, earned him a call-up as replacement for the injured Atharva Ankolekar. He made his IPL debut against Gujarat Titans on April 20.

THE LINE

Bhagat has bowled two IPL overs, both in the powerplay, for an economy of 5.00, and now meets Chennai's top order for the first time.

LENGTHS · 2026

Good 50% (econ 4.0) · Back of length 42% (econ 2.4) · Full 8% (econ 24.0)

VARIATIONS · 2026

slower balls and cutters 0 of 12 · 1 in swinger

SEASON

league rank in superscript

WICKETS	ECONOMY	STRIKE RATE	DOT BALLS	AVERAGE
0 T-77th	5.00	–	50%	–
best 0/10	league 9.57	1 inn	2 ov	boundary 8%

IPL CAREER 1 inn · 2 ov · 0 wkts · econ 5.00 · avg – · SR – · best 0/10 · dot 50% · boundary 8%

FORM

newest right

2026 · LAST 1 OF 1

0/10
2ov GT

BY PHASE · 2026 ECONOMY

POWERPLAY	MIDDLE	DEATH
5.00	–	–
100% of overs · 0 wkts · dot 50% · lg 9.74	0% of overs · 0 wkts · dot – % · lg 9.21	0% of overs · 0 wkts · dot – % · lg 10.11

2026 · % OF HIS INNINGS BOWLING EACH OVER

1	2	3	4	5	6	7	8	9	10	11	12	13	14	15	16	17	18	19	20
			100		100														

1 innings; boxed: his likeliest overs tonight

2026 · BY BATTER HAND

V RHB	V LHB	LHB IN CSK TOP 7
6.00	3.00	1
SR – · 8b · career 6.00	SR – · 4b · career 3.00	Dube

TONIGHT V CSK

career H2H · overs met (games)

- **Matt Short** p.17 **FIRST MEETING** RHB · #4
  meets in overs 4 PP (1/2), 6 PP (2/2)
- **Ruturaj Gaikwad** p.16 **FIRST MEETING** RHB · #2
  meets in overs 4 PP (3/6), 6 PP (3/6)
- **Ayush Mhatre** p.16 **FIRST MEETING** RHB · #3
  meets in overs 4 PP (4/6), 6 PP (2/6)
- **Sarfaraz Khan** p.17 **FIRST MEETING** RHB · #5
  meets in overs 4 PP (2/6), 6 PP (3/6)

ALSO BOWLS TO **Samson** first meeting · **Brevis** first meeting · **Dube** first meeting

RECORD

Defending 0 wkts · econ 5.00 · SR – · 1 inn · best 0/10

SAY IT Two powerplay overs, economy 5.00; his first look at Chennai's top order.

JASPRIT BUMRAH #93

ALL-PHASE · RIGHT-ARM FAST-MEDIUM · AGE 32

OVERSEAS No · PRICE ₹18.00 Cr retained · IPL DEBUT 2013 MI · IPL MATCHES 151

~4 OVERS 3 PP + 1 Mid · overs 1, 2, 6, 13

Jasprit Bumrah grew up in Ahmedabad, playing gully cricket before breaking into the Gujarat side through the Syed Mushtaq Ali Trophy. Mumbai Indians spotted him at that tournament and signed him in 2013, and he has never played for another IPL franchise. He went on to debut for India and win five IPL titles with Mumbai. He returned to this MI side after a workload-management programme following India's T20 World Cup defence. He is 6th among MI's wicket-takers this season, with a share of the side's wickets, and took one of them in the two matches MI have won.

THE LINE

Bumrah's powerplay economy of 7.50 opens the innings, and he has Dube three times in 35 balls, though Gaikwad has scored at 171 off him.

WATCH FOR

- **5th on the all-time IPL wicket list** with 187.
- Economy 7.5 in the powerplay vs 9.8 at the death; 1 powerplay wickets, 0 at the death.
- Against left-handers a wicket every 39.0 balls (economy 8.3); against right-handers no wicket in 93 balls (economy 8.1).
- His only wicket this season came off good-length balls (1).
- Cutters and slower balls go at 7.9 an over (0 wkts) vs 8.3 for his stock ball.

LENGTHS · 2026

Good 39% (econ 8.5, 1 wkt) · Full toss 17% (econ 9.0) · Short 17% (econ 10.1) · Full 13% (econ 8.1) · Yorker 8% (econ 3.3) · Back of length 7% (econ 5.3)

VARIATIONS · 2026

slower balls and cutters 45 of 132, econ 7.9 · 10 in swinger · 9 reverse in swinger · 8 away swinger

HOW HIS WICKET FELL

caught 1

SEASON

league rank in superscript

WICKETS	ECONOMY	STRIKE RATE	DOT BALLS	AVERAGE
1 T-65th	8.14 12th	132.0 54th	37% 20th	179.0 54th
best 1/15	league 9.57	6 inn	22 ov	boundary 18%

IPL CAREER 151 inn · 578.1 ov · 184 wkts · econ 7.28 · avg 22.9 · SR 18.9 · best 5/10 · dot 42% · boundary 14%

FORM

newest right

2026 · LAST 6 OF 6

0/35	0/21	0/32	0/35	0/41	1/15
4ov KKR	4ov DC	3ov RR	4ov RCB	4ov PBKS	3ov GT Sudharsan

BY PHASE · 2026 ECONOMY

POWERPLAY	MIDDLE	DEATH
7.50	7.86	9.80
45% of overs · 1 wkt · dot 45% · lg 9.74	32% of overs · 0 wkts · dot 33% · lg 9.21	23% of overs · 0 wkts · dot 27% · lg 10.11

2026 · % OF HIS INNINGS BOWLING EACH OVER

1	2	3	4	5	6	7	8	9	10	11	12	13	14	15	16	17	18	19	20
17	50	17	17	17	50	17			17		17	33	17	17	17	17	17	17	17

6 innings; boxed: his likeliest overs tonight

2026 · BY BATTER HAND

V RHB	V LHB	LHB IN CSK TOP 7
8.06	8.31	1
SR – · 93b · career 7.64	SR 39.0 · 39b · career 6.53	Dube

TONIGHT V CSK

career H2H · overs met (games)

- **Sanju Samson** p.16 RHB · #1
  64 off 61 · 2 out · SR 105 · 9×4
  meets in overs 1 PP (6/6), 2 PP (6/6) · last 11 (7) Apr 24
- **Sarfaraz Khan** p.17 RHB · #5
  24 off 17 · 1 out · SR 141 · 2×4 2×6
  meets in overs 2 PP (1/6), 6 PP (3/6) · last 6 (2) May 22
- **Ruturaj Gaikwad** p.16 RHB · #2
  29 off 17 · 0 out · SR 171 · 2×4 2×6
  meets in overs 2 PP (5/6), 6 PP (3/6) · last 3 (4) Apr 24
- **Shivam Dube** p.18 LHB · #7
  23 off 35 · 3 out · SR 66 · 2×4
  meets in overs 13 Mid (2/6), 17 Death (3/6) · last 4 (9) Apr 25

ALSO BOWLS TO **Mhatre** first meeting · **Short** first meeting · **Brevis** first meeting

RECORD

v CSK, career 14 wkts · econ 7.57 · SR 26.4 · 16 inn · best 2/10
At Wankhede Stadium 64 wkts · econ 7.30 · SR 18.8 · 51 inn · best 5/21
Bowling first 89 wkts · econ 7.37 · SR 19.5 · 73 inn · best 5/10
Defending 95 wkts · econ 7.20 · SR 18.3 · 78 inn · best 4/14

SAY IT Powerplay economy 7.50, and Dube has fallen to him three times in 35 balls.

AM GHAZANFAR

MIDDLE OVERS · RIGHT-ARM OFF-BREAK · AGE 20

OVERSEAS Yes · PRICE ₹4.80 Cr retained · IPL DEBUT 2026 MI · IPL MATCHES 4

~4 OVERS 3 PP + 1 Mid · overs 3, 5, 6, 9

Allah Mohammad Ghazanfar, born in Paktia Province and raised in Kabul, took up cricket during the Covid lockdown as a fast bowler before switching to off-spin under former Afghanistan captain Dawlat Ahmadzai. He debuted for Afghanistan against Ireland as a teenager, then claimed six for 26 against Bangladesh in Sharjah, the country's second-best ODI figures. Mumbai Indians bought him at the mega auction and retained him; a back injury cost him his first IPL season, but he made his debut against Kolkata this March. He is 1st among MI's wicket-takers this season, with more than a fifth of the side's wickets, and took two of them in the two matches MI have won.

THE LINE

Ghazanfar's six wickets have all come off good length or back of length, and defending a total he goes at 7.02; this Chennai top order has never faced him.

WATCH FOR

- All 6 of his wickets this season came off good-length balls (5) and back-of-length balls (1).
- Career economy 7.0 defending a total vs 12.0 bowling first.

LENGTHS · 2026

Good 61% (econ 8.6, 5 wkts) · Back of length 23% (econ 10.0, 1 wkt) · Full 10% (econ 12.0) · Full toss 3% (econ 6.0) · Short 3% (econ 15.0)

VARIATIONS · 2026

slower balls and cutters 0 of 77 · 32 off break · 31 carrom ball · 14 quicker ball

HOW HIS 6 WICKETS FELL

caught 3 · lbw 2 · stumped 1

SEASON

league rank in superscript

WICKETS	ECONOMY	STRIKE RATE	DOT BALLS	AVERAGE
6 T-17th	9.35 30th	12.8 10th	36% 22nd	20.0 T-14th
best 2/17	league 9.57	4 inn	12.5 ov	boundary 21%

IPL CAREER 4 inn · 12.5 ov · 6 wkts · econ 9.35 · avg 20.0 · SR 12.8 · best 2/17 · dot 36% · boundary 21%

FORM

newest right

2026 · LAST 4 OF 4

0/51	2/21	2/31	2/17
4ov KKR	2ov RR Jurel, Parag	4ov PBKS Arya, Connolly	2.5ov GT Rabada, Siraj

BY PHASE · 2026 ECONOMY

POWERPLAY	MIDDLE	DEATH
10.00	9.88	1.20
31% of overs · 3 wkts · dot 46% · lg 9.74	62% of overs · 1 wkt · dot 25% · lg 9.21	6% of overs · 2 wkts · dot 100% · lg 10.11

2026 · % OF HIS INNINGS BOWLING EACH OVER

1	2	3	4	5	6	7	8	9	10	11	12	13	14	15	16	17	18	19	20
		50		25	25	25	25	75		25	25			25	25				

4 innings; boxed: his likeliest overs tonight

2026 · BY BATTER HAND

V RHB	V LHB	LHB IN CSK TOP 7
9.85	8.25	1
SR 17.7 · 53b · career 9.85	SR 8.0 · 24b · career 8.25	Dube

TONIGHT V CSK

career H2H · overs met (games)

- **Matt Short** p.17 **FIRST MEETING** RHB · #4
  meets in overs 5 PP (2/2), 9 Mid (1/2)
- **Ayush Mhatre** p.16 **FIRST MEETING** RHB · #3
  meets in overs 3 PP (4/6), 9 Mid (2/6)
- **Sanju Samson** p.16 **FIRST MEETING** RHB · #1
  meets in overs 3 PP (3/6), 9 Mid (2/6)
- **Ruturaj Gaikwad** p.16 **FIRST MEETING** RHB · #2
  meets in overs 3 PP (5/6), 5 PP (3/6)

ALSO BOWLS TO **Khan** first meeting · **Brevis** first meeting · **Dube** first meeting

RECORD

At Wankhede Stadium 2 wkts · econ 10.25 · SR 24.0 · 2 inn · best 2/31
Bowling first 2 wkts · econ 12.00 · SR 18.0 · 2 inn · best 2/21
Defending 4 wkts · econ 7.02 · SR 10.2 · 2 inn · best 2/17

SAY IT Six wickets, all off length; defending a total he goes at 7.02.

Through Match 32 · iplfinal ball-by-ball · superscript = 2026 league rank · green / red = well above / below his or the league's norm

Pronunciations shown only when sourced

AK

ASHWANI KUMAR

MIDDLE OVERS · LEFT-ARM FAST-MEDIUM · AGE 24

OVERSEAS No **PRICE** ₹30.00 L retained **IPL DEBUT** 2025 MI **IPL MATCHES** 8

~4 OVERS 1 PP + 3 Mid · overs 5, 11, 13, 15

Ashwani Kumar is a left-arm seamer from Jhanjeri, a village in Punjab's Mohali district, who plays his domestic cricket for Punjab. A first-class debutant for Punjab in 2019, he spent years on the fringes through injuries and limited chances before Mumbai Indians signed him at auction. In his maiden IPL appearance against Kolkata Knight Riders he claimed four wickets, becoming the first Indian to take a four-wicket haul on IPL debut. Mumbai Indians retained him ahead of this season. He is 3rd among MI's wicket-takers this season, with a share of the side's wickets, and took four of them in the one match MI have won.

THE LINE

Ashwani's four wickets cost 6.00 an over through the middle, but Mhatre and Dube have taken him for 17 off 4 and 13 off 3.

WATCH FOR

- All 4 of his wickets this season came off back-of-length balls (3) and short balls (1).
- Career economy 9.2 defending a total vs 13.1 bowling first.

LENGTHS · 2026

Back of length 50% (econ 3.0, 3 wkts) · Good 25% (econ 10.0) · Short 17% (econ 10.5, 1 wkt) · Yorker 8% (econ 3.0)

VARIATIONS · 2026

slower balls and cutters 3 of 24, 1 wkt

HOW HIS 4 WICKETS FELL

caught 4

SEASON

league rank in superscript

4 T-39th	6.00	6.0	58%	6.0
WICKETS	ECONOMY	STRIKE RATE	DOT BALLS	AVERAGE
best 4/24	league 9.57	1 inn	4 ov	boundary 17%

IPL CAREER 8 inn · 24.3 ov · 15 wkts · econ 10.45 · avg 17.1 · SR 9.8 · best 4/24 · dot 35% · boundary 25%

FORM

newest right

2026 · LAST 1 OF 1 **4/24** 4ov GT Gill, Tewatia, Khan, Khan

BY PHASE · 2026 ECONOMY

6.00	6.00	–
POWERPLAY	MIDDLE	DEATH
25% of overs · 1 wkt · dot 50% · lg 9.74	75% of overs · 3 wkts · dot 61% · lg 9.21	0% of overs · 0 wkts · dot –% · lg 10.11

2026 · % OF HIS INNINGS BOWLING EACH OVER

1	2	3	4	5	6	7	8	9	10	11	12	13	14	15	16	17	18	19	20
				100						100		100		100					

1 innings; boxed: his likeliest overs tonight

2026 · BY BATTER HAND

2.57	7.41	1
V RHB	V LHB	LHB IN CSK TOP 7
SR 2.3 · 7b · career 11.04	SR 17.0 · 17b · career 9.73	Dube

TONIGHT V CSK

career H2H · overs met (games)

Matt Short p.17 **FIRST MEETING** RHB · #4
meets in overs 5 PP (2/2), 11 Mid (1/2)

Ayush Mhatre p.16 RHB · #3
17 off 4 · 0 out · SR 425 · 1×4 2×6
meets in overs 5 PP (3/6), 11 Mid (2/6) · last 17 (4) Apr 25

Dewald Brevis p.17 **FIRST MEETING** RHB · #6
meets in overs 11 Mid (2/3), 13 Mid (1/3)

Shivam Dube p.18 LHB · #7
13 off 3 · 0 out · SR 433 · 2×6
meets in overs 13 Mid (2/6), 15 Mid (2/6) · last 13 (3) Apr 25

ALSO BOWLS TO **Samson** first meeting · **Gaikwad** first meeting · **Khan** first meeting

RECORD

v CSK, career 1 wkt · econ 21.00 · SR 12.0 · 1 inn · best 1/42
At Wankhede Stadium 7 wkts · econ 10.44 · SR 7.7 · 3 inn · best 4/24
Bowling first 6 wkts · econ 13.12 · SR 8.0 · 3 inn · best 4/24
Defending 9 wkts · econ 9.15 · SR 11.0 · 5 inn · best 4/24

SAY IT Four wickets at 6.00 this season; Mhatre took 17 off his 4 balls.

Through Match 32 · iplfinal ball-by-ball · superscript = 2026 league rank · green / red = well above / below his or the league's norm

Pronunciations shown only when sourced

SANJU SAMSON #11

OPENER · WK-BAT · RHB · AGE 31Y 163D

OVERSEAS No **PRICE** ₹18.00 Cr traded 2026 **IPL DEBUT** 2013 **IPL MATCHES** 183

BATS #1

Keeps wicket · Started all 6 games; never an Impact sub

Sanju Samson is from Pulluvila, a coastal village near Vizhinjam in Kerala, and came up through Kerala's age-group sides to captain the state. He made his name as a wicketkeeper-batter at Rajasthan Royals, where he later captained, before breaking into India's white-ball team. He was part of India's 2024 T20 World Cup-winning squad and was named Player of the Tournament at the 2026 edition. Ahead of this season he was traded from Rajasthan to Chennai Super Kings, with Ravindra Jadeja and Sam Curran going the other way.

THE LINE

Samson feasts on pace, striking at 161 with a wicket every 23 balls since 2024, and Mumbai's quick-heavy attack feeds that, but Santner has twice dismissed him in seven balls.

WATCH FOR

- **12th on the all-time IPL run list** with 4,896.
- **7th on the all-time IPL six list** with 228.
- **Scores faster v pace:** SR 161, out every 23 balls since 2024; v spin it is SR 139, out every 46 balls.
- **Falls fastest at the middle:** out every 23.4 balls (SR 146) in overs 7–15, against every 66.0 in overs 16–20.

HOW HE IS OUT

157 IPL dismissals: caught, leg side 55 · caught, off side 42 · caught, keeper 15 · caught, no zone 1 · bowled 21 · lbw 8 · stumped 6 · run out 9

WHERE HE SCORES

Mid-wicket 23% · Long-on 17% · Cover 15% · Long-off 15% of career runs

CAREER V THE OTHER BOWLING TYPES · SR (BALLS, OUTS)

LA wrist
122
(73, 4)

SEASON

league rank in superscript

192 21st	38.4 21st	174.5 12th	3.7 11th	29% 20th
RUNS	AVERAGE	STRIKE RATE	BALLS / 4-6	DOT BALLS
6 inn · HS 115*	career 31.4	career 140.2	30 4s+6s · 0×50	110 faced

IPL CAREER 177 inn · 4,896 runs · avg 31.4 · SR 140.2 · 26×50 4×100 · HS 119 · 5.6 balls per 4-6 · dot 34%

FORM

newest right

LAST 5 INNS				
7	9	115*	48	7
7b PBKS Apr 3	5b RCB Apr 5	56b DC Apr 11	32b KKR Apr 14	3b SRH Apr 18
c †Singh · X Bartlett	c Padikkal, first slip · J Duffy	not out	Bowled · K Tyagi	c Klaasen, mid on · N Kumar Reddy

BY PHASE · CAREER SR

126	138	190
POWERPLAY	MIDDLE	DEATH
33% of balls · avg 34.3 · dot 47% · 2026 180 (54b)	54% of balls · avg 33.1 · dot 28% · 2026 163 (43b)	12% of balls · avg 26.8 · dot 25% · 2026 192 (13b)

CAREER STRIKE RATE BY OVER

1	2	3	4	5	6	7	8	9	10	11	12	13	14	15	16	17	18	19	20
109	114	126	156	124	119	132	138	130	122	158	129	133	146	162	180	142	223	200	244

Usually arrives over 1, stays to over 8.6, 20.9 balls a visit (15 inn since 2025); boxed: his usual overs

V MI'S BOWLING TYPES · CAREER SR

141	151	127	138	141
V RA PACE	V LA PACE	V OFF-SPIN	V LEG-SPIN	V LA ORTHODOX
78 out in 1596b · 2026 186 · Bumrah, Pandya, Thakur, Chahar, Bhagat	20 out in 485b · 2026 195 · Kumar, Boult	7 out in 295b · 2026 57 · Ghazanfar	22 out in 585b · 2026 114 · Markande	17 out in 459b · 2026 193 · Santner

TONIGHT V MI

career H2H · his likeliest bowlers

Jasprit Bumrah p.14 — RIGHT-ARM FAST-MEDIUM · ~3.7 OV
64 off 61 · 2 out · SR 105 · 9×4
10 of his 22 overs in the powerplay; over 2 in 3 of 6 games. · last 11 (7) · Jaipur, Apr 2024

Hardik Pandya p.13 — RIGHT-ARM MEDIUM-FAST · ~2.6 OV
68 off 38 · 2 out · SR 179 · 7×4 4×6
6 of his 13 overs in the powerplay; over 2 in 3 of 5 games. · last 8 (4) · Jaipur, Apr 2024

Mitch Santner p.13 — LEFT-ARM ORTHODOX · ~2.2 OV
1 off 7 · 2 out · SR 14
2 of his 10 overs in the powerplay; over 7 in 2 of 3 games. · last 1 (5), caught · Mumbai (BS), May 2022

Shardul Thakur — RIGHT-ARM FAST-MEDIUM · ~1.9 OV
40 off 31 · 1 out · SR 129 · 5×4 1×6
3 of his 14 overs in the powerplay; over 11 in 3 of 5 games. · last 2 (2) · Chennai, May 2024

ALSO FACES **Ghazanfar** first meeting · **Kumar** first meeting · **Boult** 32 (27) 3 out · **Chahar** 39 (28) 3 out · **Bhagat** first meeting · **Markande** 54 (23) 0 out

RECORD

v MI, career 601 runs · SR 140.7 · avg 28.6 · 23 inn · HS 76
At Wankhede Stadium 577 runs · SR 146.8 · avg 36.1 · 18 inn · HS 119
Setting 2,379 runs · SR 144.4 · avg 34.0 · 78 inn · HS 115*
Chasing 2,517 runs · SR 136.3 · avg 29.3 · 99 inn · HS 119

SAY IT Strikes at 161 against pace since 2024; Mumbai's quicks are exactly who he wants.

RUTURAJ GAIKWAD #31

OPENER · RHB · AGE 29Y 82D

OVERSEAS No **PRICE** ₹18.00 Cr retained 2026 **IPL DEBUT** 2020 **IPL MATCHES** 77

BATS #2

Started all 6 games; never an Impact sub

Ruturaj Gaikwad came through Maharashtra's age-group sides and the Dilip Vengsarkar academy in Pune before his Vijay Hazare Trophy runs earned him an IPL contract. Chennai Super Kings signed him at the 2019 auction, and he established himself as their opener during the 2021 title run. He made his T20I debut for India that same year, later captaining the national side to Asian Games gold. He took over the CSK captaincy from MS Dhoni.

THE LINE

Gaikwad's career 151 strike rate against Mumbai meets a Wankhede ground where he manages only 118.8, part of eight straight innings under 30 entering tonight.

WATCH FOR

- **4 to 100 IPL sixes**: 45th ever; all 96 for CSK, 4th on club list.
- **Streak:** 8 straight innings under 30 (last 30+: Mar 30, 2025).
- **Scores faster v pace:** SR 142, out every 28 balls since 2024; v spin it is SR 132, out every 21 balls.
- **Falls fastest at the powerplay:** out every 26.3 balls (SR 137) in overs 1–6, against every 32.9 in overs 7–15.

HOW HE IS OUT

68 IPL dismissals: caught, leg side 26 · caught, off side 22 · caught, keeper 6 · caught, no zone 1 · bowled 6 · lbw 2 · stumped 2 · run out 3

WHERE HE SCORES

Mid-wicket 22% · Cover 18% · Long-off 13% · Square leg 13% of career runs

CAREER V THE OTHER BOWLING TYPES · SR (BALLS, OUTS)

LA wrist
155
(31, 2)

SEASON

league rank in superscript

82 52nd	13.7 52nd	112.3 52nd	8.1 51st	37% 37th
RUNS	AVERAGE	STRIKE RATE	BALLS / 4-6	DOT BALLS
6 inn · HS 28	career 38.0	career 136.5	9 4s+6s · 0×50	73 faced

IPL CAREER 76 inn · 2,584 runs · avg 38.0 · SR 136.5 · 20×50 2×100 · HS 108* · 5.7 balls per 4-6 · dot 34%

FORM

newest right

LAST 5 INNS				
28	7	15	7	19
22b PBKS Apr 3	3b RCB Apr 5	18b DC Apr 11	6b KKR Apr 14	13b SRH Apr 18
c Wadhera, deep bwd sq leg · Y Chahal	c Padikkal, first slip · J Duffy	c Nissanka, deep sq leg · A Patel	c Powell, deep mid wkt · A Roy	c †Arora · E Malinga

BY PHASE · CAREER SR

127	141	174
POWERPLAY	MIDDLE	DEATH
53% of balls · avg 42.1 · dot 43% · 2026 113 (60b)	39% of balls · avg 40.7 · dot 24% · 2026 108 (13b)	8% of balls · avg 26.3 · dot 25% · 2026 – (0b)

CAREER STRIKE RATE BY OVER

1	2	3	4	5	6	7	8	9	10	11	12	13	14	15	16	17	18	19	20
86	101	127	145	161	175	123	105	141	135	160	191	149	146	190	167	170	171	200	212

Usually arrives over 1, stays to over 6.3, 14.0 balls a visit (11 inn since 2025); boxed: his usual overs

V MI'S BOWLING TYPES · CAREER SR

134	137	142	129	153
V RA PACE	V LA PACE	V OFF-SPIN	V LEG-SPIN	V LA ORTHODOX
23 out in 880b · 2026 121 · Bumrah, Pandya, Thakur, Chahar, Bhagat	18 out in 357b · 2026 100 · Boult, Kumar	3 out in 151b · 2026 – · Ghazanfar	14 out in 297b · 2026 100 · Markande	5 out in 175b · 2026 83 · Santner

TONIGHT V MI

career H2H · his likeliest bowlers

Jasprit Bumrah p.14 — RIGHT-ARM FAST-MEDIUM · ~3.7 OV
29 off 17 · 0 out · SR 171 · 2×4 2×6
10 of his 22 overs in the powerplay; over 2 in 3 of 6 games. · last 3 (4) · Mumbai, Apr 2024

Hardik Pandya p.13 — RIGHT-ARM MEDIUM-FAST · ~2.6 OV
30 off 19 · 1 out · SR 158 · 2×4 2×6
6 of his 13 overs in the powerplay; over 2 in 3 of 5 games. · last 2 (2), caught · Mumbai, Apr 2024

Mitch Santner p.13 — LEFT-ARM ORTHODOX · ~2.2 OV
14 off 6 · 0 out · SR 233 · 2×4 1×6
2 of his 10 overs in the powerplay; over 7 in 2 of 3 games. · last 14 (6) · Chennai, Mar 2025

Shardul Thakur — RIGHT-ARM FAST-MEDIUM · ~1.9 OV
11 off 6 · 0 out · SR 183 · 2×4
3 of his 14 overs in the powerplay; over 5 in 2 of 5 games. · last 11 (6) · Navi Mumbai, May 2022

ALSO FACES **Ghazanfar** first meeting · **Boult** 34 (31) 3 out · **Chahar** 7 (4) 0 out · **Bhagat** first meeting · **Kumar** first meeting · **Markande** 18 (17) 0 out

RECORD

v MI, career 291 runs · SR 151.6 · avg 41.6 · 9 inn · HS 88*
At Wankhede Stadium 316 runs · SR 118.8 · avg 31.6 · 11 inn · HS 69
Setting 1,589 runs · SR 142.1 · avg 40.7 · 42 inn · HS 108*
Chasing 995 runs · SR 128.4 · avg 34.3 · 34 inn · HS 75

SAY IT Against Mumbai he strikes at 151; Wankhede has held him to 118.



AYUSH MHATRE

TOP ORDER · RHB · AGE 18Y 281D

OVERSEAS No **PRICE** ₹30.00 L retained 2026 **IPL DEBUT** 2025 **IPL MATCHES** 13

BATS #3

Started 5 of 6 games; Impact sub in 1

Ayush Mhatre is an 18-year-old right-handed batter from Virar, Maharashtra, who plays domestic cricket for Mumbai. He captained India's Under-19 side to the World Cup title in February. Mhatre joined Chennai Super Kings as an injury replacement for Ruturaj Gaikwad after going unsold at the auction, and scored 32 on his IPL debut at the Wankhede Stadium. This season CSK have ruled him out of the tournament with a left hamstring injury.

THE LINE

Mhatre's middle-overs strike rate of 185 has carried a three-innings run of 30-plus, but left-arm spin has held him to 124 and CSK's number three likely meets Santner early.

WATCH FOR

- **2 to 25 IPL sixes**: 151st to reach; all 23 for CSK.
- **59 to 500 IPL runs**: 163rd to reach; all 441 for CSK.
- **Streak:** 30+ in 3 straight innings (59, 38, 30), a career best.
- **Falls fastest at the powerplay:** out every 16.1 balls (SR 190) in overs 1–6, against every 42.5 in overs 7–15.

HOW HE IS OUT

12 IPL dismissals: caught, leg side 4 · caught, off side 7 · caught, keeper 1

WHERE HE SCORES

Long-on 27% · Long-off 18% · Mid-wicket 18% · Cover 16% of career runs

CAREER V THE OTHER BOWLING TYPES · SR (BALLS, OUTS)

LA wrist
233
(6, 0)

SEASON

league rank in superscript

201 18th	33.5 28th	177.9 10th	3.5 9th	34% 30th
RUNS	AVERAGE	STRIKE RATE	BALLS / 4-6	DOT BALLS
6 inn · HS 73	career 33.9	career 183.8	32 4s+6s · 2×50	113 faced

IPL CAREER 13 inn · 441 runs · avg 33.9 · SR 183.8 · 3×50 0×100 · HS 94 · 3.2 balls per 4-6 · dot 33%

FORM

newest right

LAST 5 INNS				
73	1	59	38	30
43b PBKS Apr 3	3b RCB Apr 5	36b DC Apr 11	17b KKR Apr 14	13b SRH Apr 18
c Chahal, sh third man · V Vyshak	c Patidar, mid off · B Kumar	Not out	c Singh, deep mid wkt · V Arora	c Klaasen, mid off · N Kumar Reddy

BY PHASE · CAREER SR

190	185	90
POWERPLAY	MIDDLE	DEATH
60% of balls · avg 30.6 · dot 39% · 2026 185 (53b)	35% of balls · avg 78.5 · dot 24% · 2026 183 (53b)	4% of balls · avg 9.0 · dot 20% · 2026 86 (7b)

CAREER STRIKE RATE BY OVER

1	2	3	4	5	6	7	8	9	10	11	12	13	14	15	16	17	18	19	20
90	222	172	283	133	162	188	143	200	200	162	140	192	183	267					

Usually arrives over 1, stays to over 7.2, 18.5 balls a visit (13 inn since 2025); boxed: his usual overs

V MI'S BOWLING TYPES · CAREER SR

195	204	–	118	124
V RA PACE	V LA PACE	V OFF-SPIN	V LEG-SPIN	V LA ORTHODOX
10 out in 132b · 2026 208 · Bumrah, Pandya, Thakur, Bhagat, Chahar	2 out in 56b · 2026 152 · Kumar, Boult	0 out in 0b · 2026 – · Ghazanfar	0 out in 17b · 2026 89 · Markande	0 out in 29b · 2026 127 · Santner

TONIGHT V MI

career H2H · his likeliest bowlers

AM Ghazanfar p.14 **FIRST MEETING** — RIGHT-ARM OFF-BREAK · ~2.1 OV
4 of his 12.5 overs in the powerplay; over 3 in 2 of 4 games.

Mitch Santner p.13 — LEFT-ARM ORTHODOX · ~2.2 OV
2 off 3 · 0 out · SR 67
2 of his 10 overs in the powerplay; over 4 in 1 of 3 games. · last 2 (3) · Mumbai, Apr 2025

Ashwani Kumar p.15 — LEFT-ARM FAST-MEDIUM · ~1.3 OV
17 off 4 · 0 out · SR 425 · 1×4 2×6
1 of his 4 overs in the powerplay; over 5 in 1 of 1 games. · last 17 (4) · Mumbai, Apr 2025

Deepak Chahar — RIGHT-ARM MEDIUM-FAST · ~0.7 OV
13 off 8 · 1 out · SR 162 · 3×4
4 of his 6.3 overs in the powerplay; over 1 in 3 of 3 games. · last 13 (8), caught · Mumbai, Apr 2025

ALSO FACES **Bumrah** first meeting · **Pandya** first meeting · **Thakur** first meeting · **Bhagat** first meeting · **Boult** first meeting · **Markande** first meeting

RECORD

v MI, career 32 runs · SR 213.3 · avg 32.0 · 1 inn · HS 32
At Wankhede Stadium 32 runs · SR 213.3 · avg 32.0 · 1 inn · HS 32
Setting 316 runs · SR 181.6 · avg 35.1 · 9 inn · HS 73
Chasing 125 runs · SR 189.4 · avg 31.2 · 4 inn · HS 94

SAY IT Strikes at 185 through the middle; that is where CSK need him.

Through Match 32 · iplfinal ball-by-ball · superscript = 2026 league rank · green / red = well above / below his or the league's norm

Pronunciations shown only when sourced

MATT SHORT

TOP ORDER · RHB · AGE 30Y 166D

OVERSEAS Yes PRICE – IPL DEBUT 2023 IPL MATCHES 8

BATS #4 Started 2 of 6 games; never an Impact sub

Matt Short grew up in Ballarat and came through Victorian cricket before a move to the top of the Adelaide Strikers' order reshaped his white-ball career. The right-handed all-rounder and off-spinner represented Australia at the 2014 Under-19 World Cup and has since been capped in both one-day and Twenty20 internationals. Twice Big Bash player of the tournament, he joined Chennai Super Kings for his base price of ₹1.5 crore, having earlier played in the IPL for Punjab Kings. He linked up with the squad while recovering from a thumb fracture.

THE LINE

Short has been dismissed three times in ten balls by leg-spin at a strike rate of 40, and Mumbai's Markande will target a number four averaging 18 this season.

HOW HE IS OUT

8 IPL dismissals: caught, leg side 3 · caught, off side 1 · bowled 3 · lbw 1

WHERE HE SCORES

Square leg 24% · Mid-wicket 20% · Long-on 15% · Cover 13% of career runs

CAREER V THE OTHER BOWLING TYPES · SR (BALLS, OUTS)

LA wrist
57
(7, 0)

SEASON

league rank in superscript

36 73rd	18.0	97.3	12.3	35%
RUNS	AVERAGE	STRIKE RATE	BALLS / 4-6	DOT BALLS
2 inn · HS 34	career 19.1	career 118.6	3 4s+6s · 0×50	37 faced

IPL CAREER 8 inn · 153 runs · avg 19.1 · SR 118.6 · 0×50 0×100 · HS 36 · 5.9 balls per 4-6 · dot 45%

FORM

newest right

LAST 5 INNS				
8	11	27	2	34
7b RCB Apr 20 Bowled · W Hasaranga	10b MI Apr 22 c Chawla, sq leg · C Green	26b MI May 3 Bowled · P Chawla	7b RR Mar 30 c Jaiswal, mid wkt · S Sharma	30b SRH Apr 18 c Verma, deep mid wkt · E Malinga

BY PHASE · CAREER SR

128	100	0
POWERPLAY	MIDDLE	DEATH
69% of balls · avg 22.8 · dot 53% · 2026 64 (11b)	30% of balls · avg 19.5 · dot 26% · 2026 116 (25b)	1% of balls · avg 0.0 · dot 100% · 2026 0 (1b)

CAREER STRIKE RATE BY OVER

1	2	3	4	5	6	7	8	9	10	11	12	13	14	15	16	17	18	19	20
118	140	136	115	116	140	67			50										

Usually arrives over 4, stays to over 11.0, 18.5 balls a visit (2 inn since 2025); boxed: his usual overs

V MI'S BOWLING TYPES · CAREER SR

132	124	140	40	122
V RA PACE	V LA PACE	V OFF-SPIN	V LEG-SPIN	V LA ORTHODOX
3 out in 69b · 2026 93 · Bumrah, Thakur, Pandya, Bhagat, Chahar	1 out in 29b · 2026 – · Kumar, Boult	1 out in 5b · 2026 – · Ghazanfar	3 out in 10b · 2026 – · Markande	0 out in 9b · 2026 233 · Santner

TONIGHT V MI

career H2H · his likeliest bowlers

Jasprit Bumrah p.14 FIRST MEETING — RIGHT-ARM FAST-MEDIUM · ~3.7 OV
10 of his 22 overs in the powerplay; over 6 in 3 of 6 games.

Mitch Santner p.13 FIRST MEETING — LEFT-ARM ORTHODOX · ~2.2 OV
2 of his 10 overs in the powerplay; over 7 in 2 of 3 games.

AM Ghazanfar p.14 FIRST MEETING — RIGHT-ARM OFF-BREAK · ~2.1 OV
4 of his 12.5 overs in the powerplay; over 9 in 3 of 4 games.

Shardul Thakur FIRST MEETING — RIGHT-ARM FAST-MEDIUM · ~1.9 OV
3 of his 14 overs in the powerplay; over 11 in 3 of 5 games.

ALSO FACES **Kumar** first meeting · **Pandya** first meeting · **Bhagat** first meeting · **Markande** first meeting · **Boult** first meeting · **Chahar** first meeting

RECORD

v MI, career 38 runs · SR 105.6 · avg 19.0 · 2 inn · HS 27
At Wankhede Stadium 11 runs · SR 110.0 · avg 11.0 · 1 inn · HS 11
Setting 77 runs · SR 110.0 · avg 15.4 · 5 inn · HS 36
Chasing 76 runs · SR 128.8 · avg 25.3 · 3 inn · HS 34

SAY IT Three times out in ten balls to leg-spin; Markande will fancy this.

SARFARAZ KHAN #97

MIDDLE ORDER · RHB · AGE 28Y 183D

OVERSEAS No PRICE ₹75.00 L sold 2026 IPL DEBUT 2015 IPL MATCHES 56

BATS #5 Started 5 of 6 games; Impact sub in 1

Sarfaraz Khan is a Mumbai-born batter who learned the game under his father and coach, Naushad Khan, and built his name in Ranji Trophy cricket for Mumbai. He received his Test cap No. 311 from Anil Kumble at Rajkot in February 2024 and scored fifties in both innings against England on debut. After going unsold in the two previous IPL auctions, he joined CSK for the 2026 season. In April he presented his father a CSK shirt bearing No. 97, the number he wears in tribute to him.

THE LINE

Sarfaraz strikes 197 on powerplay balls and 270 at the death this season, but his career middle-overs rate of 107 is where CSK's number five actually bats.

WATCH FOR

- **5 to 25 IPL sixes**: 151st to reach; 6 for CSK.

HOW HE IS OUT

31 IPL dismissals: caught, leg side 13 · caught, off side 6 · caught, keeper 4 · bowled 3 · lbw 2 · stumped 2 · run out 1

WHERE HE SCORES

Mid-wicket 20% · Point 17% · Third man 14% · Square leg 13% of career runs

CAREER V THE OTHER BOWLING TYPES · SR (BALLS, OUTS)

LA wrist
125
(12, 0)

SEASON

league rank in superscript

147 32nd	29.4 35th	170.9 14th	3.3 6th	38% 43rd
RUNS	AVERAGE	STRIKE RATE	BALLS / 4-6	DOT BALLS
5 inn · HS 50	career 23.6	career 137.1	26 4s+6s · 1×50	86 faced

IPL CAREER 41 inn · 732 runs · avg 23.6 · SR 137.1 · 2×50 0×100 · HS 67 · 5.2 balls per 4-6 · dot 35%

FORM

newest right

LAST 5 INNS				
17	32	50	23	25
12b RR Mar 30 LBW · R Jadeja	12b PBKS Apr 3 c Wadhera, long on · V Vyshak	25b RCB Apr 5 St †Sharma · K Pandya	18b KKR Apr 14 Bowled · S Narine	19b SRH Apr 18 c Reddy, deep mid wkt · E Malinga

BY PHASE · CAREER SR

152	107	170
POWERPLAY	MIDDLE	DEATH
19% of balls · avg 52.7 · dot 45% · 2026 197 (35b)	47% of balls · avg 19.1 · dot 37% · 2026 124 (41b)	34% of balls · avg 21.9 · dot 25% · 2026 270 (10b)

CAREER STRIKE RATE BY OVER

1	2	3	4	5	6	7	8	9	10	11	12	13	14	15	16	17	18	19	20
		210	188	122	145	79	79	168	85	105	112	121	94	126	138	147	145	240	194

Usually arrives over 6, stays to over 12.0, 17.2 balls a visit (5 inn since 2025); boxed: his usual overs

V MI'S BOWLING TYPES · CAREER SR

151	154	79	116	115
V RA PACE	V LA PACE	V OFF-SPIN	V LEG-SPIN	V LA ORTHODOX
13 out in 279b · 2026 198 · Bumrah, Pandya, Thakur, Bhagat, Chahar	4 out in 68b · 2026 209 · Kumar, Boult	4 out in 34b · 2026 17 · Ghazanfar	5 out in 75b · 2026 180 · Markande	4 out in 66b · 2026 89 · Santner

TONIGHT V MI

career H2H · his likeliest bowlers

Jasprit Bumrah p.14 — RIGHT-ARM FAST-MEDIUM · ~3.7 OV
24 off 17 · 1 out · SR 141 · 2×4 2×6
10 of his 22 overs in the powerplay; over 6 in 3 of 6 games. · last 6 (2) · Mumbai, May 2022

Hardik Pandya p.13 — RIGHT-ARM MEDIUM-FAST · ~2.6 OV
10 off 12 · 0 out · SR 83 · 1×4
6 of his 13 overs in the powerplay; over 4 in 3 of 5 games. · last 9 (11) · Delhi, Apr 2023

Shardul Thakur — RIGHT-ARM FAST-MEDIUM · ~1.9 OV
11 off 9 · 1 out · SR 122 · 2×4
3 of his 14 overs in the powerplay; over 5 in 2 of 5 games. · last 0 (3), caught · Dubai, Oct 2021

Mayank Markande — LEG-BREAK · ~0.6 OV
5 off 9 · 2 out · SR 56
0 of his 5 overs in the powerplay; over 8 in 2 of 3 games. · last 1 (3) · Delhi, Apr 2023

ALSO FACES **Santner** first meeting · **Ghazanfar** first meeting · **Kumar** first meeting · **Bhagat** first meeting · **Boult** 9 (6) 0 out · **Chahar** 13 (10) 0 out

RECORD

v MI, career 50 runs · SR 128.2 · avg 12.5 · 4 inn · HS 28
At Wankhede Stadium 44 runs · SR 129.4 · avg 11.0 · 4 inn · HS 28
Setting 486 runs · SR 154.3 · avg 37.4 · 22 inn · HS 46*
Chasing 246 runs · SR 112.3 · avg 13.7 · 19 inn · HS 67

SAY IT Middle overs have been his problem all career: a strike rate of 107.

DEWALD BREVIS #17 *say DAY-vuhld BREV-iss*

MIDDLE ORDER · RHB · AGE 22Y 359D

OVERSEAS Yes PRICE ₹2.20 Cr retained 2026 IPL DEBUT 2022 IPL MATCHES 19

BATS #6 Started 3 of 6 games; never an Impact sub

Dewald Brevis grew up in Sandton, Gauteng, and plays domestic cricket for the Titans. He broke out at the 2022 Under-19 World Cup, leading the run charts with 506 and winning the Player of the Tournament award, earning the 'Baby AB' tag. He made his South Africa T20I debut in 2023 and struck an unbeaten 125 against Australia, the highest T20I score by a South African. Mumbai Indians signed him in 2022; in 2025 he joined Chennai Super Kings as a replacement for the injured Gurjapneet Singh, and a side strain delayed his start this season.

THE LINE

Since 2024 Brevis strikes at 174 against pace but is out every 12 balls, and a number six role against Bumrah and Boult at the death is exactly that high-risk brief.

WATCH FOR

- **4 to 500 IPL runs**: 163rd to reach; 266 for CSK.
- **Scores faster v pace:** SR 174, out every 12 balls since 2024; v spin it is SR 136, out every 56 balls.

HOW HE IS OUT

18 IPL dismissals: caught, leg side 2 · caught, off side 8 · caught, keeper 1 · caught, no zone 1 · bowled 3 · lbw 2 · stumped 1

WHERE HE SCORES

Mid-wicket 25% · Long-on 21% · Long-off 18% · Cover 16% of career runs

CAREER V THE OTHER BOWLING TYPES · SR (BALLS, OUTS)

LA wrist
122
(18, 1)

SEASON

league rank in superscript

41 68th	20.5	124.2	5.5	45%
RUNS	AVERAGE	STRIKE RATE	BALLS / 4-6	DOT BALLS
2 inn · HS 41	career 27.6	career 150.3	6 4s+6s · 0×50	33 faced

IPL CAREER 18 inn · 496 runs · avg 27.6 · SR 150.3 · 2×50 0×100 · HS 57 · 4.8 balls per 4-6 · dot 38%

FORM

newest right

LAST 5 INNS				
52	42	57	41	0
25b KKR May 7 c Singh, long on · V Chakaravarthy	25b RR May 20 Bowled · A Madhwal	23b GT May 25 c Buttler, third man · P Krishna	29b KKR Apr 14 c Arora, sh third man · K Tyagi	4b SRH Apr 18 c Livingstone, long off · S Kumar

BY PHASE · CAREER SR

120	150	232
POWERPLAY	MIDDLE	DEATH
21% of balls · avg 28.0 · dot 51% · 2026 – (0b)	70% of balls · avg 31.5 · dot 36% · 2026 104 (25b)	8% of balls · avg 16.2 · dot 29% · 2026 188 (8b)

CAREER STRIKE RATE BY OVER

1	2	3	4	5	6	7	8	9	10	11	12	13	14	15	16	17	18	19	20
		67	129	162	126	130	123	187	159	193	168	142	131	27	271	200			

Usually arrives over 7, stays to over 15.2, 19.8 balls a visit (8 inn since 2025); boxed: his usual overs

V MI'S BOWLING TYPES · CAREER SR

162	126	179	161	97
V RA PACE	V LA PACE	V OFF-SPIN	V LEG-SPIN	V LA ORTHODOX
11 out in 136b · 2026 127 · Bumrah, Thakur, Pandya, Chahar, Bhagat	3 out in 31b · 2026 – · Kumar, Boult	0 out in 34b · 2026 167 · Ghazanfar	3 out in 72b · 2026 138 · Markande	0 out in 39b · 2026 33 · Santner

TONIGHT V MI

career H2H · his likeliest bowlers

Mitch Santner p.13 — LEFT-ARM ORTHODOX · ~2.2 OV
3 off 3 · 0 out · SR 100
2 of his 10 overs in the powerplay; over 7 in 2 of 3 games. · last 3 (3) · Navi Mumbai, Apr 2022

AM Ghazanfar p.14 FIRST MEETING — RIGHT-ARM OFF-BREAK · ~2.1 OV
4 of his 12.5 overs in the powerplay; over 9 in 3 of 4 games.

Shardul Thakur — RIGHT-ARM FAST-MEDIUM · ~1.9 OV
1 off 2 · 1 out · SR 50
3 of his 14 overs in the powerplay; over 11 in 3 of 5 games. · last 1 (2), bowled · Mumbai, May 2022

Trent Boult — LEFT-ARM FAST-MEDIUM · ~1.0 OV
0 off 1 · 1 out · SR 0
4 of his 9 overs in the powerplay; over 10 in 1 of 3 games. · last 0 (1), caught · Mumbai, Apr 2024

ALSO FACES **Bumrah** first meeting · **Pandya** first meeting · **Kumar** first meeting · **Markande** first meeting · **Chahar** first meeting · **Bhagat** first meeting

RECORD

At Wankhede Stadium 63 runs · SR 106.8 · avg 15.8 · 4 inn · HS 37
Setting 255 runs · SR 153.6 · avg 28.3 · 9 inn · HS 57
Chasing 241 runs · SR 147.0 · avg 26.8 · 9 inn · HS 52

SAY IT Strikes at 174 against pace since 2024, but falls every 12 balls.

Through Match 32 · iplfinal ball-by-ball · superscript = 2026 league rank · green / red = well above / below his or the league's norm

Pronunciations shown only when sourced

SHIVAM DUBE #25 *say SHIV-um DOOB*

LOWER ORDER · LHB · AGE 32Y 301D

OVERSEAS No **PRICE** ₹12.00 Cr retained 2026 **IPL DEBUT** 2019 **IPL MATCHES** 85

BATS #7 Started all 6 games; never an Impact sub

Shivam Dube grew up in Mumbai and came through the Mumbai state side, first noticed for hitting five sixes in a single over, a feat he repeated in the Ranji Trophy. It led to an India debut and a place in India's T20 World Cup-winning squads. Bought by Royal Challengers Bangalore and then Rajasthan Royals, he arrived at CSK in the auction and has stayed since, and this season he has spoken about the side bouncing back from a winless start.

THE LINE

Dube strikes at 154 against pace since 2024, but Bumrah has dismissed him three times in 35 balls at a rate of 66, and the death overs bring them together.

WATCH FOR

- **18 to 2,000 IPL runs:** 57th to reach; 1,583 for CSK, 9th on club list.
- **Scores faster v pace:** SR 154, out every 27 balls since 2024; v spin it is SR 131, out every 21 balls.
- **Falls fastest at the death:** out every 19.2 balls (SR 173) in overs 16–20, against every 27.1 in overs 7–15.

HOW HE IS OUT

64 IPL dismissals: caught, leg side 23 · caught, off side 19 · caught, keeper 5 · bowled 11 · lbw 3 · run out 3

WHERE HE SCORES

Mid-wicket 25% · Long-on 23% · Long-off 17% · Cover 11% of career runs

CAREER V THE OTHER BOWLING TYPES · SR (BALLS, OUTS)

LA wrist
62
(16, 2)

SEASON

league rank in superscript

123 44th	41.0 19th	150.0 33rd	5.1 40th	30% 24th
RUNS	AVERAGE	STRIKE RATE	BALLS / 4-6	DOT BALLS
6 inn · HS 45*	career 31.0	career 144.0	16 4s+6s · 0×50	82 faced

IPL CAREER 81 inn · 1,982 runs · avg 31.0 · SR 144.0 · 10×50 0×100 · HS 95* · 5.6 balls per 4-6 · dot 34%

FORM

newest right

LAST 5 INNS	45*	18	20*	13*	21
	27b PBKS Apr	13b RCB Apr 5	10b DC Apr 11	12b KKR Apr 14	16b SRH Apr 18
	not out	c †Sharma · A Singh	not out	not out	Bowled · S Hussain

BY PHASE · CAREER SR

80	136	169
POWERPLAY	MIDDLE	DEATH
3% of balls · avg – · dot 58% · 2026 – (0b)	66% of balls · avg 35.4 · dot 34% · 2026 130 (37b)	30% of balls · avg 25.3 · dot 31% · 2026 167 (45b)

CAREER STRIKE RATE BY OVER

1	2	3	4	5	6	7	8	9	10	11	12	13	14	15	16	17	18	19	20
				73	92	130	104	126	127	132	137	125	167	149	164	133	189	153	221

Usually arrives over 9, stays to over 15.8, 17.6 balls a visit (20 inn since 2025); boxed: his usual overs

V MI'S BOWLING TYPES · CAREER SR

138	181	124	150	170
V RA PACE	V LA PACE	V OFF-SPIN	V LEG-SPIN	V LA ORTHODOX
30 out in 690b · 2026 140 · Bumrah, Pandya, Thakur, Chahar, Bhagat	10 out in 166b · 2026 200 · Kumar, Boult	5 out in 195b · 2026 50 · Ghazanfar	9 out in 234b · 2026 67 · Markande	4 out in 71b · 2026 180 · Santner

TONIGHT V MI

career H2H · his likeliest bowlers

Jasprit Bumrah p.14 — RIGHT-ARM FAST-MEDIUM · ~3.7 OV
23 off 35 · 3 out · SR 66 · 2×4
10 of his 22 overs in the powerplay; over 13 in 2 of 6 games. · last 4 (9), caught · Mumbai, Apr 2025

Hardik Pandya p.13 — RIGHT-ARM MEDIUM-FAST · ~2.6 OV
27 off 18 · 0 out · SR 150 · 3×4 1×6
6 of his 13 overs in the powerplay; over 10 in 2 of 5 games. · last 11 (8) · Mumbai, Apr 2025

Shardul Thakur — RIGHT-ARM FAST-MEDIUM · ~1.9 OV
71 off 44 · 0 out · SR 161 · 8×4 3×6
3 of his 14 overs in the powerplay; over 11 in 3 of 5 games. · last 17 (9) · Lucknow, Apr 2025

Ashwani Kumar p.15 — LEFT-ARM FAST-MEDIUM · ~1.3 OV
13 off 3 · 0 out · SR 433 · 2×6
1 of his 4 overs in the powerplay; over 11 in 1 of 1 games. · last 13 (3) · Mumbai, Apr 2025

ALSO FACES **Santner** first meeting · **Ghazanfar** first meeting · **Boult** 32 (15) 0 out · **Markande** 14 (5) 0 out · **Chahar** first meeting · **Bhagat** first meeting

RECORD

v MI, career 278 runs · SR 136.3 · avg 34.8 · 12 inn · HS 66*
At Wankhede Stadium 275 runs · SR 129.7 · avg 25.0 · 12 inn · HS 66*
Setting 1,184 runs · SR 156.0 · avg 32.9 · 46 inn · HS 95*
Chasing 798 runs · SR 129.3 · avg 28.5 · 35 inn · HS 64*

SAY IT Three dismissals in 35 balls to Bumrah, at a strike rate of 66.

JAMIE OVERTON #88

MIDDLE OVERS · RIGHT-ARM FAST-MEDIUM · AGE 32

OVERSEAS Yes **PRICE** ₹1.50 Cr retained **IPL DEBUT** 2025 CSK **IPL MATCHES** 8

~4 OVERS 2 Mid + 2 Death · overs 8, 14, 16, 19

Jamie Overton, the Barnstaple-born twin brother of England seamer Craig, is a 6 ft 5 in right-arm fast bowling all-rounder. He came through Somerset's academy, moved to Surrey, won the County Championship with them and was named Player of the Tournament in the Hundred. He made his England Test debut against New Zealand at Headingley, then added T20I and ODI caps and played in England's T20 World Cup campaign. Chennai Super Kings bought him at his ₹1.50 crore base price at the auction and retained him for this season. He is 2nd among CSK's wicket-takers this season, with more than a fifth of the side's wickets, and took four of them in the two matches CSK have won.

THE LINE

Overton's death economy of 12.17 is where this season bites, and he brings it to a Wankhede ground where he has gone for 14.50 an over without a wicket.

WATCH FOR

- 7 of his 8 wickets this season came off good-length balls (4) and back-of-length balls (3).
- Career economy 9.3 defending a total vs 12.1 bowling first.

LENGTHS · 2026

Back of length 36% (econ 7.9, 3 wkts) · Good 34% (econ 8.9, 4 wkts) · Full 12% (econ 13.1, 1 wkt) · Short 12% (econ 13.6) · Yorker 3% (econ 4.0) · Full toss 2% (econ 12.0)

VARIATIONS · 2026

slower balls and cutters 20 of 90, econ 8.4, 1 wkt · 2 reverse in swinger · 1 away swinger

HOW HIS 8 WICKETS FELL

caught 6 · bowled 2

SEASON

league rank in superscript

8 T-9th	9.53 34th	11.2 2nd	33% T-29th	17.9 7th
WICKETS	ECONOMY	STRIKE RATE	DOT BALLS	AVERAGE
best 4/18	league 9.57	5 inn	15 ov	boundary 20%

IPL CAREER 8 inn · 21 ov · 8 wkts · econ 10.76 · avg 28.2 · SR 15.8 · best 4/18 · dot 32% · boundary 23%

FORM

newest right

2026 · LAST 5 OF 5	0/14	1/42	4/18	0/32	3/37
	1ov RR	3ov RCB	4ov DC	3ov KKR	4ov SRH
		Padikkal	Rizvi, Miller, Nabi, Stubbs		Sharma, Verma, Reddy

BY PHASE · 2026 ECONOMY

–	7.78	12.17
POWERPLAY	MIDDLE	DEATH
0% of overs · 0 wkts · dot – % · lg 9.74	60% of overs · 6 wkts · dot 35% · lg 9.21	40% of overs · 2 wkts · dot 31% · lg 10.11

2026 · % OF HIS INNINGS BOWLING EACH OVER

1	2	3	4	5	6	7	8	9	10	11	12	13	14	15	16	17	18	19	20
							60	20		20		20	40	20	40	20		60	

5 innings; boxed: his likeliest overs tonight

2026 · BY BATTER HAND

9.92	8.00	3
V RHB	V LHB	LHB IN MI TOP 7
SR 14.4 · 72b · career 10.80	SR 6.0 · 18b · career 10.67	de Kock, Varma, Rutherford

TONIGHT V MI

career H2H · overs met (games)

Quinton de Kock p.11 **FIRST MEETING** — LHB · #1
meets in overs 8 Mid (1/2), 19 Death (1/2)

Hardik Pandya p.13 **FIRST MEETING** — RHB · #6
meets in overs 14 Mid (3/5), 16 Death (3/5)

Naman Dhir p.11 **FIRST MEETING** — RHB · #3
meets in overs 8 Mid (3/6), 19 Death (2/6)

Tilak Varma p.12 **FIRST MEETING** — LHB · #5
meets in overs 8 Mid (2/6), 19 Death (3/6)

ALSO BOWLS TO **Malewar** first meeting · **Yadav** first meeting · **Rutherford** first meeting

RECORD

v MI, career 0 wkts · econ 14.50 · SR – · 1 inn · best 0/29
At Wankhede Stadium 0 wkts · econ 14.50 · SR – · 1 inn · best 0/29
Bowling first 4 wkts · econ 12.09 · SR 16.5 · 4 inn · best 3/37
Defending 4 wkts · econ 9.30 · SR 15.0 · 4 inn · best 4/18

SAY IT Death economy 12.17, and Wankhede has taken 14.50 an over off him.

ANSHUL KAMBOJ #47

NEW BALL & DEATH · RIGHT-ARM FAST-MEDIUM · AGE 25

OVERSEAS No **PRICE** ₹3.40 Cr retained **IPL DEBUT** 2024 MI **IPL MATCHES** 17

~4 OVERS 2 PP + 2 Death · overs 4, 5, 18, 20

Anshul Kamboj is a right-arm seamer from Karnal in Haryana who came through the state's domestic system, making his first-class debut against Tripura in February 2022. He took all ten Kerala wickets in a single Ranji Trophy innings, just the third bowler to do it, and in July 2025 he made his India Test debut against England at Old Trafford. Mumbai Indians gave him his IPL start in 2024; Chennai Super Kings signed him at the 2025 auction, and he began IPL 2026 on top of the league's wicket chart. He is CSK's leading wicket-taker this season, with more than a third of the side's wickets, and took five of them in the two matches CSK have won.

THE LINE

Kamboj leads the league with a wicket every ten balls and has struck in nine straight, but his Wankhede economy of 12.86, against 8.32 when defending, is the line to watch.

WATCH FOR

- **2 to 25 IPL wickets:** 148th to reach; 21 for CSK.
- **Streak:** Wicket in 9 straight matches, a career best.
- Economy 10.8 in the powerplay vs 9.1 at the death; 3 powerplay wickets, 7 at the death.
- Against left-handers a wicket every 13.0 balls (economy 8.9); against right-handers a wicket every 9.1 balls (economy 10.1).
- 8 of his 13 wickets this season came off good-length balls (5) and full tosses (3).
- Career economy 8.3 defending a total vs 10.4 bowling first.

LENGTHS · 2026

Good 37% (econ 8.8, 5 wkts) · Full 20% (econ 9.0, 3 wkts) · Back of length 14% (econ 10.7, 1 wkt) · Full toss 13% (econ 12.0, 3 wkts) · Yorker 12% (econ 9.4, 1 wkt) · Short 4% (econ 13.2)

VARIATIONS · 2026

slower balls and cutters 2 of 130, 1 wkt · 6 away swinger · 4 in swinger · 2 seam away

HOW HIS 13 WICKETS FELL

caught 11 · bowled 2

SEASON

league rank in superscript

13 T-1st	9.74 38th	10.0 1st	41% 12th	16.2 3rd
WICKETS	ECONOMY	STRIKE RATE	DOT BALLS	AVERAGE
best 3/22	league 9.57	6 inn	21.4 ov	boundary 28%

IPL CAREER 17 inn · 53.1 ov · 23 wkts · econ 9.35 · avg 21.6 · SR 13.9 · best 3/13 · dot 40% · boundary 24%

FORM

newest right

2026 · LAST 6 OF 6	2/27	2/43	1/52	3/35	2/32	3/22
	3ov RR	3.4ov PBKS	4ov RCB	4ov DC	4ov KKR	3ov SRH
	Sooryavanshi Jurel	Connolly, Iyer	Kohli	Nissanka, Yadav, Ngidi	Allen, Singh	Klaasen, Kumar, Livingstone

BY PHASE · 2026 ECONOMY

10.75	9.25	9.10
POWERPLAY	MIDDLE	DEATH
37% of overs · 3 wkts · dot 42% · lg 9.74	18% of overs · 3 wkts · dot 38% · lg 9.21	45% of overs · 7 wkts · dot 41% · lg 10.11

2026 · % OF HIS INNINGS BOWLING EACH OVER

1	2	3	4	5	6	7	8	9	10	11	12	13	14	15	16	17	18	19	20
	17		67	33	17	33		17			17					17	67	17	67

6 innings; boxed: his likeliest overs tonight

2026 · BY BATTER HAND

10.09	8.92	3
V RHB	V LHB	LHB IN MI TOP 7
SR 9.1 · 91b · career 8.95	SR 13.0 · 39b · career 9.87	de Kock, Varma, Rutherford

TONIGHT V MI

career H2H · overs met (games)

Quinton de Kock p.11 — LHB · #1
8 off 5 · 1 out · SR 160 · 1×6
meets in overs 4 PP (2/2), 18 Death (1/2) · last 8 (5) Apr 25

Naman Dhir p.11 **FIRST MEETING** — RHB · #3
meets in overs 4 PP (2/6), 5 PP (3/6)

Hardik Pandya p.13 **FIRST MEETING** — RHB · #6
meets in overs 4 PP (1/5), 18 Death (3/5)

Sherfane Rutherford p.12 — LHB · #7
0 off 2 · 1 out · SR 0
meets in overs 18 Death (2/6), 20 Death (2/6) · last 0 (2) May 25

ALSO BOWLS TO **Malewar** first meeting · **Yadav** first meeting · **Varma** first meeting

RECORD

At Wankhede Stadium 1 wkt · econ 12.86 · SR 42.0 · 2 inn · best 1/42
Bowling first 8 wkts · econ 10.42 · SR 19.5 · 8 inn · best 3/22
Defending 15 wkts · econ 8.32 · SR 10.9 · 9 inn · best 3/13

SAY IT A wicket every ten balls, the best strike rate in the league.

Through Match 32 · iplfinal ball-by-ball · superscript = 2026 league rank · green / red = well above / below his or the league's norm

Pronunciations shown only when sourced

NOOR AHMAD #51

MIDDLE OVERS · LEFT-ARM UNORTHODOX · AGE 21

OVERSEAS Yes PRICE ₹10.00 Cr retained IPL DEBUT 2023 GT IPL MATCHES 43

~4 OVERS 4 Mid · overs 7, 9, 10, 11

Noor Ahmad was born in Herat and came through Afghanistan's age-group system, making a first-class debut for Kabul Region as a teenager and becoming the youngest man to play in Australia's Big Bash League. He won Player of the Match on his Afghanistan T20I debut against Zimbabwe, and this season a net session with M S Dhoni helped him find form against Kolkata Knight Riders. Gujarat Titans released him before Chennai Super Kings signed him at auction. He is 3rd among CSK's wicket-takers this season, with a share of the side's wickets, and took four of them in the two matches CSK have won.

THE LINE

Noor has taken seven wickets against Mumbai at 8.63 an over, but two Wankhede visits have brought none at 10.57, and his middle-overs spell of 8.72 is the real test.

WATCH FOR

- Against left-handers a wicket every 45.0 balls (economy 9.1); against right-handers a wicket every 27.0 balls (economy 9.9).
- All 4 of his wickets this season came off good-length balls (4).
- Career economy 8.8 defending a total vs 7.8 bowling first.

LENGTHS · 2026
Good 48% (econ 10.1, 4 wkts) · Back of length 38% (econ 8.6) · Short 10% (econ 7.4) · Full 3% (econ 19.5)

VARIATIONS · 2026
slower balls and cutters 0 of 126 · 64 googly · 56 left-arm unorthodox stock · 6 quicker ball

HOW HIS 4 WICKETS FELL
caught 3 · bowled 1

SEASON

league rank in superscript

WICKETS	ECONOMY	STRIKE RATE	DOT BALLS	AVERAGE
4 (T-39th)	9.57 (35th)	31.5 (T-49th)	28% (48th)	50.2 (48th)
best 3/21	league 9.57	6 inn	21 ov	boundary 17%

IPL CAREER 43 inn · 153 ov · 52 wkts · econ 8.29 · avg 24.4 · SR 17.7 · best 4/18 · dot 35% · boundary 16%

FORM newest right

2026 · LAST 6 OF 6

0/24	0/38	0/49	1/36	3/21	0/33
2ov RR	4ov PBKS	4ov RCB	3ov DC Sharma	4ov KKR Rahane, Green, Singh	4ov SRH

BY PHASE · 2026 ECONOMY

POWERPLAY	MIDDLE	DEATH
15.00	8.72	14.50
5% of overs · 0 wkts · dot 33% · lg 9.74	86% of overs · 4 wkts · dot 28% · lg 9.21	10% of overs · 0 wkts · dot 25% · lg 10.11

2026 · % OF HIS INNINGS BOWLING EACH OVER

1	2	3	4	5	6	7	8	9	10	11	12	13	14	15	16	17	18	19	20
					17	50	17	33	33	67	17	33	17	33	17	17			

6 innings; boxed: his likeliest overs tonight

2026 · BY BATTER HAND

V RHB	V LHB	LHB IN MI TOP 7
9.85	9.07	3
SR 27.0 · 81b · career 8.36	SR 45.0 · 45b · career 8.14	de Kock, Varma, Rutherford

TONIGHT V MI

career H2H · overs met (games)

Quinton de Kock p.11 — LHB · #1
11 off 6 · 0 out · SR 183 · 2×4
meets in overs 7 Mid (1/2), 11 Mid (1/2) · last 11 (6) May 23

Naman Dhir p.11 — RHB · #3
1 off 2 · 1 out · SR 50
meets in overs 7 Mid (3/6), 11 Mid (2/6) · last 1 (2) Mar 25

Suryakumar Yadav p.12 — RHB · #4
55 off 41 · 2 out · SR 134 · 6×4 1×6
meets in overs 7 Mid (2/6), 11 Mid (2/6) · last 26 (11) Apr 25

Tilak Varma p.12 — LHB · #5
5 off 6 · 1 out · SR 83
meets in overs 11 Mid (1/6), 15 Mid (2/6) · last 5 (6) Mar 25

ALSO BOWLS TO **Malewar** first meeting · **Pandya** first meeting · **Rutherford** first meeting

RECORD

v MI, career 7 wkts · econ 8.63 · SR 16.3 · 5 inn · best 4/18
At Wankhede Stadium 0 wkts · econ 10.57 · SR – · 2 inn · best 0/36
Bowling first 27 wkts · econ 7.84 · SR 17.8 · 21 inn · best 4/18
Defending 25 wkts · econ 8.78 · SR 17.5 · 22 inn · best 3/21

SAY IT Seven wickets against Mumbai at 8.63 an over; Wankhede has given him none.

MUKESH CHOUDHARY

NEW BALL · LEFT-ARM FAST-MEDIUM · AGE 29

OVERSEAS No PRICE ₹30.00 L retained IPL DEBUT 2022 CSK IPL MATCHES 17

~2 OVERS 2 PP · overs 2, 6

Mukesh Choudhary grew up in Pardodas, a village in Rajasthan's Bhilwara district, and moved to Maharashtra to pursue cricket, making his first-class debut in 2017. A former net bowler with Chennai Super Kings, the left-arm seamer was signed at the 2022 auction and took the wickets of Rohit Sharma and Ishan Kishan in his first over against Mumbai Indians. He is uncapped internationally. This week CSK shared their condolences after the death of his mother. He is 4th among CSK's wicket-takers this season, with a share of the side's wickets; CSK have not won a match he has played this season.

THE LINE

Mukesh owns Mumbai with six wickets at 6.00 an over, but Suryakumar Yadav has taken him for 260, and his two powerplay overs invite exactly that contest.

WATCH FOR

- All 2 of his wickets this season came off full tosses (1) and full balls (1).
- Career economy 9.7 defending a total vs 10.4 bowling first.

LENGTHS · 2026
Good 25% (econ 6.0) · Back of length 25% (econ 8.0) · Full toss 17% (econ 12.0, 1 wkt) · Full 17% (econ 12.0, 1 wkt) · Short 17% (econ 18.0)

VARIATIONS · 2026
slower balls and cutters 0 of 12 · 4 in swinger

HOW HIS 2 WICKETS FELL
caught 2

SEASON

league rank in superscript

WICKETS	ECONOMY	STRIKE RATE	DOT BALLS	AVERAGE
2 (T-59th)	10.50	6.0	50%	10.5
best 2/21	league 9.57	1 inn	2 ov	boundary 33%

IPL CAREER 17 inn · 54.3 ov · 19 wkts · econ 9.96 · avg 28.6 · SR 17.2 · best 4/46 · dot 42% · boundary 26%

FORM newest right

2026 · LAST 1 OF 1

2/21
2ov SRH Head, Kishan

BY PHASE · 2026 ECONOMY

POWERPLAY	MIDDLE	DEATH
10.50	–	–
100% of overs · 2 wkts · dot 50% · lg 9.74	0% of overs · 0 wkts · dot – % · lg 9.21	0% of overs · 0 wkts · dot – % · lg 10.11

2026 · % OF HIS INNINGS BOWLING EACH OVER

1	2	3	4	5	6	7	8	9	10	11	12	13	14	15	16	17	18	19	20
	100				100														

1 innings; boxed: his likeliest overs tonight

2026 · BY BATTER HAND

V RHB	V LHB	LHB IN MI TOP 7
–	10.50	3
SR – · 0b · career 8.88	SR 6.0 · 12b · career 11.51	de Kock, Varma, Rutherford

TONIGHT V MI

career H2H · overs met (games)

Quinton de Kock p.11 — LHB · #1
11 off 7 · 0 out · SR 157 · 2×4
meets in overs 2 PP (2/2), 6 PP (1/2) · last 11 (7) Mar 22

Danish Malewar p.11 FIRST MEETING — RHB · #2
meets in overs 2 PP (1/1)

Tilak Varma p.12 — LHB · #5
9 off 9 · 0 out · SR 100 · 2×4
meets in overs 2 PP (1/6), 6 PP (1/6) · last 5 (3) May 22

Suryakumar Yadav p.12 — RHB · #4
13 off 5 · 0 out · SR 260 · 2×4
meets in overs 2 PP (1/6), 6 PP (3/6) · last 13 (5) Apr 22

ALSO BOWLS TO **Dhir** first meeting · **Pandya** first meeting · **Rutherford** first meeting

RECORD

v MI, career 6 wkts · econ 6.00 · SR 7.0 · 2 inn · best 3/19
At Wankhede Stadium 3 wkts · econ 7.91 · SR 22.0 · 3 inn · best 3/23
Bowling first 7 wkts · econ 10.41 · SR 18.9 · 7 inn · best 3/19
Defending 12 wkts · econ 9.66 · SR 16.2 · 10 inn · best 4/46

SAY IT Six wickets against Mumbai at six an over; his two overs come in the powerplay.

GURJAPNEET SINGH

MIDDLE OVERS · LEFT-ARM FAST-MEDIUM · AGE 27

OVERSEAS No PRICE ₹2.20 Cr retained IPL DEBUT 2026 CSK IPL MATCHES 3

~4 OVERS 3 Mid + 1 Death · overs 7, 9, 10, 17

Gurjapneet Singh was born in Ludhiana and raised in Ambala, moving to Chennai as a teenager to pursue cricket. The left-arm seamer built his game in Tamil Nadu's league and TNPL circuit, then took six for 22 on his Ranji Trophy debut against Saurashtra. He first served CSK as a net bowler before the franchise signed him. He made his IPL debut earlier this season and struck with his first ball, against Delhi Capitals. He is 4th among CSK's wicket-takers this season, with a share of the side's wickets, and took one of them in the two matches CSK have won.

THE LINE

Gurjapneet has faced none of Mumbai's top order, and his three overs through the middle at 9.86 are where the unknown cuts both ways against a side he has never tested.

WATCH FOR

- All 2 of his wickets this season came off full balls (1) and back-of-length balls (1).

LENGTHS · 2026
Good 44% (econ 12.2) · Back of length 27% (econ 8.8, 1 wkt) · Full toss 9% (econ 8.4) · Yorker 7% (econ 3.0) · Full 7% (econ 9.0, 1 wkt) · Short 5% (econ 20.0)

VARIATIONS · 2026
slower balls and cutters 15 of 55, econ 10.4 · 5 reverse out swinger · 2 seam in · 1 reverse in swinger

HOW HIS 2 WICKETS FELL
caught 2

SEASON

league rank in superscript

WICKETS	ECONOMY	STRIKE RATE	DOT BALLS	AVERAGE
2 (T-59th)	10.47	27.5	38%	48.0
best 1/34	league 9.57	3 inn	9.1 ov	boundary 24%

IPL CAREER 3 inn · 9.1 ov · 2 wkts · econ 10.47 · avg 48.0 · SR 27.5 · best 1/34 · dot 38% · boundary 24%

FORM newest right

2026 · LAST 3 OF 3

1/39	0/23	1/34
4ov DC Patel	1.1ov KKR	4ov SRH Arora

BY PHASE · 2026 ECONOMY

POWERPLAY	MIDDLE	DEATH
–	9.86	12.46
0% of overs · 0 wkts · dot – % · lg 9.74	76% of overs · 1 wkt · dot 40% · lg 9.21	24% of overs · 1 wkt · dot 31% · lg 10.11

2026 · % OF HIS INNINGS BOWLING EACH OVER

1	2	3	4	5	6	7	8	9	10	11	12	13	14	15	16	17	18	19	20
						33		67	33		33		33	33		67		33	

3 innings; boxed: his likeliest overs tonight

2026 · BY BATTER HAND

V RHB	V LHB	LHB IN MI TOP 7
11.00	6.86	3
SR 48.0 · 48b · career 11.00	SR 7.0 · 7b · career 6.86	de Kock, Varma, Rutherford

TONIGHT V MI

career H2H · overs met (games)

Quinton de Kock p.11 FIRST MEETING — LHB · #1
meets in overs 9 Mid (1/2), 17 Death (1/2)

Naman Dhir p.11 FIRST MEETING — RHB · #3
meets in overs 7 Mid (3/6), 9 Mid (3/6)

Hardik Pandya p.13 FIRST MEETING — RHB · #6
meets in overs 14 Mid (3/5), 17 Death (3/5)

Suryakumar Yadav p.12 FIRST MEETING — RHB · #4
meets in overs 9 Mid (2/6), 12 Mid (3/6)

ALSO BOWLS TO **Malewar** first meeting · **Varma** first meeting · **Rutherford** first meeting

RECORD

Bowling first 1 wkt · econ 8.50 · SR 24.0 · 1 inn · best 1/34
Defending 1 wkt · econ 12.00 · SR 31.0 · 2 inn · best 1/39

SAY IT Never bowled to any of Mumbai's top order; 9.86 an over through the middle.

Through Match 32 · iplfinal ball-by-ball · superscript = 2026 league rank · green / red = well above / below his or the league's norm

Pronunciations shown only when sourced