blitz

PRE-TOSS

MUMBAI INDIANS vs CHENNAI SUPER KINGS

MUMBAI INDIANS
2-4 • 7th • NRR +0.047

CHENNAI SUPER KINGS
2-4 • 8th • NRR -0.810

WANKHEDE STADIUM, MUMBAI • THURSDAY, APRIL 23, 2026 • 7:30 PM IST

THE STORYLINE

TEN TITLES. TWO HEAVYWEIGHTS. MEETING NO. 40.

THE RIVALRY	Mumbai and Chennai own 10 of the 18 IPL titles from 2008 to 2025, five apiece; no other club has more than three. They have met in four finals, MI winning in 2013, 2015 and 2019 (the last by 1 run) and CSK in 2010. MI lead the head-to-head 21-18.
THE STAKES	Both are 2-4 on 4 points, MI 7th (NRR +0.047) and CSK 8th (NRR -0.810), four points off fourth with eight matches left. The winner draws level with DC and GT on 6; the loser sits 8th.
THE FORM	MI won their opener, lost four straight, then beat GT by 99 runs in Ahmedabad on Apr 20 behind Tilak Varma's 101* off 45. CSK lost their first three, won two in a row, then fell to SRH in Hyderabad on Apr 18.

OFFICIALS, COACHES & CAPTAINS

MATCH OFFICIALS
ON-FIELD: Adrian Holdstock and Parashar Joshi
THIRD UMPIRE: KN Ananthapadmanabhan
MATCH REFEREE: Prakash Bhatt

HEAD COACHES
Mahela Jayawardene
Stephen Fleming

CAPTAINS
Hardik Pandya
Ruturaj Gaikwad

PREDICTED XI

MUMBAI INDIANS — PREDICTED

1. Quinton de Kock (wk)
2. Danish Malewar
3. Naman Dhir
4. Suryakumar Yadav
5. Tilak Varma
6. Hardik Pandya (c)
7. Sherfane Rutherford
8. Mitch Santner
9. Krish Bhagat
10. Jasprit Bumrah
11. AM Ghazanfar

IMPACT SUB **Ashwani Kumar** for Sherfane Rutherford (MI batting first)

CHENNAI SUPER KINGS — PREDICTED

1. Sanju Samson (wk)
2. Ruturaj Gaikwad (c)
3. Matt Short
4. Sarfaraz Khan
5. Dewald Brevis
6. Shivam Dube
7. Jamie Overton
8. Anshul Kamboj
9. Noor Ahmad
10. Mukesh Choudhary
11. Gurjapneet Singh

IMPACT SUB **Ayush Mhatre** for Gurjapneet Singh (bats No. 3)

Batting order and impact sub from each side's most recent match (MI v GT, Match 30; CSK v SRH, Match 27). Impact subs follow the toss: when CSK batted first (Matches 18 and 22), Mhatre started and Akeal Hosein came in. Every 2026 sub by situation: Captaincy & Tactics. No injury news on file; confirmed XIs replace these at the toss.

POINTS TABLE

#	Team	P	W	L	NR	Pts	NRR	For	Against	Last 3	Next		
1	Punjab Kings	6	5	0	1	11	+1.608	1050/92.2	1010/103.2	W W W	Delhi – Apr 25	Rajasthan – Apr 28	Gujarat – May 3
2	Rajasthan Royals	7	5	2	0	10	+0.777	1163/121.1	1151/130.2	L L W	Hyderabad – Apr 25	Punjab – Apr 28	Delhi – May 1
3	Royal Challengers Bengaluru	6	4	2	0	8	+1.176	1218/110.3	1157/117.3	W W L	Gujarat – Apr 24	Delhi – Apr 27	Gujarat – Apr 30
4	Sunrisers Hyderabad	7	4	3	0	8	+0.753	1454/140	1285/133.2	W W W	Rajasthan – Apr 25	Mumbai – Apr 29	Kolkata – May 3
5	Delhi Capitals	6	3	3	0	6	-0.092	1081/114.4	1142/120	L W L	Punjab – Apr 25	Bengaluru – Apr 27	Rajasthan – May 1
6	Gujarat Titans	6	3	3	0	6	-0.787	1022/117.5	1127/119.1	W W L	Bengaluru – Apr 24	Chennai – Apr 26	Bengaluru – Apr 30
7	**Mumbai Indians**	**6**	**2**	**4**	**0**	**4**	**+0.047**	**1125/110.1**	**1072/105.2**	**L L W**	Chennai – Apr 23	Hyderabad – Apr 29	Chennai – May 2
8	**Chennai Super Kings**	**6**	**2**	**4**	**0**	**4**	**-0.810**	**1131/120**	**1131/110.3**	**W W L**	Mumbai – Apr 23	Gujarat – Apr 26	Mumbai – May 2
9	Lucknow Super Giants	7	2	5	0	4	-1.286	1112/139.3	1209/130.4	L L L	Kolkata – Apr 26	Mumbai – May 4	Bengaluru – May 7
10	Kolkata Knight Riders	7	1	5	1	3	-0.929	1088/122.5	1160/118.3	L L W	Lucknow – Apr 26	Hyderabad – May 3	Delhi – May 8

As of end of Match 32. **Dashed line marks the playoff cut.**

CONTENTS

blitz

Mumbai Indians vs. Chennai Super Kings • Match 33 • Wankhede Stadium • Thursday, April 23, 2026

Mumbai Indians MI

V

MATCH 33

Chennai Super Kings CSK

The Book

SECTIONS IN RUNNING ORDER

every page number is a link

1 Game Notes
Match context, officials, captains, coaches, projected XIs

3–5 Matchup
Rivalry ledger, the read, season form, squads, key duels

6 Venue & Conditions
Ground history, chase vs defend, conditions tonight

7 Captaincy & Tactics
Captain records, toss calls, Impact Player use

8 Mumbai Indians Batting
Phase splits, setting vs chasing, the top seven

9 Mumbai Indians Bowling
Attack by phase, matchups against tonight's batters

10 Chennai Super Kings Batting
Phase splits, setting vs chasing, the top seven

11 Chennai Super Kings Bowling
Attack by phase, matchups against tonight's batters

12 Fielding & Wicketkeeping
Catching, run-outs and wicketkeeping, both clubs

13 Milestones, Streaks & History
On This Day, statistical anomalies, milestones in reach

Player Cards

PROJECTED XIS IN BATTING ORDER, IMPACT SUB INCLUDED

MUMBAI INDIANS — 12 cards

1		Quinton de Kock #12	LHB	Batter	14
2	DM	Danish Malewar	RHB · LB	Batter	15
3	ND	Naman Dhir	RHB · OB	Batter	16
4		Suryakumar Yadav #63	RHB · OB	Batter	17
5		Tilak Varma #9	LHB · OB	Batter	18
6		Hardik Pandya #33	RHB · RMF	All-rounder	19
7		Sherfane Rutherford	LHB · RMF	Batter	20
8	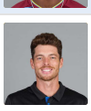	Mitch Santner #74	LHB · SLA	Bowler	21
9	KB	Krish Bhagat	RHB · RF	Bowler	22
10		Jasprit Bumrah #93	RHB · RFM	Bowler	23
11		AM Ghazanfar	RHB · OB	Bowler	24
12	AK	Ashwani Kumar	LHB · LFM	Bowler	25

CHENNAI SUPER KINGS — 11 cards

1		Sanju Samson #11	RHB · OB	Batter	26
2		Ruturaj Gaikwad #31	RHB · OB	Batter	27
3		Ayush Mhatre	RHB · OB	Batter	28
4		Matt Short	RHB · OB	Batter	29
5		Sarfaraz Khan #97	RHB · OB	Batter	30
6		Dewald Brevis #12	RHB · LB	Batter	31
7		Shivam Dube #25	LHB · RMF	Batter	32
8		Jamie Overton #88	RHB · RFM	Bowler	33
9		Anshul Kamboj #47	RHB · RFM	Bowler	34
10		Noor Ahmad	RHB · LWS	Bowler	35
11		Mukesh Choudhary	LHB · LFM	Bowler	36

MATCHUP · RIVALRY, SQUADS & KEY DUELS

blitz

Mumbai Indians vs. Chennai Super Kings • Match 33 • Wankhede Stadium • Thursday, April 23, 2026 • Pre-toss: predicted XIs • Through Match 32

Head-to-head ledger 39 MEETINGS, 2008-2025

W-L, MI first · avg winning margin: r = runs (setting), w = wickets (chasing)

Mumbai Indians 21 — 21 WINS · HOME WANKHEDE

HEAD-TO-HEAD · ALL IPL
39 meetings
MI lead 21-18 · first met Apr 23, 2008
Tonight: meeting No. 40

Chennai Super Kings 18 — 18 WINS · HOME CHEPAUK

AT WANKHEDE	AT CHEPAUK	OTHER VENUES	PLAYOFFS	FINALS	SINCE 2023	LAST 10
MI home · 13 m	CSK home · 9 m	12 cities · 17 m	all rounds · 9 m	2010, 2013, 2015, 2019	Impact Player era · 5 m	since 2020
8–5	5–4	8–9	5–4	3–1	1–4	4–6
MI LEAD	MI LEAD	CSK LEAD	MI LEAD	MI LEAD	CSK LEAD	CSK LEAD
MI 32r · 6.2w	MI 28r · 6.7w	MI 21r · 6.8w	MI 22r · 6.0w	MI 22r	MI 9.0w	MI 7.0w
CSK 20r · 4.5w	CSK 15r · 5.0w	CSK 32r · 5.8w	CSK 36r · 7.0w	CSK 22r	CSK 20r · 5.7w	CSK 20r · 5.0w

LAST 10 OLDEST →

MI	MI	CSK	CSK	MI	CSK	CSK	CSK	CSK	MI
10w	4w	20r	3w	5w	7w	6w	20r	4w	9w
'20 · Sharjah	'21 · Delhi	'21 · Dubai	'22 · DY Patil	'22 · Wankhede	'23 · Wankhede	'23 · Chepauk	'24 · Wankhede	'25 · Chepauk	'25 · Wankhede

RUNNING MARGIN

+1 each MI win, -1 each CSK win · all 39 meetings · ◆ final ○ playoff

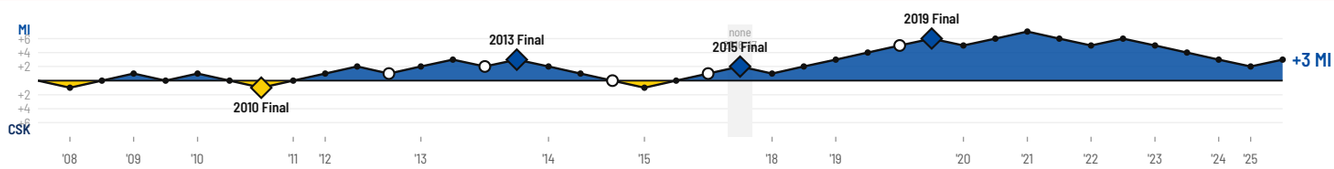

Peak MI lead **+7** after the league game May 1, 2021 · Level 6 times after the first meeting · Peak CSK lead **+1** after the league game Apr 17, 2015

Matchup read THE BOOTH'S READ ON TONIGHT

every figure from iplfinal before first ball

1. **CHENNAI'S RECENT GRIP.** Mumbai's 21-18 all-time lead is on the cover, but the recent era belongs to Chennai, who have taken six of the last ten meetings and both 2023 games. Wankhede is the stage where Mumbai must interrupt a rivalry that has tilted south over five years.
2. **WANKHEDE CHASE BIAS.** Chasing sides have won 8 of the 13 meetings here, so the toss winner will likely field. Whoever is asked to set must clear the 157.3 average first-innings total of the last 10 meetings, while the side chasing gets the venue's preferred route.
3. **MIDDLE OVERS DECIDE.** The side that outscored the other through the middle won 8 of the last 10 meetings, and 2026 shows Mumbai batting that phase at 158.3 against Chennai's 138.0. Whoever controls overs 7 to 15, with bat or ball, likely controls tonight.
4. **SHARED FOES FAVOUR CHENNAI.** Against the five opponents both sides have faced, Chennai are 2-3 and 10 runs to the good in aggregate, while Mumbai are 1-4 and 46 in the red. Chennai's two wins both came defending a first-innings total; Mumbai's lone shared-opponent win came chasing.
5. **GAIKWAD PUNISHES MUMBAI.** Ruturaj Gaikwad has made 291 runs off 192 balls against Mumbai at a strike rate of 151.6 and an average of 41.6, the fastest scoring of any batter in either probable XI against this opponent. His powerplay platform gives Chennai the start their set-or-chase plan depends on.
6. **BUMRAH CAGES SAMSON.** Sanju Samson has managed 64 off 61 balls against Jasprit Bumrah at a strike rate of 104.9, with 28 dot balls in the matchup. With roughly four projected balls between them early, surviving Bumrah is the opening task for the CSK wicketkeeper and the trigger for Chennai's middle order.
7. **LEFT-ARM LOAD FOR MUMBAI.** Chennai can field a left-arm-heavy attack through Noor Ahmad's wrist spin and the left-arm quicks Mukesh Choudhary and Gurjapneet Singh, and Mumbai's left-hand top order must answer: Quinton de Kock strikes at 129 against left-arm pace across 393 balls, Tilak Varma at 145 across 128. Both sides carry four overseas, with Corbin Bosch Mumbai's overseas Impact option.
8. **SANTNER'S OLD CLUB.** Mitch Santner spent 2019-24 at Chennai and now bowls his left-arm orthodox against his old side; since leaving he has 1/38 from 31 balls in two meetings, and Chennai's Sarfaraz Khan strikes at only 115 against left-arm orthodox from 66 balls. That matchup is Mumbai's quiet lever.
9. **MI'S NUMBER** **191.7.** That is Mumbai's 2026 death-overs strike rate, the fastest phase rate either side has produced, and it is the late threat Chennai's expensive death bowling must contain.
10. **CSK'S NUMBER** **161.1.** That is Chennai's 2026 powerplay strike rate from 216 balls, the best opening-phase batting either side owns, and it meets a Mumbai powerplay attack conceding 10.69 an over.

2026 side by side BOTH SEASONS BEFORE TONIGHT · BALL-BY-BALL

bold = the better side in that phase

BATTING BY PHASE

strike rate · wickets lost per innings

PHASE	MI SR	MI WKTS	CSK SR	CSK WKTS
Powerplay 1-6	149.5	2.0	**161.1**	2.2
Middle 7-15	**158.3**	2.3	138.0	2.3
Death 16-20	**191.7**	1.8	147.7	2.0
Overall	**162.8**	5.8	147.3	6.5

BOWLING BY PHASE

economy · wickets taken per innings

PHASE	MI ECON	MI WKTS	CSK ECON	CSK WKTS
Powerplay 1-6	10.69	1.7	**10.03**	1.3
Middle 7-15	10.50	1.8	**9.36**	2.8
Death 16-20	**10.19**	1.4	11.37	2.2
Overall	10.52	4.7	**10.01**	6.0

SEASON PROFILE

results and ball usage

	MI	CSK
Record	2-4	2-4
Setting / chasing	1-2 / 1-2	2-2 / 0-2
Sixes hit / conceded per game	9.7 / 9.0	7.5 / 10.2
Dot % batting / bowling	24.8 / 26.9	27.9 / 25.7

How this rivalry is played BALL-BY-BALL ACROSS EVERY MEETING

phase winner = side that scored more in that phase

SCORING BY PHASE

run rate and wickets per innings when batting

PHASE	MI RR	MI WKTS	CSK RR	CSK WKTS	PHASE WINNER WON
ALL 39 MEETINGS					
Powerplay 1-6	**7.94**	1.3	7.35	1.8	**23** of 37
Middle 7-15	**7.51**	2.4	7.38	2.4	**25** of 38
Death 16-20	10.16	2.5	**10.46**	1.9	**18** of 36
LAST 10					
Powerplay 1-6	**8.35**	1.7	7.60	2.2	**8** of 10
Middle 7-15	**7.67**	2.2	7.46	2.4	**8** of 10
Death 16-20	10.46	2.4	**11.05**	1.2	**2** of 8

TOSS, TOTALS AND DISCIPLINE

all 39 meetings

TOSS WINNER WON	CHOSE TO FIELD	AVG FIRST INNINGS
26 of 39	25 times	162
Tosses won: MI 20, CSK 19	won 17 of 25; batting first by choice won 9 of 14	last 10 meetings: 157
200+ TOTALS	**SIXES PER MEETING**	**EXTRAS PER MEETING**
3 MI 3 CSK	6.4 MI 6.0 CSK	9.6 MI 7.1 CSK
in 39 meetings	hit by each side	conceded by each side

2026 v common opponents THE 5 SIDES BOTH HAVE PLAYED THIS SEASON

OPPONENT	MI RESULT	MI SCORE (SET/CHASE)	CSK RESULT	CSK SCORE (SET/CHASE)
KKR	W 6 wkts	224/4 v 220/4 chase	W 32 runs	192/5 v 160/7 set
DC	L 6 wkts	162/6 v 164/4 set	W 23 runs	212/2 v 189 set
RR	L 27 runs	123/9 v 150/3 chase	L 8 wkts	127 v 128/2 set
RCB	L 18 runs	222/5 v 240/4 chase	L 43 runs	207 v 250/3 chase
PBKS	L 7 wkts	195/6 v 198/3 set	L 5 wkts	209/5 v 210/5 set
Record	**1-4**		**2-3**	

Last 5 meetings

NEWEST FIRST · WHAT HAPPENED AND WHY IT MATTERED

PP = runs/wkts in overs 1-6 · death = overs 16-20

Apr 20, 2025 WANKHEDE

MI BY 9 WKTS 26 balls left
MI won the toss, chose to field
POTM **Rohit Sharma** MI

CSK **176/5** (20) — PP **48/1** · death **58/2** · 8 sixes
Ravindra Jadeja 53* (35), **Shivam Dube** 50 (32) · best v them **Jasprit Bumrah** 2/25

MI **177/1** (15.4) — PP **62/0** · death **20/0** · 12 sixes
Rohit Sharma 76* (45), **Suryakumar Yadav** 68* (30) · best v them **Ravindra Jadeja** 1/28

Mumbai's openers took 18 off the fifth over and the chase was settled inside the powerplay, with the required rate never climbing. Chennai's late burst of 24 in the 16th was never going to change it.

Mar 23, 2025 CHEPAUK

CSK BY 4 WKTS 5 balls left
CSK won the toss, chose to field
POTM **Noor Ahmad** CSK

MI **155/9** (20) — PP **52/3** · death **45/3** · 5 sixes
Tilak Varma 31 (25), **Suryakumar Yadav** 29 (26) · best v them **Noor Ahmad** 4/18

CSK **158/6** (19.1) — PP **62/1** · death **39/1** · 8 sixes
Rachin Ravindra 65* (45), **Ruturaj Gaikwad** 53 (26) · best v them **Vignesh Puthur** 3/32

Mumbai's spinners squeezed the chase so hard that Chennai needed 37 off the last five overs, but the 18th vanished for 15 with two sixes and the finish turned routine.

Apr 14, 2024 WANKHEDE

CSK BY 20 RUNS
MI won the toss, chose to field
POTM **Matheesha Pathirana** CSK

CSK **206/4** (20) — PP **48/1** · death **57/2** · 11 sixes
Ruturaj Gaikwad 69 (40), **Shivam Dube** 66* (38) · best v them **Hardik Pandya** 2/43

MI **186/6** (20) — PP **63/0** · death **54/3** · 8 sixes
Rohit Sharma 105* (63), **Tilak Varma** 31 (20) · best v them **Matheesha Pathirana** 4/28

Chennai's final over, 26 runs with three sixes, stretched the target past reach, and Mumbai's chase stalled for 11 runs and two wickets across the 14th to 16th. The hosts never recovered the rate.

May 6, 2023 CHEPAUK

CSK BY 6 WKTS 14 balls left
CSK won the toss, chose to field
POTM **Matheesha Pathirana** CSK

MI **139/8** (20) — PP **34/3** · death **46/4** · 1 sixes
Nehal Wadhera 64 (51), **Suryakumar Yadav** 26 (22) · best v them **Matheesha Pathirana** 3/15

CSK **140/4** (17.4) — PP **55/1** · death **17/1** · 7 sixes
Devon Conway 44 (42), **Ruturaj Gaikwad** 30 (16) · best v them **Piyush Chawla** 2/25

Two wickets in the third over gutted Mumbai's powerplay, and Chennai's bowlers never let the innings settle after that. Debutant R Goyal's four overs cost 33, a fair summary of a night Mumbai never got a grip on.

Apr 8, 2023 WANKHEDE

CSK BY 7 WKTS 11 balls left
CSK won the toss, chose to field
POTM **Ravindra Jadeja** CSK

MI **157/8** (20) — PP **61/1** · death **48/2** · 4 sixes
Ishan Kishan 32 (21), **Tim David** 31 (22) · best v them **Ravindra Jadeja** 3/20

CSK **159/3** (18.1) — PP **68/1** · death **25/0** · 5 sixes
Ajinkya Rahane 61 (27), **Ruturaj Gaikwad** 40* (36) · best v them **Jason Behrendorff** 1/24

Ajinkya Rahane flipped the chase in the fourth over, taking 23 off it with four fours and a six, and Chennai were never behind again. Mumbai's middle order had no answer once the spinners settled in, and the chase was a cruise.

The finals

4 FINALS BETWEEN THEM · MI 3 · CSK 1

2010 CSK WON — **Chennai Super Kings by 22 runs** · DY Patil, Navi Mumbai
CSK 168/5 (20) · MI 146/9 (20)
Player of the Match **Suresh Raina** CSK · top score Suresh Raina 57* (35) · best Dilhara Fernando 2/23

2013 MI WON — **Mumbai Indians by 23 runs** · Eden Gardens, Kolkata
MI 148/9 (20) · CSK 125/9 (20)
Player of the Match **Kieron Pollard** MI · top score Mahendra Singh Dhoni 63* (45) · best Dwayne Bravo 4/42

2015 MI WON — **Mumbai Indians by 41 runs** · Eden Gardens, Kolkata
MI 202/5 (20) · CSK 161/8 (20)
Player of the Match **Rohit Sharma** MI · top score Lendl Simmons 68 (45) · best Mitchell McClenaghan 3/25

2019 MI WON — **Mumbai Indians by 1 run** · Hyderabad
MI 149/8 (20) · CSK 148/7 (20)
Player of the Match **Jasprit Bumrah** MI · top score Shane Watson 80 (59) · best Deepak Chahar 3/26

Rivalry records

ALL 39 MI-CSK MEETINGS

shaded = in tonight's squads, tinted by current club

HIGHEST TOTALS

TEAM	SCORE	SEASON
MI	**219/6** (20)	2021 · Delhi
CSK	**218/4** (20)	2021 · Delhi
CSK	**208/5** (20)	2008 · Chepauk

LOWEST TOTALS — in defeat

TEAM	SCORE	SEASON
CSK	**79** (15.2)	2013 · Wankhede
CSK	**97** (16)	2022 · Wankhede
CSK	**109** (17.4)	2019 · Chepauk

CLOSEST FINISHES

RESULT	SEASON
MI 2 wkts off the last ball	2012
CSK 3 wkts off the last ball	2022
MI 4 wkts off the last ball	2021
MI 1 run	2019 Final

HIGHEST SCORES

BATTER	SCORE	YR
Sanath Jayasuriya MI	**114*** (48)	2008
Rohit Sharma MI	**105*** (63)	2024
Ruturaj Gaikwad CSK	**88*** (58)	2021

MOST RUNS — in MI-CSK games

BATTER	INN	RUNS	SR	HS
Rohit Sharma MI	30	**881**	134.3	105*
Suresh Raina CSK	30	**710**	141.7	83*
Mahendra Singh Dhoni CSK	33	**679**	134.5	63*
Ambati Rayudu MI CSK	31	**658**	127.5	72*
Kieron Pollard MI	23	**583**	172.0	87*
Dwayne Smith MI CSK	13	**415**	137.9	68

MOST WICKETS

BOWLER	INN	WKTS	ECON
Dwayne Bravo MI CSK	26	**35**	8.23
Lasith Malinga MI	21	**31**	7.24
Harbhajan Singh MI CSK	26	**26**	6.47
Ravindra Jadeja CSK	28	**21**	8.37
Deepak Chahar MI CSK	14	**15**	7.80

BEST FIGURES

BOWLER	FIGS	YR
Harbhajan Singh MI	**5/18**	2011
Mohit Sharma CSK	**4/14**	2014
Trent Boult MI	**4/18**	2020

Players v the opponent

CAREER IPL V TONIGHT'S OPPONENT · TONIGHT'S SQUADS ONLY

● predicted XI · grey = under 30 balls faced / 10 overs bowled

MI PLAYERS V CSK

16 of 29 have batted v CSK

#	TOP RUN-SCORERS	M	RUNS	SR	AVG	HS	50S
1	Rohit Sharma	36	**972**	131.0	31.4	105*	9
2	Suryakumar Yadav ●	20	**437**	125.6	29.1	71*	3
3	Quinton de Kock ●	16	**412**	132.1	27.5	61	3
4	Hardik Pandya ●	18	**210**	143.8	23.3	25*	0
5	Tilak Varma ●	6	**169**	122.5	56.3	51*	1
6	Mahipal Lomror	3	**42**	127.3	21.0	42	0

#	TOP WICKET-TAKERS	M	WKTS	ECON	AVG	BEST
1	Jasprit Bumrah ●	16	**14**	7.57	33.4	2/10
2	Trent Boult	14	**13**	8.72	35.3	4/18
3	Hardik Pandya ●	18	**10**	8.09	26.7	3/20
4	Mayank Markande	5	**5**	7.69	24.6	3/23
5	Rohit Sharma	36	**2**	7.91	43.5	1/18

CSK PLAYERS V MI

16 of 30 have batted v MI

#	TOP RUN-SCORERS	M	RUNS	SR	AVG	HS	50S
1	Mahendra Singh Dhoni	44	**772**	130.6	35.1	63*	3
2	Sanju Samson ●	23	**601**	140.7	28.6	76	5
3	Ruturaj Gaikwad ●	9	**291**	151.6	41.6	88*	3
4	Shivam Dube ●	12	**278**	136.3	34.8	66*	2
5	Sarfaraz Khan ●	7	**50**	128.2	12.5	28	0
6	Matt Short ●	2	**38**	105.6	19.0	27	0

#	TOP WICKET-TAKERS	M	WKTS	ECON	AVG	BEST
1	Khaleel Ahmed	8	**12**	8.71	21.2	3/29
2	Noor Ahmad ●	5	**7**	8.63	23.4	4/18
3	Mukesh Choudhary ●	2	**6**	6.00	7.0	3/19
4	Shreyas Gopal	7	**6**	7.62	26.7	2/21
5	Nathan Ellis	4	**5**	8.53	25.6	2/34

Reunions

TONIGHT'S SQUAD PLAYERS WHO HAVE PLAYED FOR THE OTHER CLUB

years = seasons in the old club's squad · m = IPL matches

Deepak Chahar MI
CSK **2018–24** · 76 m · with MI since 2025
v CSK since: **2** m · 28 runs (15) · 2/50 in 6 ov



Mitch Santner MI p.21
CSK **2019–24** · 18 m · with MI since 2025
v CSK since: **2** m · 11 runs (13) · 1/38 in 5.1 ov

Shardul Thakur MI
CSK **2018–21, 2024** · 57 m · with MI since 2026
v CSK since: **1** m · 6 runs (4) · 0/56 in 4 ov

Rahul Chahar CSK
MI **2018–21** · 39 m · with CSK since 2026
v MI since: **4** m · 0/125 in 12 ov

AM

Akash Madhwal CSK
MI **2022–24** · 13 m · with CSK since 2026
v MI since: **1** m · 4 runs (9) · 0/39 in 4 ov

Dewald Brevis CSK p.31
MI **2022–24** · 10 m · with CSK since 2025
Yet to face MI since leaving

Shreyas Gopal CSK
MI **2014–17, 2024** · 9 m · with CSK since 2025
Yet to face MI since leaving

Anshul Kamboj CSK p.34
MI **2024** · 3 m · with CSK since 2025
Yet to face MI since leaving

MATCHUP · CONTINUED

blitz

Squads
2026 SQUADS · XI CONFIRMED AT THE TOSS

PREDICTED | IMPACT OPT | AVAILABLE | INJURED | UNAVAILABLE | USED came on last match

MUMBAI INDIANS SQUAD
29 players

#	PLAYER	ROLE	BAT	BOWL	'26 M	STATUS	CARD
PREDICTED XI · LAST XI, MATCH 30 V GT							
1	Quinton de Kock wk OS	WK	LHB	–	2	PREDICTED	p.14
2	Danish Malewar	BAT	RHB	LB	1	PREDICTED	p.15
3	Naman Dhir	BAT	RHB	OB	6	PREDICTED	p.16
4	Suryakumar Yadav	BAT	RHB	OB	6	PREDICTED	p.17
5	Tilak Varma	BAT	LHB	OB	6	PREDICTED	p.18
6	Hardik Pandya c	AR	RHB	RMF	5	PREDICTED	p.19
7	Sherfane Rutherford OS	BAT	LHB	RMF	6	PREDICTED	p.20
8	Mitch Santner OS	AR	LHB	SLA	3	PREDICTED	p.21
9	Krish Bhagat	BAT	RHB	RF	1	PREDICTED	p.22
10	Jasprit Bumrah	BOWL	RHB	RFM	6	PREDICTED	p.23
11	AM Ghazanfar OS	BOWL	RHB	OB	4	PREDICTED	p.24
IMPACT OPTIONS · NAMED SUBS, MATCH 30							
12	Ashwani Kumar	BOWL	LHB	LFM	1	IMPACT OPT USED	p.25
	Corbin Bosch OS	AR	RHB	RF	1	IMPACT OPT	
	Mayank Rawat	BAT	RHB	OB	1	IMPACT OPT	
	Raghu Sharma	BOWL	RHB	LBG	0	IMPACT OPT	
	Raj Bawa	AR	LHB	RMF	0	IMPACT OPT	
REST OF SQUAD							
	Rohit Sharma	BAT	RHB	OB	4	AVAILABLE	
	Mahipal Lomror	BAT	LHB	SLA	0	AVAILABLE	
	Robin Minz wk	BAT	LHB	SLA	0	AVAILABLE	
	Ruchit Ahir	BAT	RHB	RMF	0	AVAILABLE	
	Will Jacks OS	BAT	RHB	OB	0	AVAILABLE	
	Ryan Rickelton wk OS	WK	LHB	SLA	5	AVAILABLE	
	Shardul Thakur	BOWL	RHB	RFM	5	AVAILABLE	
	Deepak Chahar	BOWL	RHB	RMF	3	AVAILABLE	
	Mayank Markande	BOWL	RHB	LB	3	AVAILABLE	
	Trent Boult OS	BOWL	RHB	LFM	3	AVAILABLE	
	Atharva Ankolekar	BOWL	LHB	SLA	0	AVAILABLE	
	Keshav Maharaj OS	BOWL	RHB	SLA	0	AVAILABLE	
	Mohammed Izhar	BOWL	RHB	LM	0	AVAILABLE	

OVERSEAS IN XI	LEFT-HANDERS TOP 7	BOWLING OPTIONS	SPECIALIST KEEPERS
4 of 4	3 of 7	4 pace 2 spin	3 in squad
Ghazanfar, Santner, Rutherford, de Kock · options: Bosch	de Kock, Varma, Rutherford	Bhagat, Bumrah, Pandya, Kumar | Ghazanfar, Santner	Rickelton, Minz, de Kock · gloves: de Kock

CHENNAI SUPER KINGS SQUAD
30 players

#	PLAYER	ROLE	BAT	BOWL	'26 M	STATUS	CARD
PREDICTED XI · LAST XI, MATCH 27 V SRH							
1	Sanju Samson wk	WK	RHB	OB	6	PREDICTED	p.26
2	Ruturaj Gaikwad c	BAT	RHB	OB	6	PREDICTED	p.27
4	Matt Short OS	BAT	RHB	OB	2	PREDICTED	p.29
5	Sarfaraz Khan	BAT	RHB	OB	6	PREDICTED	p.30
6	Dewald Brevis OS	BAT	RHB	LB	3	PREDICTED	p.31
7	Shivam Dube	AR	LHB	RMF	6	PREDICTED	p.32
8	Jamie Overton OS	AR	RHB	RFM	5	PREDICTED	p.33
9	Anshul Kamboj	BOWL	RHB	RFM	6	PREDICTED	p.34
10	Noor Ahmad OS	BOWL	RHB	LWS	6	PREDICTED	p.35
11	Mukesh Choudhary	BOWL	LHB	LFM	1	PREDICTED	p.36
	Gurjapneet Singh	BOWL	RHB	LFM	3	PREDICTED	
IMPACT OPTIONS · NAMED SUBS, MATCH 27							
3	Ayush Mhatre	BAT	RHB	OB	6	IMPACT OPT USED	p.28
	Kartik Sharma wk	BAT	RHB	OB	3	IMPACT OPT	
	Matt Henry OS	BOWL	RHB	RFM	3	IMPACT OPT	
	Prashant Veer	BAT	LHB	SLA	2	IMPACT OPT	
	Ramakrishna Ghosh	BAT	RHB	RM	0	IMPACT OPT	
REST OF SQUAD							
	Aman Khan	BAT	RHB	RMF	0	AVAILABLE	
	Macneil Noronha	BAT	RHB	OB	0	AVAILABLE	
	Mahendra Singh Dhoni wk	WK	RHB	RM	0	AVAILABLE	
	Urvil Patel wk	WK	RHB	–	0	AVAILABLE	
	Dian Forrester OS	AR	LHB	RM	0	AVAILABLE	
	Shreyas Gopal	AR	RHB	LB	0	AVAILABLE	
	Zak Foulkes OS	AR	RHB	RFM	0	AVAILABLE	
	Khaleel Ahmed	BOWL	RHB	LFM	5	AVAILABLE	
	Akeal Hosein OS	BOWL	LHB	SLA	2	AVAILABLE	
	Rahul Chahar	BOWL	RHB	LB	1	AVAILABLE	
	Akash Madhwal	BOWL	RHB	RFM	0	AVAILABLE	
	Kuldip Yadav	BOWL	LHB	LFM	0	AVAILABLE	
	Nathan Ellis OS	BOWL	RHB	RFM	0	AVAILABLE	
	Spencer Johnson OS	BOWL	LHB	LF	0	AVAILABLE	

OVERSEAS IN XI	LEFT-HANDERS TOP 7	BOWLING OPTIONS	SPECIALIST KEEPERS
4 of 4	1 of 7	5 pace 2 spin	4 in squad
Overton, Short, Brevis, Ahmad · options: Henry	Dube	Singh, Overton, Choudhary, Kamboj, Dube | Short, Ahmad	Patel, Samson, Sharma, Dhoni · gloves: Samson

Team heatmap
TOP 7 V THE OPPOSING ATTACK BY BOWLER TYPE

slower ■ ■ ■ ■ ■ ■ ■ faster than his career SR · grey under 30 balls

MI TOP 7 V CSK ATTACK
career IPL strike rate by bowler type

BATTER	RA PACE Overton, Kamboj, Dube	LA PACE Singh, Choudhary	OFF-SPIN Short	LA WRIST Ahmad	ALL career
de Kock #1 · LHB	147 54 out · 1263b	129 16 out · 393b	108 12 out · 413b	124 4 out · 29b	135 106 out · 2540b
Malewar #2 · RHB	50 1 out · 4b	no balls	no balls	no balls	50 1 out · 4b
Dhir #3 · RHB	182 10 out · 192b	145 5 out · 58b	250 0 out · 8b	180 1 out · 5b	172 19 out · 318b
Yadav #4 · RHB	163 66 out · 1273b	156 20 out · 343b	138 5 out · 344b	140 3 out · 87b	149 124 out · 2978b
Varma #5 · LHB	155 22 out · 492b	145 4 out · 128b	127 2 out · 124b	141 1 out · 49b	147 38 out · 1115b
Pandya #6 · RHB	153 58 out · 1004b	151 17 out · 268b	154 1 out · 162b	115 0 out · 40b	147 98 out · 1938b
Rutherford #7 · LHB	164 10 out · 178b	127 5 out · 37b	118 1 out · 33b	162 0 out · 13b	146 19 out · 342b

CSK TOP 7 V MI ATTACK
career IPL strike rate by bowler type

BATTER	RA PACE Bhagat, Bumrah, Pandya	LA PACE Kumar	OFF-SPIN Ghazanfar	LA ORTHODOX Santner	ALL career
Samson #1 · RHB	141 78 out · 1596b	151 20 out · 485b	127 7 out · 295b	141 17 out · 459b	140 148 out · 3493b
Gaikwad #2 · RHB	134 23 out · 880b	137 18 out · 357b	142 3 out · 151b	153 5 out · 175b	137 65 out · 1891b
Mhatre #3 · RHB	195 10 out · 132b	204 2 out · 56b	no balls	124 0 out · 29b	184 12 out · 240b
Short #4 · RHB	132 3 out · 69b	124 1 out · 29b	140 1 out · 5b	122 0 out · 9b	119 8 out · 129b
Khan #5 · RHB	151 13 out · 279b	154 4 out · 68b	79 4 out · 34b	115 4 out · 66b	137 30 out · 534b
Brevis #6 · RHB	162 11 out · 136b	126 3 out · 31b	179 0 out · 34b	97 0 out · 39b	150 18 out · 330b
Dube #7 · LHB	138 30 out · 690b	181 10 out · 166b	124 5 out · 195b	170 4 out · 71b	144 60 out · 1372b

Key duels
FOUR PAIRS MOST LIKELY TO MEET TONIGHT, TWO PER INNINGS

DUEL 1 MI BAT V CSK BALL
≈ 7 BALLS PROJECTED

Quinton de Kock
MI · bats #1 · LHB p.14
in overs 1–20 in ≥ half of '26 games

V

Anshul Kamboj
p.34 CSK · RA pace
likely overs 4, 5, 18, 20

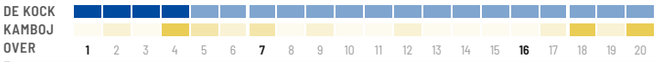

8 off 5 · 1 dismissal · SR 160.0 · 2 dots · 4s/6s 0/1

Last met Apr 11, 2025, Chennai: 8 off 5, out bowled

DUEL 2 CSK BAT V MI BALL
≈ 4 BALLS PROJECTED

Sanju Samson
CSK · bats #1 · RHB p.26
in overs 1–3 in ≥ half of '26 games

V

Jasprit Bumrah
p.23 MI · RA pace
likely overs 1, 2, 6, 13

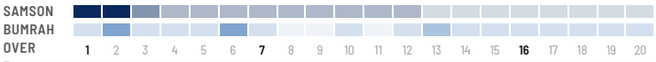

64 off 61 · 2 dismissals · SR 104.9 · 28 dots · 4s/6s 9/0

Last met Apr 22, 2024, Jaipur: 11 off 7, not out

DUEL 3 MI BAT V CSK BALL
≈ 4 BALLS PROJECTED

ND

Naman Dhir
MI · bats #3 · RHB p.16
in overs 5–13 in ≥ half of '26 games

V

Noor Ahmad
p.35 CSK · LA wrist
likely overs 7, 9, 10, 11

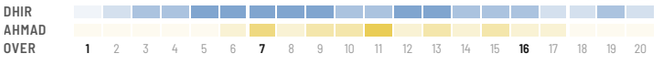

1 off 2 · 1 dismissal · SR 50.0 · 1 dots · 4s/6s 0/0

Last met Mar 23, 2025, Chennai: 1 off 2, out bowled

DUEL 4 CSK BAT V MI BALL
≈ 4 BALLS PROJECTED

Matt Short
CSK · bats #4 · RHB p.29
in overs 4–16 in ≥ half of '26 games

V

Mitch Santner
p.21 MI · LA orthodox
likely overs 4, 5, 7, 10

First IPL meeting

Projected balls = per over, batter's 2026 crease share × bowler's 2026 share of that over × his share of the side's last 3 matches, summed and halved for strike (the player-card rule). Strips: darker = more often. Head-to-head: career IPL. **OS** overseas · **c** captain · **wk** keeper · Bowl: R/L arm F fast, FM fast-medium, MF medium-fast, M medium; OB off-break, LB leg-break, LBG leg-break googly, SLA left-arm orthodox, LWS left-arm wrist.

Head-to-head from match results; records and player lines from box scores; squads from 2026 season squads; heatmap and duels from ball-by-ball.

All figures before first ball, through Match 32 · iplfinal

blitz

WANKHEDE STADIUM

MUMBAI

CAPACITY 33,100 ENDS Tata End (N) · Garware Pavilion End (S) STRIP TONIGHT named at toss START 7:30 PM IST
SUNSET 6:58 PM · under lights from ball one AS OF Match 32

MUMBAI INDIANS v CHENNAI SUPER KINGS

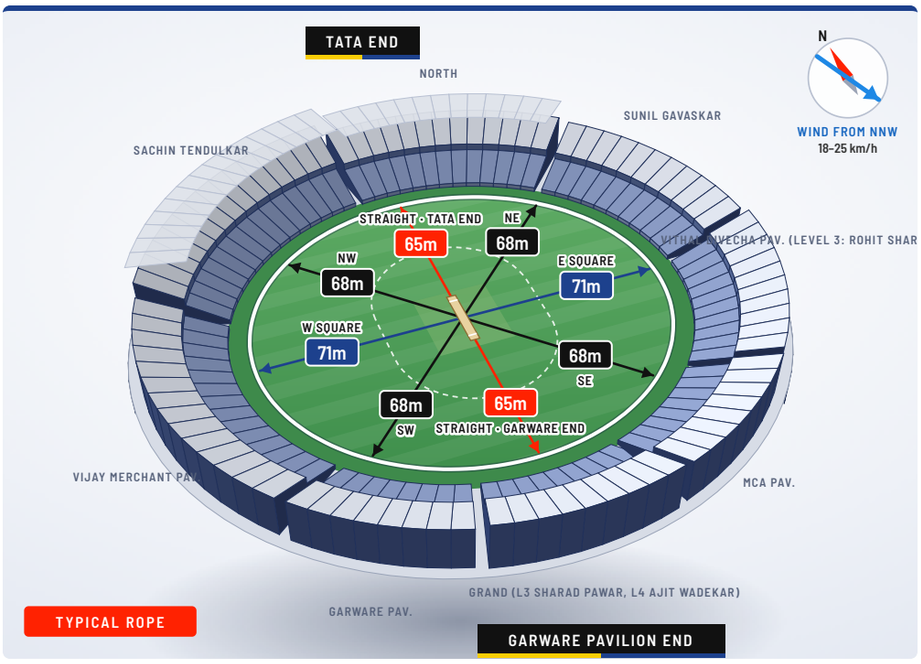

THE ROPE · TYPICAL T20 SETTING

Line	Rope	Sixes here	League
Straight within 45° of straight	65–68m	31%	41%
Square leg + off, within 45°	68–71m	61%	52%
Behind fine leg + third man	65–68m	8%	7%

THE SHORT SIDE GETS HIT
Off-centre strips bring one square boundary in. Since 2023, 61% of the 459 sixes here have gone square (52% league-wide).

OFF AND LEG, BY END
RHB at the Tata End: off side W (Pavilion), leg side E (Gavaskar, Sharma)). Flips at the Garware Pavilion End, and flips again for LHB.

BREEZE TONIGHT
From the NNW at 18–25 km/h (gusts 32), blowing from the Tata End toward the Garware Pavilion End, drifting E. Straight hits from the Tata End ride it, and so do a right-hander's leg-side hits from that end.

TONIGHT'S TAPE
Strip in use and the eight measured distances arrive at the toss; they replace the TYPICAL tags in the post-toss drop.

218 Avg 1st-innings score, 2026
3 matches · league 187

24.3 Sixes per match, 2026
league 17.3

14–10 Chase record since 2023
bowl-first calls: 23 of 24

61% Of sixes go square here
since 2023 · league 52%

HOW THE GROUND PLAYS · 2023-26 AND 2026

	Here 2026 3 matches	Here 2023–26 24 matches	League 2023–26 252 matches
Avg 1st innings	218.3	190.9	187.0
Par (avg winning 1st inns)	240.0	211.1	204.5
Highest 1st inns / chased	240 / 224	240 / 224	287 / 262
Bat first – chase wins	1–2	10–14	122–130
Toss winners bowled first	3 of 3 (2 won)	23 of 24 (13 won)	194 of 252 (124 won)
Sixes per match	24.3	19.2	16.8

RUN RATE BY PHASE · BOTH INNINGS

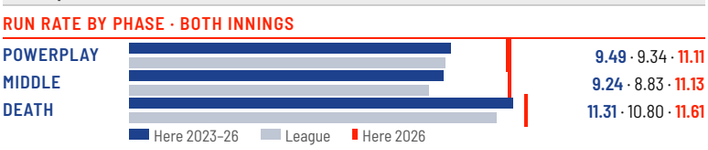

PACE VS SPIN · HERE 2023-26

PACE
10.09 econ · 69% of wkts
League 9.71, 66% · 2026 here 10.99 (489 balls)

SPIN
8.72 econ · 31% of wkts
League 8.60, 34% · 2026 here 11.47 (205 balls)

WHERE SIXES LAND · HERE 2023-26

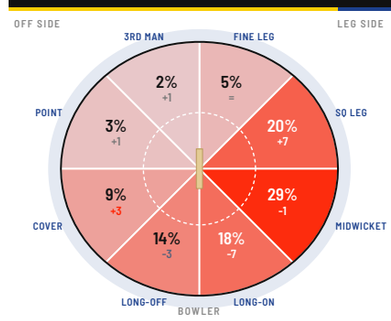

61% lg 52%
Square, both sides

49% lg 43%
Leg-side square (midwicket + square leg)

31% lg 41%
Straight (long-on + long-off)

40% 29 of 73
Over midwicket alone in 2026

Share of 459 sixes here since 2023; small figure = points vs the league share (4,231 sixes). Seen from behind the bowler, left-handers mirrored; same rope geometry as the hero.

MUMBAI INDIANS 57–38 ALL-TIME

PLAYED	2026	SINCE 2023	SETTING	CHASING
95	1–2	14–10	26–19	31–19

HIGHEST 234/5 v DC, Apr 7, 2024 LOWEST 87 v SRH, Apr 24, 2018

TONIGHT'S XI AT WANKHEDE

- **Suryakumar Yadav** 1,443 runs · SR 165 · 61 sixes · HS 103 · 42 inns — P.17
- **Hardik Pandya** 851 runs · SR 150 · 44 sixes · HS 62 · 37 wkts · econ 9.81 · 48 inns — P.19
- **Jasprit Bumrah** 65 wkts · econ 7.31 · 52 inns — P.23

CHENNAI SUPER KINGS 13–13 ALL-TIME

PLAYED	2026	SINCE 2023	SETTING	CHASING
26	none yet	2–1	4–7	9–6

HIGHEST 220/3 v KKR, Apr 21, 2021 LOWEST 79 v MI, May 5, 2013

TONIGHT'S XI AT WANKHEDE

- **Sanju Samson** 577 runs · SR 147 · 24 sixes · HS 119 · 18 inns — P.26
- **Ruturaj Gaikwad** 316 runs · SR 119 · 12 sixes · HS 69 · 11 inns — P.27
- **Mukesh Choudhary** 3 wkts · econ 7.91 · 3 inns (small sample) — P.35

Head to head at Wankhede Stadium: **MI 8**, **CSK 5** in 13 matches

CONDITIONS · HOURLY FORECAST AT THE GROUND

Hour (IST)	Temp	Humidity	Dew pt	Spread	Wind km/h	Gust
7 PM Start 7:30	**30°**	**77%**	**26°**	**4.5°**	**NNW 18**	**31**
8 PM 1st inns	30°	76%	26°	4.7°	NNW 20	23
9 PM Halfway	**30°**	**71%**	**24°**	**5.8°**	**NNW 25**	**32**
10 PM 2nd inns	30°	71%	24°	5.8°	NNW 20	32
11 PM Finish	30°	69%	24°	6.4°	N 14	26

DEW WINDOW Stays under the 80% threshold: humidity peaks at 77% at 7 PM, eases to 71% by 10 PM, and the breeze works against dew. Low risk for the side bowling second.

PITCH Match 4 on the Wankhede square in 2026 (Mar 29 KKR 220/4, MI 224/4 (19.1 ov) · Apr 12 RCB 240/4, MI 222/5 · Apr 16 MI 195/6, PBKS 198/3 (16.3 ov)). Strip named at the toss; pitch report is post-toss.

TONIGHT'S FIT · GROUND FEATURES TO PLAYERS

SHORT SQUARE BOUNDARY — P.14
61% of sixes here go square (league 52%). Quinton de Kock hits 71% of his 142 IPL sixes square, 66% on the leg side.

SPIN HAS BEEN CHEAPER HERE — P.21
Spin 8.72, pace 10.09 since 2023 (2026 has run the other way: spin 11.47, pace 10.99.) Mitch Santner: 9 wickets at an economy of 6.72 in 10 innings at Wankhede.

BREEZE DOWN THE STRIP — P.30
Tonight's NNW wind (18–25 km/h) runs toward the Garware Pavilion End. Dewald Brevis sends 51% of his 35 IPL sixes straight; batting at the Tata End, he has it at his back.

Six direction: career IPL sixes, minimum 30. Venue bowling: minimum 60 balls at the ground. Probable XIs from each side's last match.

Through Match 32 · iplfinal · Rope: https://cricketboundary.com/grounds/wankhede/ (IPL broadcast boundary graphic, T20 rope, both-end average; radii not recorded); 64–68 m square / 68–7 Phases 1–6 · 7–15 · 16–20

CAPTAINCY & TACTICS

blitz

Mumbai Indians vs. Chennai Super Kings • Match 33 • Wankhede Stadium • Thursday, April 23, 2026 • Pre-toss • Through Match 32

Captain record AS CAPTAIN, BEFORE TONIGHT

MUMBAI INDIANS CAPTAIN

HARDIK PANDYA (C)

IPL-WINNING CAPTAIN, 2022

HEAD COACH **Mahela Jayawardene** · 2017–22, 2025–26 · 60-53 with MI · titles 2017, 2019, 2020

AS CAPTAIN	M	W-L	WIN %	
IPL career	**65**	**37-28**	**56.9**	MI 2024–26 · GT 2022–23
MI 2024–26	34	15-19	44.1	
GT 2022–23	31	22-9	71.0	
2026	5	2-3	40.0	Missed Apr 4 v DC, Suryakumar Yadav led
vs CSK	6	3-3	50.0	
At Wankhede Stadium	22	12-10	54.5	
Playoffs	7	4-3	57.1	2022 (won final), 2023 (lost final), 2025

CHENNAI SUPER KINGS CAPTAIN

RUTURAJ GAIKWAD (C)

10-15 AS CAPTAIN · 2-0 VS MI

HEAD COACH **Stephen Fleming** · 2009–15, 2018–26 · 135-108 with CSK · titles 2010, 2011, 2018, 2021, 2023

AS CAPTAIN	M	W-L	WIN %	
IPL career	**25**	**10-15**	**40.0**	CSK 2024–26
2026	6	2-4	33.3	Led all 6
vs MI	2	2-0	100.0	
At Wankhede Stadium	1	1-0	100.0	
Playoffs	–	–	–	No playoff games as captain

Toss 2026 DECISIONS AND RESULTS

TOSSES WON	CHOSE TO FIELD	AFTER FIELDING	LOST THE TOSS	CAREER: FIELDED
3 of 6 2026	3 of 3 batted 0	1-2 never batted	1-2 opp. fielded 3/3	31 of 38 16-15 after · bat 4-3

IF MI BAT FIRST: **1-2** in 2026 · **17-12** as captain

IF MI CHASE: **1-2** in 2026 · **20-16** as captain

TOSSES WON	CHOSE TO FIELD	AFTER FIELDING	LOST THE TOSS	CAREER: FIELDED
2 of 6 2026	2 of 2 batted 0	0-2 never batted	2-2 opp. fielded 4/4	8 of 8 2-6 after

IF CSK BAT FIRST: **2-2** in 2026 · **6-6** as captain

IF CSK CHASE: **0-2** in 2026 · **4-9** as captain

Impact Player EVERY 2026 SUBSTITUTION

▲ batter in ▲ bowler in · bold = 30+ runs or 3+ wickets

MATCH	IN	OUT	SITUATION · WHEN	SUB DID
W Mar 29 KKR	▲ **S Yadav**	J Bumrah	CHASE Inn 2 · ov 12	16 (8)
L Apr 4 DC	▲ **M Markande**	R Sharma	BAT 1ST Inn 2 · after ov 5	2-20-0
L Apr 7 RR	▲ **S Rutherford**	A Ghazanfar	CHASE Inn 2 · after ov 5	25 (8)
L Apr 12 RCB	▲ **S Rutherford**	M Markande	CHASE Inn 2 · ov 13	**71* (31)**
L Apr 16 PBKS	▲ **A Ghazanfar**	S Yadav	BAT 1ST Inn break	4-31-2
W Apr 20 GT	▲ **A Kumar**	S Rutherford	BAT 1ST Inn break	**4-24-4**

Bowler in when batting first (3 of 3: Markande, Ghazanfar, Kumar); **Batter in when chasing** (3 of 3: Yadav, Rutherford ×2).

MATCH	IN	OUT	SITUATION · WHEN	SUB DID
L Mar 30 RR	▲ **S Khan**	A Mhatre	BAT 1ST Inn 1 · ov 4	17 (12)
L Apr 3 PBKS	▲ **R Chahar**	K Sharma	BAT 1ST Inn break	4-46-0
L Apr 5 RCB	▲ **K Sharma**	K Ahmed	CHASE Inn 1 · ov 16	6 (3)
W Apr 11 DC	▲ **A Hosein**	A Mhatre	BAT 1ST Inn break	2-20-0
W Apr 14 KKR	▲ **A Hosein**	A Mhatre	BAT 1ST Inn break	4-26-1
L Apr 18 SRH	▲ **A Mhatre**	G Singh	CHASE Inn 2 · ov 2	**30 (13)**

Bowler in when batting first (3 of 4: Chahar, Hosein ×2); **Batter in when chasing** (2 of 2: Sharma, Mhatre).

Bowling allocation WHO BOWLS WHEN, 2026 · BOWLERS ORDERED BY AVERAGE OVER

	POWERPLAY 1–6						MIDDLE 7–15									DEATH 16–20					Ov	W
	1	2	3	4	5	6	7	8	9	10	11	12	13	14	15	16	17	18	19	20		
Bhagat †				1		1															2	0
Chahar	3		1					1						1			1				6.3	1
Pandya c		3		3				1		2				1	1			1	1		13	3
Ghazanfar			2		1	1	1	1	3		1	1			1	1					12.5	6
Santner				1	1		2	1	1	2		1				1					10	4
Boult	2		2							1			1	1		1				1	9	1
Markande							1	2				2									5	0
Bumrah	1	3	1	1	1	3	1			1		1	2	1	1	1	1	1	1	1	22	1
Kumar					1						1		1		1						4	4
Thakur					2	1	1		1		3		1	1	1	1	1	1			14	6
Bosch									1		1						1		1		3.1	1

Cell = matches bowling that over, of 6 | pace | spin | c captain † part-timer

BOWLERS / INN	BOWLERS USED	PART-TIMER OVERS	SPIN OVERS IN PP
5.8 range 5–6	11 in 6 matches	2 Bhagat	6 1.0/match · T-4th of 10

WHO BOWLS THE **19th** (3 inn) Pandya 1, Bosch 1, Bumrah 1 · **20th** (2 inn) Bumrah 1, Boult 1

Pandya bowls himself in the PP: 5 of 5 matches, 6 of his 13 overs.

	POWERPLAY 1–6						MIDDLE 7–15									DEATH 16–20					Ov	W
	1	2	3	4	5	6	7	8	9	10	11	12	13	14	15	16	17	18	19	20		
Choudhary		1				1															2	2
Short †	1		1		1								1								3.1	0
K Ahmed	3	2	3	1	2	2				1		1				1	1				16.5	2
Hosein	1		1			1		1		1		1									6	1
Henry	1	2	1	1	1							1		1	1			1			10	2
N Ahmad						1	3	1	2	2	4	1	2	1	2	1	1				21	4
Kamboj		1		4	2	1	2		1			1					1	4	1	4	21.4	13
Chahar								1		1			1			1					4	0
Dube											1		1								2	1
Singh							1		2	1		1		1	1		2		1		9.1	2
Overton								3	1		1		1	2	1	2	1		3		15	8

Cell = matches bowling that over, of 6 | pace | spin | c captain † part-timer

BOWLERS / INN	BOWLERS USED	PART-TIMER OVERS	SPIN OVERS IN PP
5.8 range 5–6	11 in 6 matches	3 Short	7 1.2/match · 3rd of 10

WHO BOWLS THE **19th** (5 inn) Overton 3, Kamboj 1, Singh 1 · **20th** (4 inn) Kamboj 4

Gaikwad does not bowl. Heaviest loads: Kamboj 21.4, N Ahmad 21 overs.

Batting order · DRS · Timeouts 2026

BATTING ORDER · TOP 7 BY ARRIVAL

fixed | promoted | demoted

	KKR Mar 29	DC Apr 4	RR Apr 7	RCB Apr 12	PBKS Apr 16	GT Apr 20
1	Sharma	Sharma	Sharma	Sharma	de Kock	de Kock
2	Rickelton	Rickelton	Rickelton	Rickelton	Rickelton	Malewar
3	Yadav	**Varma**	Yadav	Yadav	Yadav	**Dhir**
4	Varma	Yadav	Varma	Varma	**Dhir**	Yadav
5	Pandya	**Rutherford**	Pandya	Pandya	Pandya	Varma
6	Dhir	Dhir	Dhir	Rutherford	Rutherford	Pandya
7	–	Santner	Rutherford	Dhir	Varma	Rutherford

6 orders in 6 matches. Fixed: none. Varma usually #4, 3 moves; Dhir usually #6, 3 moves.

DRS 2026

REVIEWS	USED	OVERTURNED	UMP. CALL	LOST
Batting	2	0	0	2
Fielding	1	0	0	1

0% overturned · T-9th of 10 · league 17%

STRATEGIC TIMEOUTS after over

FIELDING avg 7.8: 1 (6), 1 (7), 1 (8), 2 (9)

BATTING avg 15.1: 1 (13), 2 (14), 2 (15), 2 (16)

BATTING ORDER · TOP 7 BY ARRIVAL

fixed | promoted | demoted

	RR Mar 30	PBKS Apr 3	RCB Apr 5	DC Apr 11	KKR Apr 14	SRH Apr 18
1	**Samson**	**Samson**	**Samson**	**Samson**	**Samson**	**Samson**
2	**Gaikwad**	**Gaikwad**	**Gaikwad**	**Gaikwad**	**Gaikwad**	**Gaikwad**
3	**Mhatre**	**Mhatre**	**Mhatre**	**Mhatre**	**Mhatre**	**Mhatre**
4	Short	Dube	**Khan**	Dube	Brevis	Short
5	Khan	Sharma	Sharma	–	Khan	Khan
6	Sharma	Khan	Dube	–	Dube	Brevis
7	Dube	Veer	Veer	–	Overton	Dube

6 orders in 6 matches. Fixed: #1 Samson, #2 Gaikwad, #3 Mhatre. Dube usually #4, 4 moves; Khan usually #5 (#6 v PBKS, #4 v RCB).

DRS 2026

REVIEWS	USED	OVERTURNED	UMP. CALL	LOST
Batting	2	0	0	2
Fielding	6	1	1	4

12% overturned · 8th of 10 · league 17%

STRATEGIC TIMEOUTS after over

FIELDING avg 7.9: 1 (6), 3 (8), 2 (9)

BATTING avg 14.0: 2 (13), 2 (14), 1 (15), 1 (16)

Tendencies MINIMUM 3 CHANCES, 75% OR BETTER

MUMBAI INDIANS

- Impact sub by situation: bowler in when batting first (3 of 3); batter in when chasing (3 of 3).
- Pandya has bowled himself in the powerplay in all 5 matches he bowled.

CHENNAI SUPER KINGS

- Gaikwad has chosen to field in all 8 tosses won as captain, 2-6 after.
- Samson, Gaikwad, Mhatre have batted 1-2-3 in all 6 matches.

All figures through Match 32 · iplfinal: captain per match from team sheets; subs, reviews and sessions from match ledgers

Timeouts by IPL window: fielding side overs 6–9, batting side 13–16 · DRS overturned = review won; umpire's call keeps the review

MI BATTING

FACES CSK BOWLING P.11

blitz

Mumbai Indians vs. Chennai Super Kings • Match 33 • Wankhede Stadium • Thursday, April 23, 2026

2026 season · through Match 32 (Apr 22)

Form LAST 5 INNINGS, OLDEST TO LATEST

V DC	V RR	V RCB	V PBKS	V GT
APR 4	APR 7	APR 12	APR 16	APR 20
162/6 (20 ov)	123/9 (11 ov)	222/5 (20 ov)	195/6 (20 ov)	199/5 (20 ov)
RR 8.10 SET	RR 11.18 CHASE	RR 11.10 CHASE	RR 9.75 SET	RR 9.95 SET
Match 8	Reduced to 11 overs	Target 241	Match 24	Match 30
L	L	L	L	W

Snapshot 2026 SEASON, LEAGUE RANK IN SUPERSCRIPT

RUN RATE	AVG 1ST-INNS TOTAL	WKTS LOST / INN	BOUNDARY %	DOT %	SIXES / MATCH	200+ TOTALS
10.20 4th	185 5th	5.8 4th	23.6 3rd	30.0 3rd	9.7 4th	2 made T-5th
league 9.71	league 188 · 3 inn	league 6.3	league 21.7	league 32.4	league 8.8	conceded 2 · league 2.4

Run rate by over 2026 AVERAGE, OVERS 1-20, WITH PHASE TABLE

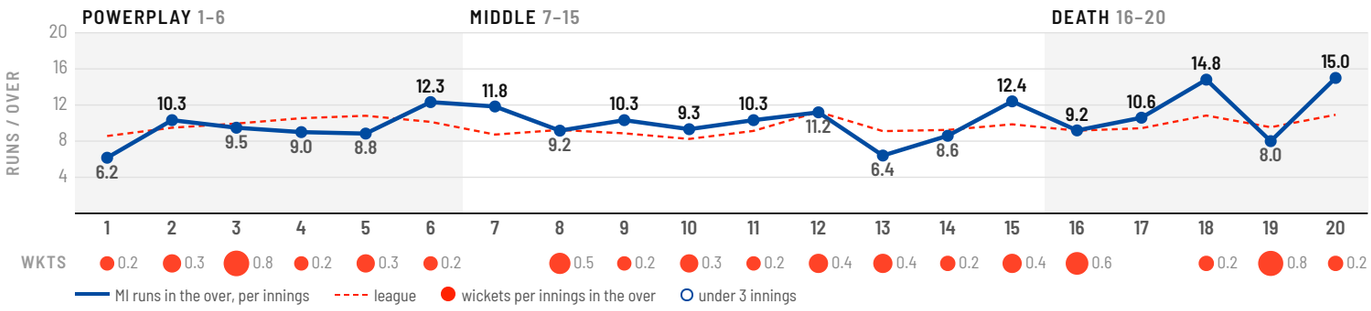

PHASE	RUN RATE	LG	WKTS LOST / INN	LG	DOT %	LG	BDRY %	LG	AVG SCORE AT END OF PHASE	LG
Powerplay 1–6	9.36 7th	9.92	2.0 T-7th	1.7	41.2 4th	40.9	23.6 7th	26.0	**55/1.4** at 6 · 5 inn	59/1.6
Middle 7–15	9.98 4th	9.31	2.3 T-4th	2.6	24.7 3rd	27.9	21.0 3rd	18.6	**143/3.4** at 15 · 5 inn	142/4.2
Death 16–20	11.92 3rd	10.25	1.8 T-3rd	2.2	24.1 1st	29.6	29.0 3rd	22.3	**194/5.5** at 20 · 4 inn	197/6.5

Setting & chasing 2026 RESULTS BY INNINGS

SETTING

batting first, 2026

BATTING FIRST	AVG TOTAL	VS PAR	HIGHEST
1-2	185 5th	-3	199/5
33% won	league 188	par 188: league avg 1st	v GT, Apr 20

TOTAL	INN	W-L	INNINGS
Under 170	1	0-1	162 v DC
170–199	2	1-1	195 v PBKS, 199 v GT
200+	0	–	–

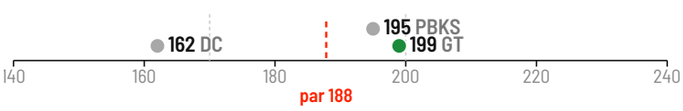

CHASING

by opposition total and required rate

CHASING	HIGHEST CHASED	AT 10 OVERS
1-2	224/4	110/1.0
33% won	target 221 v KKR, Mar 29	league 95/2.7

OPP. TOTAL	INN	W-L	TARGETS
Under 170	0	–	–
170–199	0	–	–
200+	2	1-1	221 v KKR, 241 v RCB

NEEDING AFTER 10	INN	W-L	REQUIRED RATE
Under 9	0	–	–
9–11	1	1-0	9.9 v KKR
Over 11	1	0-1	14.2 v RCB

Reduced-overs innings left out of totals and bands: Match 13 v RR (11 overs).

Where the runs come from · vs bowling type 2026

RUNS BY BATTING POSITION

share of runs off the bat, by arrival order

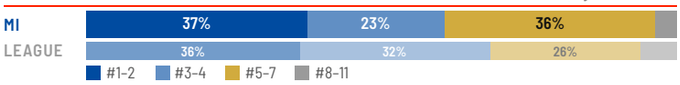

PARTNERSHIPS

AVG OPENING STAND	50+ OPENING STANDS	MOST-USED PAIR
45 3rd	2 of 6	4 inn
league 37	best 148	Sharma & Rickelton · avg 62

COLLAPSES

3+ wickets lost in the powerplay

2 of 6 innings T-7th · league 27% of innings · Apr 7 v RR 60/5, **Apr 20 v GT 46/3**

VS BOWLING TYPE

team aggregate

BOWLING	BALLS	RUN RATE	LG	DOT %	LG	BALLS / WKT	LG
Pace	**444**	**10.30** 3rd	9.95	**33.3** 4th	34.2	**18.5** 7th	18.1
Right-arm pace	366	10.77 3rd	10.06	32.5 4th	34.2	21.5 3rd	17.5
Left-arm pace	78	8.08 8th	9.53	37.2 9th	34.1	11.1 10th	21.3
Spin	**217**	**10.01** 3rd	9.18	**23.0** 2nd	28.5	**27.1** 2nd	21.3
Finger spin	79	8.20 9th	8.85	26.6 2nd	31.7	26.3 3rd	19.2
Wrist spin	138	11.04 3rd	9.46	21.0 3rd	25.8	27.6 3rd	23.5

RUNNING BETWEEN THE WICKETS

RUNS FROM 2S & 3S	RUN-OUTS SUFFERED
7.5% 8th	3 T-8th
of runs off the bat · league 7.9%	0.5 a match · league 0.3

Phase clash · Tendencies MI BATTING V CSK BOWLING · FULL CSK ATTACK P.11

edge = better-ranked unit on run rate · bat ranks: most runs, fewest wkts lost

POWERPLAY 1–6 — EDGE CSK

	RUNS / OVER	WKTS / INN
MI BAT	9.36 7th	2.0 T-7th
CSK BOWL	10.28 T-5th	1.3 7th
LEAGUE	9.92	1.7

MIDDLE 7–15 — EDGE MI

	RUNS / OVER	WKTS / INN
MI BAT	9.98 4th	2.3 T-4th
CSK BOWL	9.54 8th	2.8 4th
LEAGUE	9.31	2.6

DEATH 16–20 — EDGE MI

	RUNS / OVER	WKTS / INN
MI BAT	11.92 3rd	1.8 T-3rd
CSK BOWL	11.54 10th	2.2 T-5th
LEAGUE	10.25	2.2

MUMBAI INDIANS BATTING TENDENCIES

only splits with 30+ balls and 3+ innings

- Batters #5–7 score 36% of the runs off the bat (league 26%).
- Against finger spin: 8.20 an over from 79 balls, 9th of 10 (league 8.85).
- Death (16–20) run rate 11.92, 3rd of 10 (league 10.25).

League rank of 10 in superscript, 1st = best (red = top 3); grey figures and Lg columns = league average. Grey rows: under 30 balls or 3 innings. Green = won, grey = lost. Team rates include extras; totals, bands and end-of-phase scores use full 20-over innings.

Through Match 32 · iplfinal ball-by-ball · Phases: powerplay 1–6 · middle 7–15 · death 16–20

MI BOWLING

FACES CSK BATTING p.10

blitz

Mumbai Indians attack vs. Chennai Super Kings • Match 33 • Wankhede Stadium • Thursday, April 23, 2026

As of Match 32 · 6 innings bowled

Form — LAST 5 BOWLING INNINGS · CONCEDED · ECON · RESULT

Apr 4 DC (D)	Apr 7 RR (B)	Apr 12 RCB (B)	Apr 16 PBKS (D)	Apr 20 GT (D)
164/4	150/3	240/4	198/3	100/10
18.1 ov · econ **9.03**	11 ov · econ **13.64**	20 ov · econ **12.00**	16.3 ov · econ **12.00**	15.5 ov · econ **6.32**
Defending 162	Bowling first	Bowling first	Defending 195	Defending 199
LOST BY 6 WICKETS	LOST BY 27 RUNS	LOST BY 18 RUNS	LOST BY 7 WICKETS	WON BY 99 RUNS

2026 WITH THE BALL

2-4

Bowling first (B)	1-2
Defending (D)	1-2

Snapshot — 2026 SEASON, 6 INNINGS

Superscript league rank of 10 (1st = best for the bowling side) · lg league average

ECONOMY	AVERAGE	STRIKE RATE	DOT %	BOUNDARY % CONCEDED	WICKETS / INN	EXTRAS / INN (WD + NB)
10.52 10th	39.56 9th	22.6 9th	32.2 7th	25.5 10th	4.5 10th	7.8 9th
League **9.57**	League **30.33**	League **19.0**	League **34.1**	League **21.7**	League **5.9**	League **6.6**

Economy by over — EVERY OVER OF THE SEASON VS THE LEAGUE · PHASE TABLE

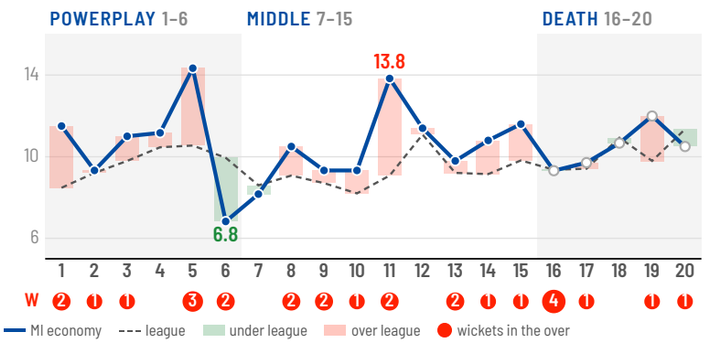

PHASE	ECON	WKTS	BALLS / WKT	DOT %	BDRY %
POWERPLAY OVERS 1–6	10.69 8th lg 9.74	9 T-5th 1.5/inn · lg 1.6	24.0 T-5th lg 22.5	39.8 6th lg 42.9	29.6 9th lg 26.0
MIDDLE OVERS 7–15	10.50 10th lg 9.21	11 10th 1.8/inn · lg 2.5	27.3 9th lg 21.0	27.3 8th lg 29.1	23.3 10th lg 18.6
DEATH OVERS 16–20	10.19 6th lg 10.11	7 10th 1.2/inn · lg 1.8	13.3 6th lg 13.2	30.1 7th lg 31.7	22.6 6th lg 22.3

Best-ranked phase: **Death**, 10.19 an over: 6th of 10 (league 10.11).

Worst-ranked phase: **Middle**, 10.50 an over: 10th of 10 (league 9.21).

Bowling first · Defending — SETTING THE CHASE VS PROTECTING A TOTAL

BOWLING FIRST

opposition batting first · **3** innings

OPP. AVG TOTAL	HELD UNDER 170	HELD UNDER 200	W-L
203 8th	1 of 3 T-4th	1 of 3 T-8th	1-2 T-7th
League **187**	League **34%**	League **56%**	League chasers **55%**

MATCH	OPP. TOTAL	RESULT
W Mar 29 v **KKR**	**220/4**	by 6 wickets
L Apr 7 v **RR**	**150/3**	by 27 runs
L Apr 12 v **RCB**	**240/4**	by 18 runs

Rank 1st = lowest opposition total / most totals held.

ECONOMY BY PHASE

bowling first vs defending

PHASE	BOWLING FIRST	DEFENDING	SEASON
Powerplay	13.17 9th lg 9.55	8.22 3rd lg 9.92	10.69 8th lg 9.74
Middle	11.52 9th lg 9.35	9.63 9th lg 9.06	10.50 10th lg 9.21
Death	10.50 T-6th lg 10.04	9.64 3rd lg 10.19	10.19 6th lg 10.11

DEFENDING

1-2 in 3 innings

TOTAL SET	UNDER 160	160–179	180–199	200–219	220+
MI W-L	–	0-1	1-1	–	–
League W-L	2-5	0-4	3-3	4-4	5-1
League defend %	29%	0%	50%	50%	83%

LOWEST DEFENDED	HIGHEST NOT DEFENDED	DEATH ECON DEFENDING
199 v GT	195 v PBKS	9.64 3rd
League low **150** (RR v MI)	Apr 16 · by 7 wickets	League **10.19** · ov 16–20

OVERS 16–20 WHEN DEFENDING

chase equation entering over 16

Apr 4 v DC — CHASED	Apr 16 v PBKS — CHASED	Apr 20 v GT — HELD
NEED 25/30	NEED 24/30	NEED 101/30
GAVE 26/19	GAVE 26/9	GAVE 1/5
7 wickets in hand	8 wickets in hand	2 wickets in hand

Attack mix · Vs hand · Discipline — HOW WELL THEY BOWL, NOT WHO IS CHOSEN

PACE VS SPIN

share of overs and economy by phase

PHASE	SHARE OF OVERS PACE · SPIN	PACE ECON	SPIN ECON
Powerplay	83% / 17%	10.43 8th lg 9.73	12.00 6th lg 9.77
Middle	60% / 40%	10.93 10th lg 9.51	9.85 9th lg 8.93
Death	88% /	10.98 9th lg 10.31	4.36 lg 8.76
Season	73% / 27%	**10.74** 9th lg 9.82	**9.95** 9th lg 9.04

TOP 5 BY OVERS

who bowls when: Captaincy p.7

BOWLER	OVERS	ECON LG 9.57	WKTS	CARD
Jasprit Bumrah	22	8.14 12th	1	p.23
Shardul Thakur	14	13.57 54th	6	no card
Hardik Pandya	13	11.69 52nd	3	p.19
AM Ghazanfar	12.5	9.35 30th	6	p.24
Mitch Santner	10	8.10 11th	4	p.21

Econ rank among bowlers with 10+ overs, as on the player cards · pace / spin by main type.

VS BATTER HAND

2026 · bowler's line by player: see cards

VS	BALLS	ECON	BALLS / WKT	DOT %
Right-handers	451 (74%)	10.64 10th lg 9.39	22.6 8th lg 18.6	30.4 8th lg 33.6
Left-handers	158 (26%)	10.18 7th lg 9.91	22.6 8th lg 19.9	37.3 4th lg 35.1

1 left-hander in CSK's projected top 7 tonight

1 Samson | 2 Gaikwad | 3 Mhatre | 4 Short | 5 Khan | 6 Brevis | 7 Dube

PACE AND SPIN VS HAND

economy

TYPE	VS RIGHT-HANDERS	VS LEFT-HANDERS
Pace	10.61 9th lg 9.68	11.05 10th lg 10.06
Spin	10.71 10th lg 8.79	6.75 1st lg 9.54

DISCIPLINE

per match · rank: fewest = 1st

WIDES	NO-BALLS	FREE HITS	RUNS OFF FREE HITS
7.3 10th	0.5 7th	0.5 T-7th	1.2 T-8th
League **5.7**	League **0.4**	League **0.4**	League **0.6**

Phase clash · Tendencies — CSK BATTING P.10 MIRRORS THIS STRIP

PHASE CLASH

CSK batting vs MI bowling · runs an over

POWERPLAY 1–6	MIDDLE 7–15	DEATH 16–20
CSK BAT 10.44 4th b/wkt 16.6 10th	CSK BAT 8.52 8th b/wkt 23.1 4th	CSK BAT 9.48 7th b/wkt 16.0 4th
MI BOWL 10.69 8th b/wkt 24.0 T-5th	MI BOWL 10.50 10th b/wkt 27.3 9th	MI BOWL 10.19 6th b/wkt 13.3 6th
Clash **11.40** an over · lg 9.74	Clash **9.81** an over · lg 9.21	Clash **9.57** an over · lg 10.11
◀ CSK BATTING EDGE		MI BOWLING EDGE ▶

Clash = batting rate + bowling rate − league rate. Same strip, same orientation, on the batting page.

TENDENCIES

league-relative, 2026

- Most wides per match in the league: 7.3 (league 5.7).
- Highest boundary rate conceded in the league: 25.5% of balls (league 21.7).
- Worst middle-overs economy in the league: 10.50 an over (league 9.21).

Through Match 32 · iplfinal ball-by-ball · rates exclude byes and leg-byes (Fielding p.12) · bowlers' wickets · form strip = scoreboard

Phases: powerplay 1–6 · middle 7–15 · death 16–20 · grey / hollow = under 30 balls or 3 inn

CSK BATTING

FACES MI BOWLING P.9

blitz

Mumbai Indians vs. Chennai Super Kings • Match 33 • Wankhede Stadium • Thursday, April 23, 2026

2026 season · through Match 32 (Apr 22)

Form LAST 5 INNINGS, OLDEST TO LATEST

V PBKS	V RCB	V DC	V KKR	V SRH
APR 3	APR 5	APR 11	APR 14	APR 18
209/5 (20 ov)	207 (19.4 ov)	212/2 (20 ov)	192/5 (20 ov)	184/8 (20 ov)
RR 10.45 SET	RR 10.53 CHASE	RR 10.60 SET	RR 9.60 SET	RR 9.20 CHASE
Match 7	Target 251	Match 18	Match 22	Target 195
L	L	W	W	L

Snapshot 2026 SEASON, LEAGUE RANK IN SUPERSCRIPT

RUN RATE	AVG 1ST-INNS TOTAL	WKTS LOST / INN	BOUNDARY %	DOT %	SIXES / MATCH	200+ TOTALS
9.48 6th	185 6th	6.5 T-7th	20.7 6th	33.2 5th	7.5 7th	3 made T-3rd
league 9.71	league 188 · 4 inn	league 6.3	league 21.7	league 32.4	league 8.8	conceded 2 · league 2.4

Run rate by over 2026 AVERAGE, OVERS 1-20, WITH PHASE TABLE

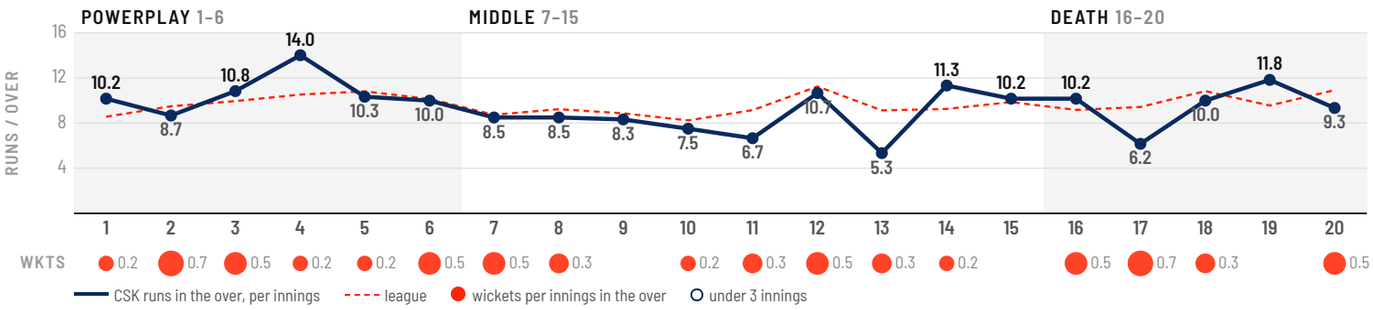

PHASE	RUN RATE	LG	WKTS LOST / INN	LG	DOT %	LG	BDRY %	LG	AVG SCORE AT END OF PHASE	LG
Powerplay 1–6	10.67 4th	9.92	2.2 10th	1.7	38.9 2nd	40.9	27.3 4th	26.0	**64/2.2** at 6 · 6 inn	59/1.6
Middle 7–15	8.56 8th	9.31	2.3 T-4th	2.6	32.1 9th	27.9	16.7 8th	18.6	**141/4.5** at 15 · 6 inn	142/4.2
Death 16–20	9.72 7th	10.25	2.0 6th	2.2	28.4 4th	29.6	19.9 8th	22.3	**199/4.8** at 20 · 4 inn	197/6.5

Setting & chasing 2026 RESULTS BY INNINGS

SETTING

batting first, 2026

BATTING FIRST	AVG TOTAL	VS PAR	HIGHEST
2-2	185 6th	-3	212/2
50% won	league 188	par 188: league avg 1st	v DC, Apr 11

TOTAL	INN	W-L	INNINGS
Under 170	1	0-1	127 v RR
170–199	1	1-0	192 v KKR
200+	2	1-1	209 v PBKS, 212 v DC

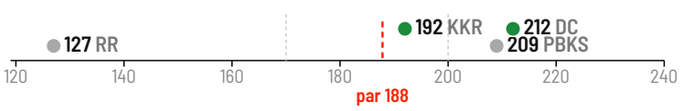

CHASING

by opposition total and required rate

CHASING	HIGHEST CHASED	AT 10 OVERS
0-2	–	110/4.5
0% won	no successful chase	league 95/2.7

OPP. TOTAL	INN	W-L	TARGETS
Under 170	0	–	–
170–199	1	0-1	195 v SRH
200+	1	0-1	251 v RCB

NEEDING AFTER 10	INN	W-L	REQUIRED RATE
Under 9	1	0-1	8.4 v SRH
9–11	0	–	–
Over 11	1	0-1	14.2 v RCB

Where the runs come from · vs bowling type 2026

RUNS BY BATTING POSITION

share of runs off the bat, by arrival order

	#1–2	#3–4	#5–7	#8–11
CSK	26%	37%	22%	14%
LEAGUE	36%	32%	26%	

PARTNERSHIPS

AVG OPENING STAND	50+ OPENING STANDS	MOST-USED PAIR
23 9th	1 of 6	6 inn
league 37	best 62	Samson & Gaikwad · avg 23

COLLAPSES

3+ wickets lost in the powerplay

3 of 6 innings 10th · league 27% of innings · Mar 30 v RR 41/4, Apr 5 v RCB 77/3, Apr 18 v SRH 76/3

VS BOWLING TYPE

team aggregate

BOWLING	BALLS	RUN RATE	LG	DOT %	LG	BALLS / WKT	LG
Pace	**500**	**10.24** 4th	9.95	**32.6** 3rd	34.2	**18.5** 6th	18.1
Right-arm pace	404	10.13 6th	10.06	32.2 3rd	34.2	16.8 7th	17.5
Left-arm pace	96	10.69 3rd	9.53	34.4 3rd	34.1	32.0 2nd	21.3
Spin	**216**	**7.72** 9th	9.18	**34.7** 9th	28.5	**19.6** 7th	21.3
Finger spin	108	8.44 T-7th	8.85	37.0 9th	31.7	15.4 9th	19.2
Wrist spin	108	7.00 10th	9.46	32.4 10th	25.8	27.0 T-4th	23.5

RUNNING BETWEEN THE WICKETS

RUNS FROM 2S & 3S	RUN-OUTS SUFFERED
8.2% 4th	1 T-2nd
of runs off the bat · league 7.9%	0.2 a match · league 0.3

Phase clash · Tendencies CSK BATTING V MI BOWLING · FULL MI ATTACK P.9

edge = better-ranked unit on run rate · bat ranks: most runs, fewest wkts lost

POWERPLAY 1–6 — EDGE CSK

	RUNS / OVER	WKTS / INN
CSK BAT	10.67 4th	2.2 10th
MI BOWL	10.72 8th	1.7 5th
LEAGUE	9.92	1.7

MIDDLE 7–15 — EDGE CSK

	RUNS / OVER	WKTS / INN
CSK BAT	8.56 8th	2.3 T-4th
MI BOWL	10.54 10th	1.8 10th
LEAGUE	9.31	2.6

DEATH 16–20 — EDGE MI

	RUNS / OVER	WKTS / INN
CSK BAT	9.72 7th	2.0 6th
MI BOWL	10.26 5th	1.4 10th
LEAGUE	10.25	2.2

CHENNAI SUPER KINGS BATTING TENDENCIES

only splits with 30+ balls and 3+ innings

- Lost 3+ powerplay wickets in 3 of 6 innings, 10th of 10 (league 27% of innings).
- Against wrist spin: 7.00 an over from 108 balls, 10th of 10 (league 9.46).
- Batters #1–2 score 26% of the runs off the bat (league 36%).

League rank of 10 in superscript, 1st = best (red = top 3); grey figures and Lg columns = league average. Grey rows: under 30 balls or 3 innings. Green = won, grey = lost. Team rates include extras; totals, bands and end-of-phase scores use full 20-over innings.

Through Match 32 · iplfinal ball-by-ball · Phases: powerplay 1–6 · middle 7–15 · death 16–20

CSK BOWLING

FACES MI BATTING p.8

blitz

Chennai Super Kings attack vs. Mumbai Indians • Match 33 • Wankhede Stadium • Thursday, April 23, 2026

As of Match 32 · 6 innings bowled

Form — LAST 5 BOWLING INNINGS · CONCEDED · ECON · RESULT

Apr 3 PBKS (D)	Apr 5 RCB (B)	Apr 11 DC (D)	Apr 14 KKR (D)	Apr 18 SRH (B)
210/5	250/3	189/10	160/7	194/9
18.4 ov · econ **11.25**	20 ov · econ **12.50**	20 ov · econ **9.45**	20 ov · econ **8.00**	20 ov · econ **9.70**
Defending 209	Bowling first	Defending 212	Defending 192	Bowling first
LOST BY 5 WICKETS	LOST BY 43 RUNS	WON BY 23 RUNS	WON BY 32 RUNS	LOST BY 10 RUNS

2026 WITH THE BALL

2-4

Bowling first (B)	0-2
Defending (D)	2-2

Snapshot — 2026 SEASON, 6 INNINGS

Superscript league rank of 10 (1st = best for the bowling side) · lg league average

ECONOMY	AVERAGE	STRIKE RATE	DOT %	BOUNDARY % CONCEDED	WICKETS / INN	EXTRAS / INN (WD + NB)
10.01 9th	31.69 5th	19.0 5th	33.4 5th	22.9 9th	5.8 6th	6.0 4th
League **9.57**	League **30.33**	League **19.0**	League **34.1**	League **21.7**	League **5.9**	League **6.6**

Economy by over — EVERY OVER OF THE SEASON VS THE LEAGUE · PHASE TABLE

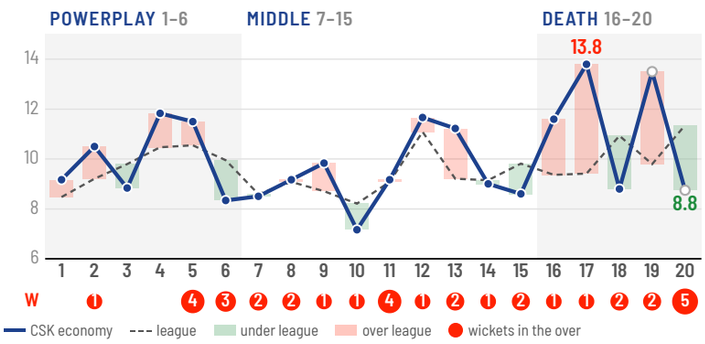

PHASE	ECON	WKTS	BALLS / WKT	DOT %	BDRY %
POWERPLAY OVERS 1–6	10.03 5th lg 9.74	8 7th 1.3/inn · lg 1.6	27.0 7th lg 22.5	40.3 5th lg 42.9	26.4 5th lg 26.0
MIDDLE OVERS 7–15	9.36 8th lg 9.21	16 T-3rd 2.7/inn · lg 2.5	19.2 3rd lg 21.0	29.0 4th lg 29.1	18.2 5th lg 18.6
DEATH OVERS 16–20	11.37 10th lg 10.11	11 T-5th 1.8/inn · lg 1.8	12.9 5th lg 13.2	32.4 5th lg 31.7	27.5 10th lg 22.3

Best-ranked phase: **Powerplay**, 10.03 an over: 5th of 10 (league 9.74).

Worst-ranked phase: **Death**, 11.37 an over: 10th of 10 (league 10.11).

Bowling first · Defending — SETTING THE CHASE VS PROTECTING A TOTAL

BOWLING FIRST

opposition batting first · **2** innings

OPP. AVG TOTAL	HELD UNDER 170	HELD UNDER 200	W-L
222 9th	0 of 2 9th	1 of 2 T-5th	0-2 9th
League 187	League 34%	League 56%	League chasers 55%

MATCH	OPP. TOTAL	RESULT
L Apr 5 v **RCB**	**250/3**	by 43 runs
L Apr 18 v **SRH**	**194/9**	by 10 runs

2 innings, under the 3-innings minimum: greyed. Rank 1st = lowest total / most held.

DEFENDING

2-2 in 4 innings

TOTAL SET	UNDER 160	160–179	180–199	200–219	220+
CSK W-L	0-1	–	1-0	1-1	–
League W-L	2-5	0-4	3-3	4-4	5-1
League defend %	29%	0%	50%	50%	83%

LOWEST DEFENDED	HIGHEST NOT DEFENDED	DEATH ECON DEFENDING
192 v KKR	209 v PBKS	9.88 5th
League low **150** (RR v MI)	Apr 3 · by 5 wickets	League **10.19** · ov 16–20

ECONOMY BY PHASE

bowling first vs defending

PHASE	BOWLING FIRST	DEFENDING	SEASON
Powerplay	10.33 7th lg 9.55	9.88 5th lg 9.92	10.03 5th lg 9.74
Middle	9.61 7th lg 9.35	9.23 8th lg 9.06	9.36 8th lg 9.21
Death	13.40 9th lg 10.04	9.88 5th lg 10.19	11.37 10th lg 10.11

OVERS 16–20 WHEN DEFENDING

chase equation entering over 16

Apr 3 v PBKS — CHASED	Apr 11 v DC — HELD	Apr 14 v KKR — HELD
NEED **47**/30	NEED **60**/30	NEED **86**/30
GAVE **47**/22	GAVE **35**/30	GAVE **53**/30
7 wickets in hand	4 wickets in hand	4 wickets in hand

Attack mix · Vs hand · Discipline — HOW WELL THEY BOWL, NOT WHO IS CHOSEN

PACE VS SPIN

share of overs and economy by phase

PHASE	SHARE OF OVERS PACE · SPIN	PACE ECON	SPIN ECON
Powerplay	81% / 19%	9.76 5th lg 9.73	11.14 5th lg 9.77
Middle	53% / 47%	9.93 8th lg 9.51	8.73 4th lg 8.93
Death	87% / 13%	10.94 8th lg 10.31	14.33 lg 8.76
Season	69% / 31%	**10.13** 7th lg 9.82	**9.72** 8th lg 9.04

TOP 5 BY OVERS

who bowls when: Captaincy p.7

BOWLER	OVERS	ECON LG 9.57	WKTS	CARD
Anshul Kamboj	21.4	9.74 38th	13	p.34
Noor Ahmad	21	9.57 35th	4	p.35
Khaleel Ahmed	16.5	8.67 21st	2	no card
Jamie Overton	15	9.53 34th	8	p.33
Matt Henry	10	13.00 53rd	2	no card

Econ rank among bowlers with 10+ overs, as on the player cards · pace / spin by main type.

VS BATTER HAND

2026 · bowler's line by player: see cards

VS	BALLS	ECON	BALLS / WKT	DOT %
Right-handers	444 (67%)	9.92 9th lg 9.39	20.2 7th lg 18.6	33.1 5th lg 33.6
Left-handers	221 (33%)	10.18 8th lg 9.91	17.0 2nd lg 19.9	33.9 7th lg 35.1

3 left-handers in MI's projected top 7 tonight

1 de Kock | 2 Malewar | 3 Dhir | 4 Yadav | 5 Varma | 6 Pandya | 7 Rutherford

PACE AND SPIN VS HAND

economy

TYPE	VS RIGHT-HANDERS	VS LEFT-HANDERS
Pace	10.03 7th lg 9.68	10.38 6th lg 10.06
Spin	9.65 9th lg 8.79	9.82 7th lg 9.54

DISCIPLINE

per match · rank: fewest = 1st

WIDES	NO-BALLS	FREE HITS	RUNS OFF FREE HITS
4.2 2nd	1.0 10th	1.0 10th	2.0 10th
League **5.7**	League **0.4**	League **0.4**	League **0.6**

Phase clash · Tendencies — MI BATTING P.8 MIRRORS THIS STRIP

PHASE CLASH

MI batting vs CSK bowling · runs an over

POWERPLAY 1–6	MIDDLE 7–15	DEATH 16–20
MI BAT 9.11 7th b/wkt 18.0 8th	MI BAT 9.82 4th b/wkt 23.1 5th	MI BAT 11.88 3rd b/wkt 20.7 2nd
CSK BOWL 10.03 5th b/wkt 27.0 7th	CSK BOWL 9.36 8th b/wkt 19.2 3rd	CSK BOWL 11.37 10th b/wkt 12.9 5th
Clash **9.40** an over · lg 9.74	Clash **9.98** an over · lg 9.21	Clash **13.14** an over · lg 10.11
◀ MI BATTING EDGE		CSK BOWLING EDGE ▶

Clash = batting rate + bowling rate − league rate. Same strip, same orientation, on the batting page.

TENDENCIES

league-relative, 2026

- Worst death economy in the league: 11.37 an over (league 10.11), but it falls to 9.88 when defending; held 2 of 3 chases that reached over 16.
- Most no-balls per match in the league: 1.0 (league 0.4).
- 2nd-fewest wides per match in the league: 4.2 (league 5.7).

Through Match 32 · iplfinal ball-by-ball · rates exclude byes and leg-byes (Fielding p.12) · bowlers' wickets · form strip = scoreboard

Phases: powerplay 1–6 · middle 7–15 · death 16–20 · grey / hollow = under 30 balls or 3 inn

FIELDING & WICKETKEEPING

MI BOWLING P.9 | CSK BOWLING P.11

blitz

Mumbai Indians vs. Chennai Super Kings • Match 33 • Wankhede Stadium • Thursday, April 23, 2026

2026 season · through Match 32 (Apr 22)

Fielding snapshot

2026 · LEAGUE RANK IN SUPERSCRIPT, 1ST = BEST FIELDING SIDE

CAUGHT · BOWLED · LBW · STUMPED · RUN OUT

MUMBAI INDIANS

6 matches · 28 wickets

CATCHES / MATCH	RUN-OUTS	STUMPINGS	BYES + LB / MATCH
3.67 T-9th	1 T-8th	1 T-1st	0.67 1st
22 in 6	0.17 a match	0.17 a match	0 byes · 4 leg byes
league **4.90**	league **0.35**	league **0.08**	league **2.57**

HOW WICKETS FALL — share of 28 wickets vs league

MI	79%	14%			
LEAGUE	78%	11%			

WHERE CATCHES ARE TAKEN — 22 catches · keeper, bowler, inner ring, deep vs league

MI	Keeper 3	Inner ring 5	Deep 13
LEAGUE	14%	29%	54%

FIELDER LEADERBOARD — top 5 by catches + run-outs · subs and impact players count

FIELDER	CT	RO	ST	DROPS	CT + RO
Tilak Varma	6	–	–	0	**6**
Naman Dhir	4	–	–	2	**4**
Hardik Pandya	2	–	–	0	**2**
Quinton de Kock WK	2	–	1	0	**2**
Deepak Chahar	1	–	–	1	**1**

CHENNAI SUPER KINGS

6 matches · 36 wickets

CATCHES / MATCH	RUN-OUTS	STUMPINGS	BYES + LB / MATCH
4.83 6th	1 T-8th	0 T-6th	3.67 9th
29 in 6	0.17 a match	0.00 a match	10 byes · 12 leg byes
league **4.90**	league **0.35**	league **0.08**	league **2.57**

HOW WICKETS FALL — share of 36 wickets vs league

CSK	81%	17%			
LEAGUE	78%	11%			

WHERE CATCHES ARE TAKEN — 29 catches · keeper, bowler, inner ring, deep vs league

CSK		Inner ring 14	Deep 14
LEAGUE	14%	29%	54%

FIELDER LEADERBOARD — top 5 by catches + run-outs · subs and impact players count

FIELDER	CT	RO	ST	DROPS	CT + RO
Dewald Brevis	6	–	–	1	**6**
Noor Ahmad	4	–	–	1	**4**
Ruturaj Gaikwad	3	1	–	2	**4**
Sarfaraz Khan IMPACT ×1	3	1	–	1	**4**
Gurjapneet Singh	3	–	–	0	**3**

Chances

BCCI SCORER LOG · ITS CATCHES MATCH BALL-BY-BALL ONE FOR ONE · NO CATCH DIFFICULTY

CATCH EFFICIENCY	DROPS	DIRECT HITS	RUN SAVES	MISFIELDS
81.5% 5th	5 T-3rd	1 T-6th	12 T-4th	13 1st
22 of 27 held	0.83 a match	4/9 shies hit 1st	2.0 a match	2.2 a match
league **81.3%**	league **1.13**	league **18%**	league **2.0**	league **3.8**

DROPS BY PHASE — **2** Powerplay · **2** Middle · **1** Death

DROPPED BY N Dhir 2, R Sharma 1, J Bumrah 1, D Chahar 1

OFF THE BOWLING OF A Ghazanfar 1, S Thakur 1, H Pandya 1, C Bosch 1, D Chahar 1

ALSO 0 stumpings missed · 5 shies missed the stumps · 2 overthrows

CATCH EFFICIENCY	DROPS	DIRECT HITS	RUN SAVES	MISFIELDS
74.4% 8th	10 9th	0 T-9th	9 9th	29 8th
29 of 39 held	1.67 a match	1/11 shies hit 9th	1.5 a match	4.8 a match
league **81.3%**	league **1.13**	league **18%**	league **2.0**	league **3.8**

DROPS BY PHASE — **5** Powerplay · **4** Middle · **1** Death

DROPPED BY R Gaikwad 2, S Dube 2, S Khan 1, D Brevis 1, M Henry 1, K Sharma 1, K Ahmed 1, N Ahmad 1

OFF THE BOWLING OF A Kamboj 3, A Hosein 2, K Ahmed 2, M Henry 2, N Ahmad 1

ALSO 0 stumpings missed · 10 shies missed the stumps · 1 overthrow

Keepers side by side

SUMMARY OF THE KEEPER CARDS, SAME NUMBERS · RANKS: 5+ INN (SEASON), 60+ (CAREER) · BYES EXCLUDE LEG BYES



MUMBAI INDIANS KEEPER

KEEPER CARD P.14

QUINTON DE KOCK †

Kept 2 of MI's 6 matches in 2026 · Rickelton 4

KEEPING	INN	CT	ST	DIS / INN	RO	BYES / INN
2026	2	2	1	1.50	0	0.00
IPL career	101	70	19	0.88 2nd	13	0.53 8th
League 2026				0.83		0.67

TOP COMBO career **c de Kock b Bumrah ×13** · still in MI's attack

STANDING UP, 2026 **60** of 60 spin balls (100%) · **0** of 151 pace (0%)



CHENNAI SUPER KINGS KEEPER

KEEPER CARD P.26

SANJU SAMSON †

Kept 6 of CSK's 6 matches in 2026

KEEPING	INN	CT	ST	DIS / INN	RO	BYES / INN
2026	**6**	**1**	**0**	**0.17** 7th	**0**	**1.67** 7th
IPL career	118	63	17	0.68 10th	21	0.77 11th
League 2026				0.83		0.67

TOP COMBO career **c Samson b Boult ×8** · this attack **c Samson b Overton ×1**

STANDING UP, 2026 **214** of 214 spin balls (100%) · **0** of 482 pace (0%)

Opponent running · Tendencies

HOW HARD OPPONENTS RUN ON THIS FIELDING SIDE · 1ST = FEWEST CONCEDED

MUMBAI INDIANS

6 matches · 28 wickets

Runs from 2s & 3s conceded % of runs off the bat	6.7% 2nd		league 7.9%
Running shots turned into 2+ share of balls run	12.9% 3rd		league 13.6%
Run-outs per 100 attempts balls run, or a run-out	0.38 8th		league 0.67

2+ SHARE BY PHASE — **12%** Powerplay (8 of 68) · **13%** Middle (19 of 151) · **16%** Death (7 of 45)

TONIGHT'S RUNNERS CSK score **8.2%** 4th of their runs off the bat in 2s & 3s (league 7.9%) and have lost 1 run-out · CSK batting p.10

CHENNAI SUPER KINGS

6 matches · 36 wickets

Runs from 2s & 3s conceded % of runs off the bat	8.6% 8th		league 7.9%
Running shots turned into 2+ share of balls run	15.3% 9th		league 13.6%
Run-outs per 100 attempts balls run, or a run-out	0.32 9th		league 0.67

2+ SHARE BY PHASE — **18%** Powerplay (14 of 79) · **14%** Middle (24 of 168) · **15%** Death (9 of 61)

TONIGHT'S RUNNERS MI score **7.5%** 8th of their runs off the bat in 2s & 3s (league 7.9%) and have lost 3 run-outs · MI batting p.8

MUMBAI INDIANS FIELDING TENDENCIES

2 strongest, 3+ events

- 13 of MI's 22 catches have been taken in the deep (59%; league 54%).
- Tilak Varma has taken 6 of MI's 22 catches, the most by an outfielder.

CHENNAI SUPER KINGS FIELDING TENDENCIES

2 strongest, 3+ events

- 5 of CSK's 10 drops this season came in the powerplay.
- 14 of CSK's 29 catches have been taken inside the ring (48%; league 29%).

Main innings · BCCI scorer fielding log for drops, misfields, saves (logged as events, not runs) and shies · grey = under 30 balls or 3 innings

Through Match 32 · iplfinal ball-by-ball · Phases: powerplay 1–6 · middle 7–15 · death 16–20

MILESTONES, STREAKS & HISTORY

blitz

Mumbai Indians vs. Chennai Super Kings • Match 33 • Wankhede Stadium • Thursday, April 23, 2026 • All figures through Match 32

ON THIS DAY · APRIL 23

1. **APRIL 23, 2013 · RCB 263/5 BEAT PUNE WARRIORS 133/9 BY 130 RUNS · M CHINNASWAMY STADIUM, BENGALURU** — IPL RECORD
   Highest individual score and most sixes in an IPL innings. Chris Gayle hit 175* off 66 balls with 17 sixes. Both marks still stand, and RCB's 263/5 was the IPL's highest total until 2024.
2. **APRIL 23, 2017 · KKR 131 ALL OUT BEAT RCB 49 ALL OUT BY 82 RUNS · EDEN GARDENS, KOLKATA** — IPL RECORD
   Lowest total in IPL history. Defending 131, KKR bowled RCB out in 9.4 overs. No RCB batter reached double figures; Colin de Grandhomme (3/4), Chris Woakes (3/6) and Nathan Coulter-Nile (3/21) shared nine wickets.
3. **APRIL 23, 2009 · RAJASTHAN ROYALS AND KOLKATA KNIGHT RIDERS TIED ON 150 · NEWLANDS, CAPE TOWN** — IPL FIRST
   The first Super Over in IPL history. Kolkata made 15 in their Super Over. Rajasthan got 18 without losing a wicket and needed only four balls.
4. **APRIL 23, 2024 · LSG 213/4 (19.3) BEAT CSK 210/4 BY 6 WICKETS · MA CHIDAMBARAM STADIUM, CHENNAI** — VENUE RECORD
   Highest successful chase at Chepauk. Marcus Stoinis made 124* off 63 to overhaul Ruturaj Gaikwad's 108* off 60; Shivam Dube had hit 66 off 27 with 7 sixes. Punjab came within one run of the mark there on April 3 this season.
5. **APRIL 23, 2008 · CSK 208/5 BEAT MI 202/7 BY 6 RUNS · MA CHIDAMBARAM STADIUM, CHENNAI** — MILESTONE
   The first MI v CSK match. Matthew Hayden made 81 off 46 in the opener of the IPL's most-played fixture; tonight is the 40th.
6. **APRIL 23, 2009 · DELHI DAREDEVILS 189/5 BEAT CSK 180/9 BY 9 RUNS · KINGSMEAD, DURBAN** — MILESTONE
   AB de Villiers' first IPL hundred. De Villiers made 105* off 54 with 6 sixes against CSK. Matthew Hayden's 57 off 27 was not enough in reply.
7. **APRIL 23, 2022 · GUJARAT TITANS 156/9 BEAT KKR 148/8 BY 8 RUNS · DY PATIL STADIUM, NAVI MUMBAI** — FEAT
   Four wickets in a single over. Andre Russell bowled one over and took 4/5; Hardik Pandya made 67 for GT. Across town at Brabourne, SRH bowled RCB out for 68 and won with 72 balls to spare.

This date: CSK are 4-2 on April 23, MI 1-4. Rohit Sharma has made 60+ on April 23 three times: 65 (2016), 63 (2021) and 70 v SRH last year, when Trent Boult took 4/26 in MI's 7-wicket win.

STATISTICAL ANOMALIES

1. **JASPRIT BUMRAH · MI · 6 MATCHES, 22 OVERS IN 2026** — CAREER LOW
   Fewest wickets after six games of a season. 1 wicket at 8.14 an over (previous low: 2 in 2014), yet still 12th of 54 in economy.
2. **ANSHUL KAMBOJ · CSK · 6 MATCHES IN 2026** — LEAGUE LEADER
   Joint IPL wickets leader. 13 wickets, level with Prince Yadav, and more than his entire pre-2026 career (10) at a 9.74 economy.
3. **RUTURAJ GAIKWAD · CSK CAPTAIN · 6 INNINGS IN 2026** — CAREER LOW
   Lowest six-innings start of his career. 82 runs, high score 28, strike rate 112.3. Previous low after six innings: 108 in 2022.
4. **CHENNAI SUPER KINGS · 2026 SEASON, 6 MATCHES** — EXACT TIE
   Runs for exactly equal runs against. 1,131 each way; the -0.810 NRR is all overs: CSK needed 120 to score theirs, opponents 110.3.
5. **MUMBAI INDIANS · 7TH IN THE TABLE AT 2-4** — TABLE QUIRK
   Positive NRR with four losses. MI's +0.047 tops 3-3 DC (-0.092) and GT (-0.787), the only positive NRR outside the top four.
6. **MI AND CSK MATCHES · 12 GAMES IN 2026** — TREND
   Every toss winner chose to bowl. Toss winners are 5-7, and sides batting first have won 7 of the 12. Captain-by-captain splits on the Captaincy & Tactics page.
7. **TILAK VARMA · MI · 6 INNINGS IN 2026** — TREND
   One innings, 70% of his runs. 101* off 45 at Ahmedabad on April 20 after 43 runs in his first five innings. His 187.0 strike rate ranks 8th of 59.

MILESTONES & STREAKS

MILESTONES IN REACH

Player	Team	Stat	Now	Mark	Needs	Context
Mitch Santner	MI	Wickets	29	30	**1**	128th to reach; 14 of his 29 for MI
Anshul Kamboj	CSK	Wickets	23	25	**2**	148th to reach; 21 of his 23 for CSK
Suryakumar Yadav	MI	Sixes	172	175	**3**	16th ever; 151 for MI, 3rd on club list
Ruturaj Gaikwad	CSK	Sixes	96	100	**4**	45th ever; all 96 for CSK, 4th on club list
Dewald Brevis	CSK	Runs	496	500	**4**	163rd ever; 266 for CSK
Quinton de Kock	MI	Sixes	142	150	**8**	26th ever; 62 for MI, 8th on club list
Jasprit Bumrah	MI	Wickets	187	200	**13**	3rd ever; all 187 for MI, the club record
Shivam Dube	CSK	Runs	1,982	2,000	**18**	57th ever; 1,583 for CSK, 9th on club list
Suryakumar Yadav	MI	Runs	4,432	4,500	**68**	15th ever; 3,824 for MI, 2nd on club list
Sanju Samson	CSK	Runs	4,896	5,000	**104**	10th ever; 192 for CSK in his first season

FIELDING MILESTONES · CATCHES

Player	Team	Now	Mark	Context
Rohit Sharma	MI	100	101	Passes Dhawan for sole 8th; 80 for MI, 2nd to Pollard
Tilak Varma	MI	38	40	All 38 for MI, 9th on club list
Sanju Samson	CSK	87	90	12th in IPL history, plus 19 stumpings
Suryakumar Yadav	MI	75	80	Tied 22nd with Hardik Pandya, de Kock

MS Dhoni (CSK) holds the IPL record with 157 catches and 57 stumpings.

PLAYER STREAKS

Player	Team	Streak
Anshul Kamboj	CSK	Wicket in 9 straight matches, a career best
Jasprit Bumrah	MI	Ended a 6-match wicketless run Apr 20, his longest
Ruturaj Gaikwad	CSK	8 straight innings under 30 (last 30+: Mar 30, 2025)
Ayush Mhatre	CSK	30+ in 3 straight innings (59, 38, 30)
Sarfaraz Khan	CSK	17 or more in all 5 innings this season
Naman Dhir	MI	50 and 45 in his last 2 innings

AGE WATCH

Player	Team	Age	Mark	Needs	Youngest to reach
Ayush Mhatre	CSK	18y 281d	500 runs	**59**	Sooryavanshi, 15y 26d
Noor Ahmad	CSK	21y 110d	60 wkts	**8**	Rashid Khan, 22y 14d
Jasprit Bumrah	MI	32y 138d	200 wkts	**13**	Chahal, 33y 274d
Sanju Samson	CSK	31y 163d	5,000 runs	**104**	Kohli, 30y 143d

Noor and Bumrah are younger than the record holders were; Mhatre, the youngest player in either squad, and Samson would rank 2nd. **Birthdays this week:** Akeal Hosein 33 (Apr 25), Kartik Sharma 20 (Apr 26), Dewald Brevis 23 (Apr 29), Rohit Sharma 39 (Apr 30).

MATCH OFFICIALS

Official	Role	Tonight
K Ananthapadmanabhan	TV	148th IPL game (field + TV), 4th most
Prakash Bhatt	Referee	73rd as referee, 6th most; MI 7-7, CSK 7-9
Adrian Holdstock	Umpire	21st IPL game, 12th on the field
Parashar Joshi	Umpire	9th IPL game on the field

QUINTON DE KOCK #12 MUMBAI INDIANS

OPENER · WK-BAT

BATS	AGE	OVERSEAS	PRICE	IPL DEBUT	IPL MATCHES
LHB	33y 127d	Yes	₹1.00 Cr sold 2026	2013	117

TONIGHT Bats #1 · Keeps wicket · Started 2 of 6 games; never an Impact sub

Quinton de Kock is a left-handed wicketkeeper-batter from Johannesburg who came through Gauteng and the Highveld Lions; a South Africa call-up followed an Under-19 World Cup and a Champions League T20 run with the Lions. His IPL route has wound through Sunrisers Hyderabad, Delhi, Royal Challengers Bangalore, Mumbai Indians, Lucknow, and Kolkata. With Mumbai he won the 2019 and 2020 titles alongside Rohit Sharma, and he returned to the franchise this season. On his second MI debut he made an unbeaten century, a first for a designated wicketkeeper-batter in the league.

SNAPSHOT · SEASON VS CAREER

[League rank]: runs and HS among 130 batters; rate stats among 54 with 60+ balls

	Inn	Runs	Avg	SR	50/100	HS	Balls/Bdry	Dot %
SEASON 2026	2	125 [43rd]	125.0 [1st]	176.1 [11th]	0/1	112* [3rd]	4.2 [21st]	25.4% [6th]
IPL CAREER	117	3,434	31.5	135.2	24/3	140*	5.3	38.5%

RECENT FORM · 2026 SEASON

All 2 innings · height = runs

SR <120 120–150 150–180 180+ not out

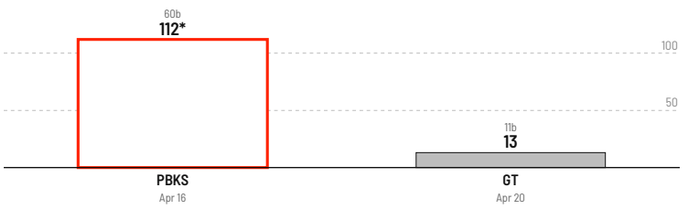

Date	Opp	H/A	R (B)	SR	How out	Dismissed by
Apr 20	GT	A	13 (11)	118.2	c & b	K Rabada (RF)
Apr 16	PBKS	H	112* (60)	186.7	Not out	–
May 25	SRH	A	9 (13)	69.2	c Manohar, deep sq leg	E Malinga (RFM)
Apr 15	PBKS	A	2 (4)	50.0	c Shedge, deep bwd sq leg	X Bartlett (RMF)
Apr 11	CSK	A	23 (16)	143.8	Bowled	A Kamboj (RFM)

PHASE PROFILE

Career · Powerplay 1–6, Middle 7–15, Death 16–20

Phase	% Balls	SR	Avg	Dot %	Bdry %	2026 SR
Powerplay	59.0%	130.5	33.7	45.9%	19.8%	127.3 (22b)
Middle	36.4%	134.0	30.9	29.0%	15.4%	186.1 (36b)
Death	4.6%	205.1	30.0	17.9%	31.6%	230.8 (13b)

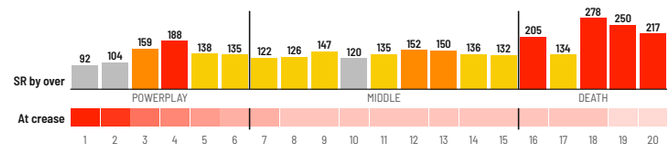

Typically arrives: **over 1** (10 innings since 2025) · stays to over **6.4** · **18.8** balls a visit

At crease = share of those 10 innings with him in during each over; the matchup boxes use this window.

VS BOWLING TYPE

Career · grey = under 30 balls

Type	Balls	SR	Avg	Dis	Dot %	2026 SR
Right-arm pace	1,263	147.1	34.4	54	40.1%	176.9 (39b)
Left-arm pace	393	129.3	31.8	16	41.7%	– (19b)
Off-spin	413	108.0	37.2	12	39.0%	– (0b)
Leg-spin	325	127.1	24.3	17	33.2%	– (13b)
Left-arm orthodox	117	147.9	57.7	3	24.8%	– (0b)
Left-arm wrist spin	29	124.1	9.0	4	31.0%	– (0b)

2026 SR only at 30+ balls. Dis = credited to the bowler.

SCORING ZONES + DISMISSALS

Career

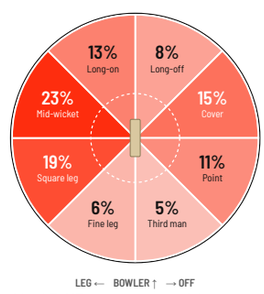

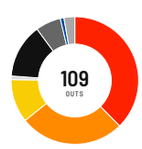

Caught, leg side	41	38%
Caught, off side	29	27%
Caught, keeper	12	11%
Caught, no zone	1	1%
Bowled	15	14%
LBW	7	6%
Stumped	1	1%
Run out	3	3%

% of 3,417 career runs with a zone

VS CSK · VENUE · SET / CHASE

Career

Split	Inn	Runs	Avg	SR	HS
v CSK, career	16	412	27.5	132.1	61
At Wankhede Stadium	14	486	40.5	141.7	112*
Setting	63	1,765	29.4	136.4	140*
Chasing	54	1,669	34.1	133.9	108

TENDENCIES

Each split clears its sample minimum

- **Scores faster v spin:** SR 145, not dismissed since 2024; v pace it is SR 140, out every 15 balls.
- **Falls fastest at the powerplay:** out every 13.5 balls (SR 126) in overs 1–6, against every 46.3 in overs 7–15.

MATCHUPS · CSK ATTACK

Proj. = 2026 overs/game × CSK's last 3 games · by crease overlap · under 12 balls together: v same bowling style



KHALEEL AHMED

Left-arm fast-medium · CSK

Proj. **2.2** ov
≈**1.2** ov while he's in

BALLS	RUNS	SR	DIS	DOT %	4S/6S
30	46	153.3	1	43	4/3

Last meeting: 14 (10) · Chennai, Apr 2025 · **Last out to him:** leg before wicket, Apr 2024

Likely meet: 13 of his 16.5 overs in the powerplay; over 1 in 3 of 5 games.

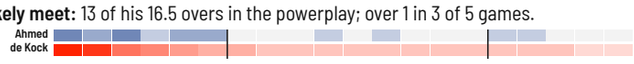

ANSHUL KAMBOJ

Right-arm fast-medium · CSK

See p.34

Proj. **3.6** ov
≈**1.1** ov while he's in

Only 5 balls between them (8 runs, 1 out). Below: de Kock v right-arm fast-medium bowlers since 2024.

BALLS	RUNS	SR	DIS	DOT %	4S/6S
88	118	134.1	8	44	12/6

Last meeting: 8 (5), bowled · Chennai, Apr 2025

Likely meet: 8 of his 21.4 overs in the powerplay; over 4 in 4 of 6 games.



NOOR AHMAD

Left-arm wrist spin · CSK

See p.35

Proj. **3.5** ov
≈**0.8** ov while he's in

Only 6 balls between them (11 runs, 0 out). Career v left-arm wrist spin: **29** balls · SR **124.1** · 4 out · dot 31.0%

BALLS	RUNS	SR	DIS	DOT %	4S/6S
6	11	183.3	0	17	2/0

Last meeting: 11 (6) · Ahmedabad, May 2023

Likely meet: 1 of his 21 overs in the powerplay; none in overs 1–5.

MUKESH CHOUDHARY

Left-arm fast-medium · CSK

See p.36

Proj. **0.7** ov
≈**0.4** ov while he's in

Only 7 balls between them (11 runs, 0 out). Below: de Kock v left-arm fast-medium bowlers since 2024.

BALLS	RUNS	SR	DIS	DOT %	4S/6S
75	90	120.0	5	47	11/3

Last meeting: 11 (7) · Mumbai (BS), Mar 2022

Likely meet: 2 of his 2 overs in the powerplay; over 2 in 1 of 1 games.



Also faces: Akeal Hosein SLA, 2.0 ov (no H2H) · **Gurjapneet Singh** LFM, 3.1 ov (no H2H) · **Jamie Overton** RFM, 3.0 ov (no H2H) · **Matt Short** OB, 0.5 ov (no H2H).

All figures through Match 32. Phases: powerplay 1–6, middle 7–15, death 16–20. Bio as of 2026-04-23.

Photos: Cricbuzz.

blitz

DM

DANISH MALEWAR MUMBAI INDIANS

OPENER

BATS	AGE	OVERSEAS	PRICE	IPL DEBUT	IPL MATCHES
RHB	22y 197d	No	₹30.00 L sold 2026	2026	1

TONIGHT Bats #2 · Started 1 of 6 games; never an Impact sub

Danish Malewar is a right-handed top-order batter from Nagpur who came through the City Gymkhana Academy and plays his domestic cricket for Vidarbha. He made his first-class debut in October 2024 during Vidarbha's title-winning Ranji Trophy season, hitting a century in the final, then struck a double-century on Duleep Trophy debut. Mumbai Indians signed him at the 2026 auction, and he opened the batting on his IPL debut against Gujarat Titans.

SNAPSHOT · SEASON VS CAREER

[League rank]: runs and HS among 130 batters; rate stats among 54 with 60+ balls

	Inn	Runs	Avg	SR	50/100	HS	Balls/Bdry	Dot %
SEASON 2026	1	2 [117th]	2.0	50.0	0/0	2 [117th]	–	50.0%
IPL CAREER	1	2	2.0	50.0	0/0	2	–	50.0%

RECENT FORM · 2026 SEASON

All 1 innings · height = runs

SR <120 120–150 150–180 180+ not out

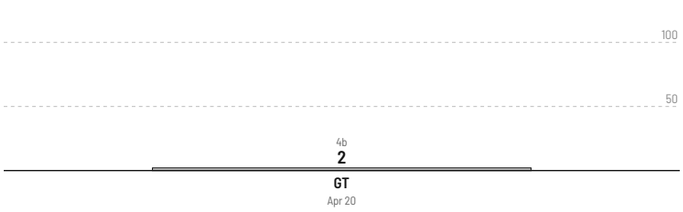

Date	Opp	H/A	R (B)	SR	How out	Dismissed by
Apr 20	GT	A	2 (4)	50.0	LBW	K Rabada (RF)

PHASE PROFILE

Career · Powerplay 1–6, Middle 7–15, Death 16–20

Phase	% Balls	SR	Avg	Dot %	Bdry %	2026 SR
Powerplay	100.0%	50.0	2.0	50.0%	0.0%	50.0 (4b)
Middle	0.0%	0.0	–	–	–	0.0 (0b)
Death	0.0%	0.0	–	–	–	0.0 (0b)

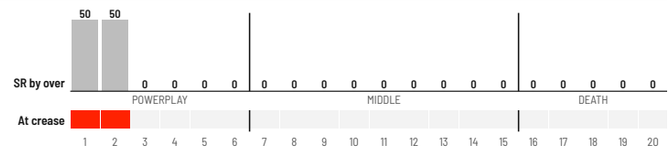

Typically arrives: over 1 (1 innings since 2025) · stays to over 2.0 · 4.0 balls a visit

At crease = share of those 1 innings with him in during each over; the matchup boxes use this window.

VS BOWLING TYPE

Career · grey = under 30 balls

Type	Balls	SR	Avg	Dis	Dot %	2026 SR
Right-arm pace	4	50.0	2.0	1	50.0%	– (4b)
Left-arm pace	0	0.0	–	0	–	– (0b)
Off-spin	0	0.0	–	0	–	– (0b)
Leg-spin	0	0.0	–	0	–	– (0b)
Left-arm orthodox	0	0.0	–	0	–	– (0b)
Left-arm wrist spin	0	0.0	–	0	–	– (0b)

2026 SR only at 30+ balls. Dis = credited to the bowler.

SCORING ZONES + DISMISSALS

Career

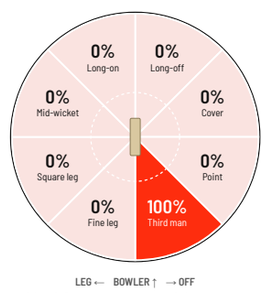

% of 2 career runs with a zone

1 OUTS LBW 1 100%

VS CSK · VENUE · SET / CHASE

Career

Split	Inn	Runs	Avg	SR	HS
v CSK, career	0	0	–	0.0	–
At Wankhede Stadium	0	0	–	0.0	–
Setting	1	2	2.0	50.0	2
Chasing	0	0	–	0.0	–

TENDENCIES

Each split clears its sample minimum

MATCHUPS · CSK ATTACK

Proj. = 2026 overs/game × CSK's last 3 games · by crease overlap · under 12 balls together: v same bowling style

KHALEEL AHMED

Left-arm fast-medium · CSK

Proj. 2.2 ov
≈0.7 ov while he's in

Have not faced each other in the IPL. Career v left-arm pace: **0** balls · SR **0.0** · 0 out · dot –

BALLS	RUNS	SR	DIS	DOT %	4S/6S
0	0	–	0	–	0/0

Likely meet: 13 of his 16.5 overs in the powerplay; over 1 in 3 of 5 games.

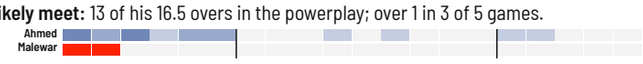

AKEAL HOSEIN

Left-arm orthodox · CSK

Proj. 2.0 ov
≈0.3 ov while he's in

Have not faced each other in the IPL. Career v left-arm orthodox: **0** balls · SR **0.0** · 0 out · dot –

BALLS	RUNS	SR	DIS	DOT %	4S/6S
0	0	–	0	–	0/0

Likely meet: 3 of his 6 overs in the powerplay; over 1 in 1 of 2 games.

MUKESH CHOUDHARY

Left-arm fast-medium · CSK

See p.36

Proj. 0.7 ov
≈0.3 ov while he's in

Have not faced each other in the IPL. Career v left-arm pace: **0** balls · SR **0.0** · 0 out · dot –

BALLS	RUNS	SR	DIS	DOT %	4S/6S
0	0	–	0	–	0/0

Likely meet: 2 of his 2 overs in the powerplay; over 2 in 1 of 1 games.

MATT SHORT

Right-arm off-break · CSK

See p.29

Proj. 0.5 ov
≈0.2 ov while he's in

Have not faced each other in the IPL. Career v off-spin: **0** balls · SR **0.0** · 0 out · dot –

BALLS	RUNS	SR	DIS	DOT %	4S/6S
0	0	–	0	–	0/0

Likely meet: 3 of his 3.1 overs in the powerplay; over 1 in 1 of 2 games.

Also faces: Anshul Kamboj RFM, 3.6 ov (no H2H) · **Jamie Overton** RFM, 3.0 ov (no H2H) · **Noor Ahmad** SLC, 3.5 ov (no H2H) · **Gurjapneet Singh** LFM, 3.1 ov (no H2H).

All figures through Match 32. Phases: powerplay 1–6, middle 7–15, death 16–20. Bio as of 2026-04-23.

Photos: Cricbuzz.

blitz

ND

NAMAN DHIR MUMBAI INDIANS

TOP ORDER

BATS	AGE	OVERSEAS	PRICE	IPL DEBUT	IPL MATCHES
RHB	26y 113d	No	₹5.25 Cr retained 2026	2024	29

TONIGHT Bats #3 · Started all 6 games; never an Impact sub

Ambala-born Naman Dhir plays his domestic cricket for Punjab and was part of their Syed Mushtaq Ali Trophy-winning squad, after a debut Ranji Trophy season that produced centuries. His Sher-e-Punjab T20 Cup runs brought him to Mumbai Indians' scouts, who signed him at base price in 2024 and gave him an IPL debut at number three against Gujarat Titans. MI then kept him with a Right to Match card worth ₹5.25 crore, and this season he has moved up the order while Rohit Sharma managed a hamstring niggle.

SNAPSHOT · SEASON VS CAREER

[League rank]: runs and HS among 130 batters; rate stats among 54 with 60+ balls

	Inn	Runs	Avg	SR	50/100	HS	Balls/Bdry	Dot %
SEASON 2026	6	154 [28th]	30.8 [31st]	152.5 [27th]	1/0	50 [42nd]	4.8 [36th]	29.7% [22nd]
IPL CAREER	25	546	28.7	171.7	2/0	62*	4.0	29.9%

RECENT FORM · 2026 SEASON

All 6 innings · height = runs

SR <120 120–150 150–180 180+ not out

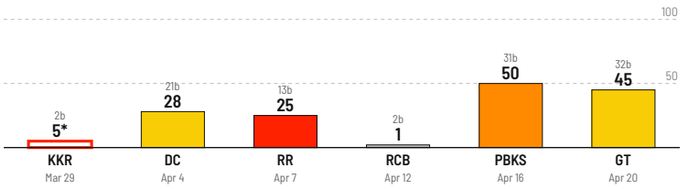

Date	Opp	H/A	R (B)	SR	How out	Dismissed by
Apr 20	GT	A	45 (32)	140.6	c Rabada, deep bwd sq leg	P Krishna (RFM)
Apr 16	PBKS	H	50 (31)	161.3	c Bartlett, long off	S Singh (RMF)
Apr 12	RCB	H	1 (2)	50.0	c Patidar, extra cover	R Dar (RFM)
Apr 7	RR	A	25 (13)	192.3	c Bishnoi, long on	N Burger (LFM)
Apr 4	DC	A	28 (21)	133.3	c Stubbs, deep mid wkt	T Natarajan (LMF)

PHASE PROFILE

Career · Powerplay 1–6, Middle 7–15, Death 16–20

Phase	% Balls	SR	Avg	Dot %	Bdry %	2026 SR
Powerplay	26.1%	151.8	31.5	42.2%	24.1%	160.6 (33b)
Middle	31.4%	158.0	31.6	27.0%	21.0%	156.4 (55b)
Death	42.5%	194.1	26.2	24.4%	28.9%	115.4 (13b)

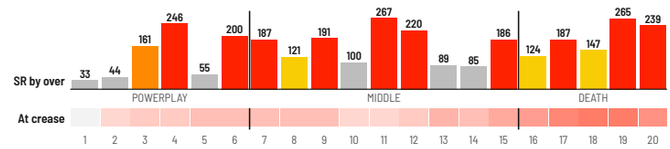

Typically arrives: **over 15** (18 innings since 2025) · stays to over **17.3** · **13.3** balls a visit

At crease = share of those 18 innings with him in during each over; the matchup boxes use this window.

VS BOWLING TYPE

Career · grey = under 30 balls

Type	Balls	SR	Avg	Dis	Dot %	2026 SR
Right-arm pace	192	182.3	35.0	10	31.8%	149.0 (51b)
Left-arm pace	58	144.8	16.8	5	36.2%	– (23b)
Off-spin	8	250.0	–	0	0.0%	– (4b)
Leg-spin	37	135.1	25.0	2	27.0%	– (17b)
Left-arm orthodox	18	183.3	33.0	1	11.1%	– (4b)
Left-arm wrist spin	5	180.0	9.0	1	20.0%	– (2b)

2026 SR only at 30+ balls. Dis = credited to the bowler.

SCORING ZONES + DISMISSALS

Career

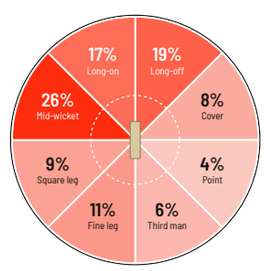

Caught, leg side	7	37%
Caught, off side	6	32%
Bowled	3	16%
LBW	3	16%

% of 545 career runs with a zone

VS CSK · VENUE · SET / CHASE

Career

Split	Inn	Runs	Avg	SR	HS
v CSK, career	1	17	17.0	141.7	17
At Wankhede Stadium	12	196	24.5	160.7	62*
Setting	12	300	33.3	167.6	50
Chasing	13	246	24.6	177.0	62*

TENDENCIES

Each split clears its sample minimum

- **Scores faster v pace:** SR 174, out every 17 balls since 2024; v spin it is SR 165, out every 17 balls.
- **Falls fastest at the death:** out every 13.5 balls (SR 194) in overs 16–20, against every 20.8 in overs 1–6.

MATCHUPS · CSK ATTACK

Proj. = 2026 overs/game × CSK's last 3 games · by crease overlap · under 12 balls together: v same bowling style

ANSHUL KAMBOJ

Right-arm fast-medium · CSK

See p.34

Proj. **3.6** ov
≈**1.2** ov while he's in

Have not faced each other in the IPL. Below: Dhir v right-arm fast-medium bowlers since 2024.

BALLS	RUNS	SR	DIS	DOT %	4S/6S
129	253	196.1	8	33	25/16

Likely meet: 8 of his 21.4 overs in the powerplay; over 18 in 4 of 6 games.

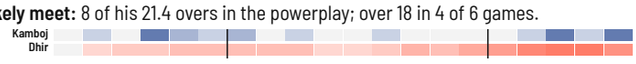

GURJAPNEET SINGH

Left-arm fast-medium · CSK

Proj. **3.1** ov
≈**1.0** ov while he's in

Have not faced each other in the IPL. Below: Dhir v left-arm fast-medium bowlers since 2024.

BALLS	RUNS	SR	DIS	DOT %	4S/6S
36	54	150.0	3	33	6/2

Likely meet: 0 of his 9.1 overs in the powerplay; over 17 in 2 of 3 games.

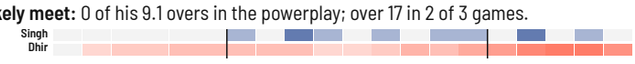

JAMIE OVERTON

Right-arm fast-medium · CSK

See p.33

Proj. **3.0** ov
≈**1.0** ov while he's in

Have not faced each other in the IPL. Below: Dhir v right-arm fast-medium bowlers since 2024.

BALLS	RUNS	SR	DIS	DOT %	4S/6S
129	253	196.1	8	33	25/16

Likely meet: 0 of his 15 overs in the powerplay; over 19 in 3 of 5 games.

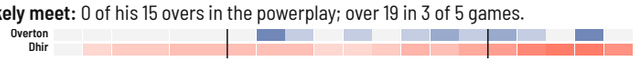



NOOR AHMAD

Left-arm wrist spin · CSK

See p.35

Proj. **3.5** ov
≈**0.8** ov while he's in

Only 2 balls between them (1 runs, 1 out). Below: Dhir v left-arm wrist spin bowlers since 2024.

BALLS	RUNS	SR	DIS	DOT %	4S/6S
5	9	180.0	1	20	0/1

Last meeting: 1 (2), bowled · Chennai, Mar 2025

Likely meet: 1 of his 21 overs in the powerplay; over 17 in 1 of 6 games.

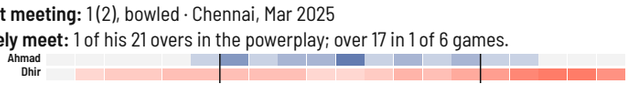

Also faces: Khaleel Ahmed LFM, 2.2 ov (no H2H) · **Akeal Hosein** SLA, 2.0 ov (no H2H) · **Matt Short** OB, 0.5 ov (no H2H) · **Mukesh Choudhary** LFM, 0.7 ov (no H2H).

All figures through Match 32. Phases: powerplay 1–6, middle 7–15, death 16–20. Bio as of 2026-04-23.

Photos: Cricbuzz.

SURYAKUMAR YADAV #63 MUMBAI INDIANS

TOP ORDER

BATS	AGE	OVERSEAS	PRICE	IPL DEBUT	IPL MATCHES
RHB	35y 221d	No	₹16.35 Cr retained 2026	2012	172

TONIGHT Bats #4 · Started 5 of 6 games; Impact sub in 1

Suryakumar Yadav was born in Mumbai and came through the city's club and age-group ranks before debuting for Mumbai in domestic cricket. Mumbai Indians signed him in 2012; after a spell with Kolkata Knight Riders he returned to Mumbai in the 2018 auction. He made his India T20I debut in March 2021 and hit the first ball he faced for six, then became the national T20 captain in 2024. He took the boundary catch that dismissed David Miller in the 2024 T20 World Cup final, and captained India to the 2026 title.

SNAPSHOT · SEASON VS CAREER

[League rank]: runs and HS among 130 batters; rate stats among 54 with 60+ balls

	Inn	Runs	Avg	SR	50/100	HS	Balls/Bdry	Dot %
SEASON 2026	6	121 [45th]	20.2 [50th]	151.2 [31st]	1/0	51 [41st]	5.0 [38th]	27.5% [13th]
IPL CAREER	157	4,432	34.4	148.7	30/2	103*	4.7	33.7%

RECENT FORM · 2026 SEASON

All 6 innings · height = runs

SR <120 120–150 150–180 180+ not out

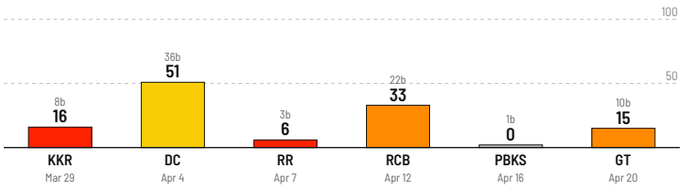

Date	Opp	H/A	R (B)	SR	How out	Dismissed by
Apr 20	GT	A	15 (10)	150.0	Bowled	K Rabada (RF)
Apr 16	PBKS	H	0 (1)	0.0	c Chahal, sh third man	A Singh (LFM)
Apr 12	RCB	H	33 (22)	150.0	c Dar, deep bwd sq leg	K Pandya (SLA)
Apr 7	RR	A	6 (3)	200.0	c Archer, deep bwd sq leg	N Burger (LFM)
Apr 4	DC	A	51 (36)	141.7	LBW	L Ngidi (RFM)

PHASE PROFILE

Career · Powerplay 1–6, Middle 7–15, Death 16–20

Phase	% Balls	SR	Avg	Dot %	Bdry %	2026 SR
Powerplay	23.3%	140.2	51.2	45.8%	23.8%	137.0 (27b)
Middle	61.3%	144.2	40.5	29.5%	18.8%	160.0 (50b)
Death	15.4%	179.7	20.1	32.2%	28.1%	133.3 (3b)

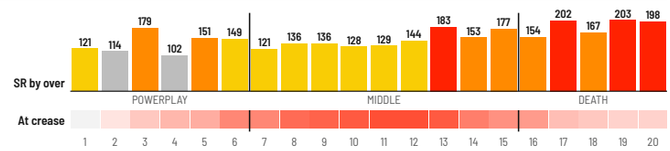

Typically arrives: **over 6** (22 innings since 2025) · stays to over **13.6** · **23.0** balls a visit

At crease = share of those 22 innings with him in during each over; the matchup boxes use this window.

VS BOWLING TYPE

Career · grey = under 30 balls

Type	Balls	SR	Avg	Dis	Dot %	2026 SR
Right-arm pace	1,273	162.7	31.4	66	37.1%	– (23b)
Left-arm pace	343	156.3	26.8	20	39.1%	– (5b)
Off-spin	344	138.4	95.2	5	27.3%	– (0b)
Leg-spin	575	140.7	50.6	16	29.0%	– (20b)
Left-arm orthodox	356	115.7	29.4	14	31.5%	– (22b)
Left-arm wrist spin	87	140.2	40.7	3	28.7%	– (10b)

2026 SR only at 30+ balls. Dis = credited to the bowler.

SCORING ZONES + DISMISSALS

Career

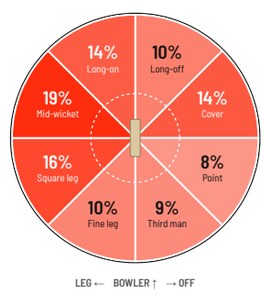

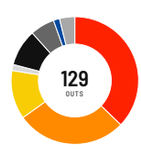

Caught, leg side	48	37%
Caught, off side	36	28%
Caught, keeper	16	12%
Caught, no zone	2	2%
Bowled	12	9%
LBW	8	6%
Stumped	2	2%
Run out	5	4%

% of 4,407 career runs with a zone

VS CSK · VENUE · SET / CHASE

Career

Split	Inn	Runs	Avg	SR	HS
v CSK, career	17	437	29.1	125.6	71*
At Wankhede Stadium	42	1,443	41.2	165.1	103*
Setting	81	2,337	34.4	144.3	103*
Chasing	76	2,095	34.3	154.0	102*

TENDENCIES

Each split clears its sample minimum

- **Scores faster v pace:** SR 176, out every 19 balls since 2024; v spin it is SR 154, out every 46 balls.
- **Falls fastest at the death:** out every 11.6 balls (SR 207) in overs 16–20, against every 35.1 in overs 7–15.

MATCHUPS · CSK ATTACK

Proj. = 2026 overs/game × CSK's last 3 games · by crease overlap · under 12 balls together: v same bowling style



NOOR AHMAD

Left-arm wrist spin · CSK

See p.35

Proj. **3.5** ov
≈**2.1** ov while he's in

BALLS	RUNS	SR	DIS	DOT %	4S/6S
41	55	134.1	2	32	6/1

Last meeting: 26 (11) · Mumbai, Apr 2025 · **Last out to him:** stumped, Mar 2025

Likely meet: 1 of his 21 overs in the powerplay; over 11 in 4 of 6 games.

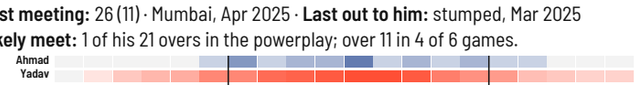

ANSHUL KAMBOJ

Right-arm fast-medium · CSK

See p.34

Proj. **3.6** ov
≈**1.1** ov while he's in

Have not faced each other in the IPL. Below: Yadav v right-arm fast-medium bowlers since 2024.

BALLS	RUNS	SR	DIS	DOT %	4S/6S
184	331	179.9	7	36	34/19

Likely meet: 8 of his 21.4 overs in the powerplay; over 7 in 2 of 6 games.

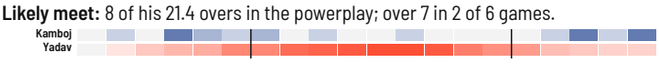

KHALEEL AHMED

Left-arm fast-medium · CSK

Proj. **2.2** ov
≈**0.6** ov while he's in

BALLS	RUNS	SR	DIS	DOT %	4S/6S
22	33	150.0	2	64	3/3

Last meeting: 7 (8) · Chennai, Mar 2025 · **Last out to him:** caught, Apr 2024

Likely meet: 13 of his 16.5 overs in the powerplay; over 6 in 2 of 5 games.

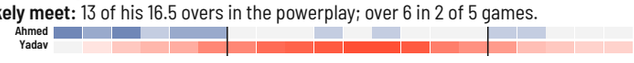

MUKESH CHOUDHARY

Left-arm fast-medium · CSK

See p.36

Proj. **0.7** ov
≈**0.2** ov while he's in

Only 5 balls between them (13 runs, 0 out). Below: Yadav v left-arm fast-medium bowlers since 2024.

BALLS	RUNS	SR	DIS	DOT %	4S/6S
74	110	148.6	5	47	11/7

Last meeting: 13 (5) · Navi Mumbai, Apr 2022

Likely meet: 2 of his 2 overs in the powerplay; over 6 in 1 of 1 games.

Also faces: Gurjapneet Singh LFM, 3.1 ov (no H2H) · **Jamie Overton** RFM, 3.0 ov (no H2H) · **Akeal Hosein** SLA, 2.0 ov (no H2H) · **Matt Short** OB, 0.5 ov (no H2H).

All figures through Match 32. Phases: powerplay 1–6, middle 7–15, death 16–20. Bio as of 2026-04-23.

Photos: Cricbuzz.

TILAK VARMA #9 MUMBAI INDIANS

MIDDLE ORDER

BATS	AGE	OVERSEAS	PRICE	IPL DEBUT	IPL MATCHES
LHB	23y 166d	No	₹8.00 Cr retained 2026	2022	60

TONIGHT Bats #5 · Started all 6 games; never an Impact sub

Hyderabad's Tilak Varma was spotted playing tennis-ball cricket by coach Salam Bayash, who took him to the Legala Cricket Academy and covered his kit. He came through Hyderabad's Ranji Trophy side and an Under-19 World Cup before Mumbai Indians signed him at auction. A left-handed middle-order batter who also bowls off-spin, he made his India debut against the West Indies and made 69 in last year's Asia Cup final against Pakistan. He was in India's XI for the 2026 T20 World Cup final win over New Zealand.

SNAPSHOT · SEASON VS CAREER

[League rank]: runs and HS among 130 batters; rate stats among 54 with 60+ balls

	Inn	Runs	Avg	SR	50/100	HS	Balls/Bdry	Dot %
SEASON 2026	6	144 [34th]	28.8 [36th]	187.0 [7th]	0/1	101* [4th]	3.3 [7th]	27.3% [12th]
IPL CAREER	57	1,668	37.1	146.6	9/1	101*	5.4	30.8%

RECENT FORM · 2026 SEASON

All 6 innings · height = runs

SR <120 120–150 150–180 180+ not out

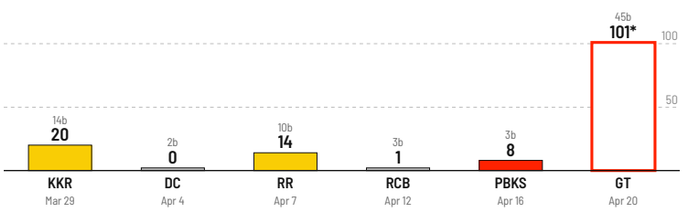

Date	Opp	H/A	R (B)	SR	How out	Dismissed by
Apr 20	GT	A	**101*** (45)	224.4	Not out	–
Apr 16	PBKS	H	**8** (3)	266.7	Run out (Vyshak)	–
Apr 12	RCB	H	**1** (3)	33.3	c Duffy, sh fine leg	S Sharma (LB)
Apr 7	RR	A	**14** (10)	140.0	c Hetmyer, deep mid wkt	R Bishnoi (LB)
Apr 4	DC	A	**0** (2)	0.0	c & b	M Kumar (RFM)

PHASE PROFILE

Career · Powerplay 1–6, Middle 7–15, Death 16–20

Phase	% Balls	SR	Avg	Dot %	Bdry %	2026 SR
Powerplay	11.8%	**126.5**	33.4	42.4%	17.4%	123.1 (13b)
Middle	66.2%	**135.2**	47.5	30.5%	15.7%	118.2 (33b)
Death	22.0%	**195.1**	28.1	26.5%	29.0%	287.1 (31b)

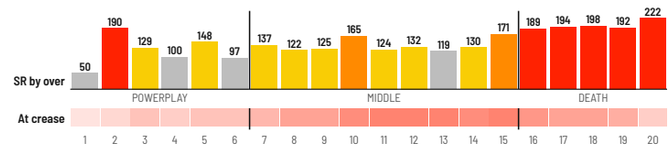

Typically arrives: **over 9** (19 innings since 2025) · stays to over **14.6** · **18.3** balls a visit

At crease = share of those 19 innings with him in during each over; the matchup boxes use this window.

VS BOWLING TYPE

Career · grey = under 30 balls

Type	Balls	SR	Avg	Dis	Dot %	2026 SR
Right-arm pace	492	**155.3**	34.7	22	33.7%	218.0 (50b)
Left-arm pace	128	**145.3**	46.5	4	36.7%	– (3b)
Off-spin	124	**127.4**	79.0	2	25.0%	– (5b)
Leg-spin	215	**142.8**	38.4	8	27.4%	– (19b)
Left-arm orthodox	107	**148.6**	159.0	1	25.2%	– (0b)
Left-arm wrist spin	49	**140.8**	69.0	1	32.7%	– (0b)

2026 SR only at 30+ balls. Dis = credited to the bowler.

SCORING ZONES + DISMISSALS

Career

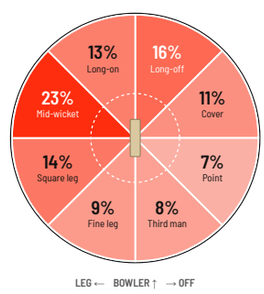

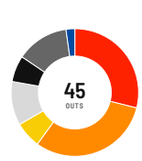

Caught, leg side	13	29%
Caught, off side	14	31%
Caught, keeper	3	7%
Bowled	5	11%
LBW	3	7%
Run out	6	13%
Other	1	2%

% of 1,641 career runs with a zone

VS CSK · VENUE · SET / CHASE

Career

Split	Inn	Runs	Avg	SR	HS
v CSK, career	5	169	56.3	122.5	51*
At Wankhede Stadium	22	457	26.9	126.9	56
Setting	25	754	37.7	149.0	101*
Chasing	32	914	36.6	144.6	64

TENDENCIES

Each split clears its sample minimum

- **Scores faster v pace:** SR 158, out every 23 balls since 2024; v spin it is SR 139, out every 37 balls.
- **Falls fastest at the death:** out every 13.6 balls (SR 208) in overs 16–20, against every 30.2 in overs 7–15.

MATCHUPS · CSK ATTACK

Proj. = 2026 overs/game × CSK's last 3 games · by crease overlap · under 12 balls together: v same bowling style



NOOR AHMAD

Left-arm wrist spin · CSK

See p.35

Proj. **3.5** ov
≈**1.5** ov while he's in

Only 6 balls between them (5 runs, 1 out). Below: Varma v left-arm wrist spin bowlers since 2024.

BALLS	RUNS	SR	DIS	DOT %	4S/6S
37	49	132.4	1	38	4/2

Last meeting: 5 (6), leg before wicket · Chennai, Mar 2025

Likely meet: 1 of his 21 overs in the powerplay; over 11 in 4 of 6 games.

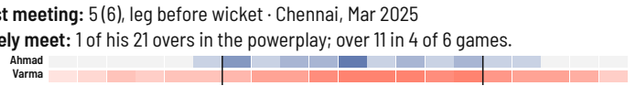

ANSHUL KAMBOJ

Right-arm fast-medium · CSK

See p.34

Proj. **3.6** ov
≈**0.9** ov while he's in

Have not faced each other in the IPL. Below: Varma v right-arm fast-medium bowlers since 2024.

BALLS	RUNS	SR	DIS	DOT %	4S/6S
169	285	168.6	7	25	27/13

Likely meet: 8 of his 21.4 overs in the powerplay; over 12 in 1 of 6 games.

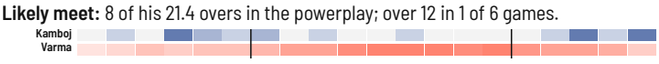

KHALEEL AHMED

Left-arm fast-medium · CSK

Proj. **2.2** ov
≈**0.5** ov while he's in

BALLS	RUNS	SR	DIS	DOT %	4S/6S
13	13	100.0	2	46	2/0

Last meeting: 0 (3) · Chennai, Mar 2025 · **Last out to him:** caught, Apr 2024

Likely meet: 13 of his 16.5 overs in the powerplay; over 10 in 1 of 5 games.

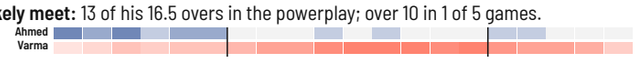



MUKESH CHOUDHARY

Left-arm fast-medium · CSK

See p.36

Proj. **0.7** ov
≈**0.1** ov while he's in

Only 9 balls between them (9 runs, 0 out). Below: Varma v left-arm fast-medium bowlers since 2024.

BALLS	RUNS	SR	DIS	DOT %	4S/6S
49	65	132.7	1	39	3/4

Last meeting: 5 (3) · Mumbai, May 2022

Likely meet: 2 of his 2 overs in the powerplay; none in overs 10–16.

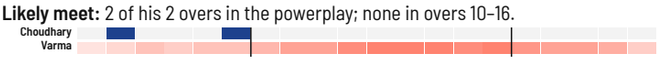

Also faces: Gurjapneet Singh LFM, 3.1 ov (no H2H) · **Jamie Overton** RFM, 3.0 ov (no H2H) · **Akeal Hosein** SLA, 2.0 ov (no H2H) · **Matt Short** OB, 0.5 ov (no H2H).

All figures through Match 32. Phases: powerplay 1–6, middle 7–15, death 16–20. Bio as of 2026-04-23.

Photos: Cricbuzz

blitz

HARDIK PANDYA #33

MUMBAI INDIANS

BOWLING AR | CAPTAIN | Right-hand bat · Right-arm medium-fast

AGE	OVERSEAS	PRICE	IPL DEBUT	IPL MATCHES
32y 194d	No India	₹16.35 Cr retained 2026	2015	157 158th tonight

TONIGHT Bats #6 · ~3 overs (1 PP + 1 middle + 1 death) · Bowls first, bats in the chase — MI WON THE TOSS AND CHOSE TO FIELD

One of four players with 2,500 IPL runs and 80 wickets, alongside Watson, Jadeja and Russell.

Hardik Pandya grew up in Gujarat, moved to Vadodara as a boy and came through Baroda and Kiran More's academy before Mumbai Indians signed him in 2015. He made his India T20 debut in 2016 and later captained Gujarat Titans to the IPL title in their debut season. Traded back to Mumbai, he now leads the side; this season Mumbai Indians sit near the foot of the table and his captaincy has drawn external scrutiny.

BATTING — RIGHT-HAND BAT

	INN	RUNS	AVG	SR	HS	DOT%
2026	**5**	**96**	**24.0**	**143.3**	**40**	**22%**
Career	145	2,845	28.2	146.8	91	27%

FORM · LAST 10 INNINGS

bar = runs · shade = SR · dot = result

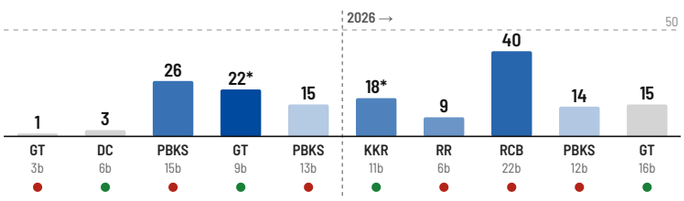

PHASE PROFILE — since 2024

PHASE	BALLS	SR	AVG	BDRY%
Powerplay 1–6	16	156.2	12.5	31%
Middle 7–15	193	145.6	35.1	20%
Death 16–20	146	157.5	15.3	20%

V BOWLING TYPE · WHERE HE SCORES — since 2024

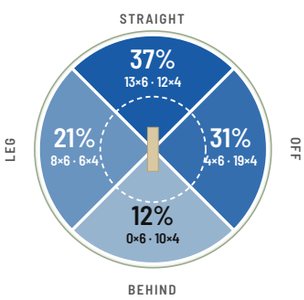

	BALLS	SR	OUT EVERY	BDRY%
v Pace	242	145.9	12b	19%
v Spin	113	161.9	23b	23%

Wheel: share of his runs by zone, off side to the right; sixes and fours per zone underneath.

CONTEXT — career

	INN	RUNS	SR	AVG	HS
v CSK	16	210	143.8	23.3	25*
At Wankhede	47	844	149.4	26.4	62*
Setting	77	1,632	147.2	30.2	87*
Chasing TONIGHT	68	1,213	146.3	25.8	91

TENDENCIES

- **Scores faster v spin:** SR 162, out every 23 balls since 2024; v pace it is SR 146, out every 12 balls.
- **Falls fastest at the death:** out every 9.7 balls (SR 158) in overs 16–20, against every 24.1 in overs 7–15.

BOWLING — RIGHT-ARM MEDIUM-FAST

	INN	OVERS	WKTS	ECON	SR	DOT%
2026	**5**	**13**	**3**	**11.69**	**26.0**	**23%**
Career	112	284.2	81	9.30	21.1	28%

FORM · LAST 10 SPELLS

bar = economy · dashed = career 9.30 · label = figures

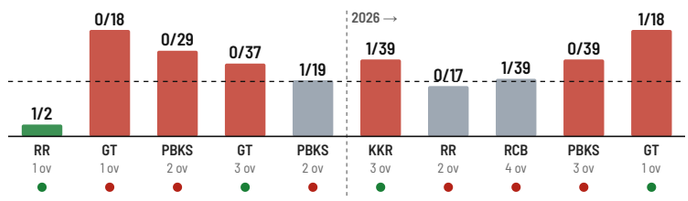

OVER MAP

balls per over since 2024 · colour = econ · ● wicket

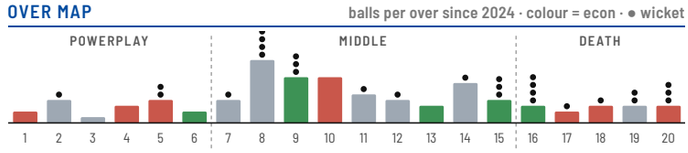

PHASE PROFILE — since 2024

PHASE	BALLS	ECON	WKTS	DOT%
Powerplay 1–6	96	11.31	3	34%
Middle 7–15	324	9.41	14	24%
Death 16–20	84	13.71	11	10%

V BATTER HAND — since 2024

	BALLS	ECON	WKTS	WKT EVERY	DOT%
v RHB	320	10.52	20	16b	26%
v LHB	184	10.43	8	23b	19%

LENGTH MIX — share of balls since 2024

FULL	GOOD LENGTH	BACK OF LENGTH	SHORT
20%	32%	27%	21%
econ 13.0 · 1 wkt / 20b	econ 9.9 · 1 wkt / 23b	econ 9.0 · 1 wkt / 27b	econ 10.8 · 1 wkt / 9b

CONTEXT — career

	INN	OVERS	WKTS	ECON	BEST
v CSK	13	33	10	8.09	3/20
At Wankhede	44	114.1	37	9.81	3/20
Bowling first TONIGHT	59	155	48	9.54	5/36
Defending	53	129.2	33	9.02	3/20

TENDENCIES

- **Powerplay over in every 2026 match:** 6 of his 13 overs this season came in overs 1–6.
- **Short is his wicket ball:** 11 wickets in 104 short balls since 2024 (one every 9.5), one every 23.5 on other lengths.

BOWLERS HE FACES — CSK ATTACK · CAREER HEAD-TO-HEAD

Noor Ahmad
Left-arm unorthodox
2026: 21 ov · 4 wkts · econ 9.57 · 86% of balls in overs 7–15

First IPL meeting
Have not faced each other in the IPL. Pandya v left-arm wrist spin since 2024: 25 off 15 · SR 167 · 0 out · dot 27% · 4s/6s 3/1.

Gurjapneet Singh
Left-arm fast-medium
2026: 9.1 ov · 2 wkts · econ 10.47 · 76% of balls in overs 7–15

First IPL meeting
Have not faced each other in the IPL. Pandya v left-arm fast-medium since 2024: 49 off 32 · SR 153 · 3 out · dot 38% · 4s/6s 4/3.

ALSO **Jamie Overton** (first meeting) · **Anshul Kamboj** (first meeting) · **Shivam Dube** (first meeting)

BATTERS HE BOWLS TO — CSK ORDER · CAREER HEAD-TO-HEAD

Sanju Samson
Bats #1 · RHB
2026: 192 runs · SR 174.5 · 49% of balls in overs 1–6

68 off 38 · 2 out
SR 178.9 · dots 9 · 4s/6s 7/4 · 9 m
EVEN CONTEST

Sarfaraz Khan
Bats #3 · RHB
2026: 147 runs · SR 172.9 · 48% of balls in overs 7–15

10 off 12 · 0 out
SR 83.3 · dots 4 · 4s/6s 1/0 · 2 m
PANDYA'S EDGE

ALSO **Ruturaj Gaikwad** (30 off 19, 1 out) · **Jamie Overton** (first meeting) · **Dewald Brevis** (first meeting)

All figures through Match 32 (every IPL match before first ball; main innings, no Super Overs). **Phases:** powerplay overs 1–6 · middle 7–15 · death 16–20. Splits, phases, over map, lengths and wheel: 2024–26. **All-rounder by rule:** bowled in 19 of 20 matches and batted in the top 7 in 20 of 20 innings (2025–26); 10.2 balls faced v 14.4 bowled per match = Bowling AR. **Matchups:** ranked by expected balls, his 2026 phase mix × each opponent's 2026 balls per match by phase (rates over at least 3 matches); Impact options weighted by one over the number named. **Tonight overs:** 2026 overs per match, split by phase share. **Bio:** curated player-bio table, as of 2026-04-23.

SHERFANE RUTHERFORD

MUMBAI INDIANS

LOWER ORDER

BATS	AGE	OVERSEAS	PRICE	IPL DEBUT	IPL MATCHES
LHB	27y 251d	Yes	₹2.60 Cr traded 2026	2019	29

TONIGHT Bats #7 · Started 4 of 6 games; Impact sub in 2

Sherfane Rutherford grew up in Enmore, Guyana, and came through the region's age-group and first-class sides before debuting for the West Indies in a T20I against Bangladesh. He announced himself at the Global T20 Canada, where an unbeaten 134 carried West Indies B past Vancouver Knights and into the final. A middle-order left-hander who bowls right-arm medium pace, he holds the T20I record for the highest sixth-wicket stand, 139 with Andre Russell in Perth. Mumbai Indians acquired him from Gujarat Titans in an off-season trade.

SNAPSHOT · SEASON VS CAREER

[League rank]: runs and HS among 130 batters; rate stats among 54 with 60+ balls

	Inn	Runs	Avg	SR	50/100	HS	Balls/Bdry	Dot %
SEASON 2026	5	103 [47th]	34.3	194.3	1/0	71* [21st]	3.5	37.7%
IPL CAREER	25	500	26.3	146.2	1/0	71*	5.2	38.0%

RECENT FORM · 2026 SEASON

All 5 innings · height = runs

SR <120 120–150 150–180 180+ not out

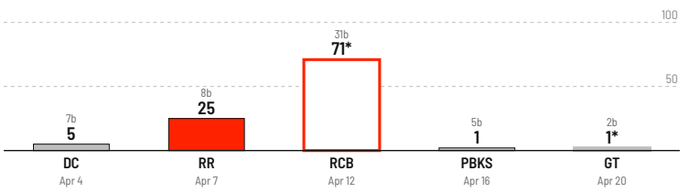

Date	Opp	H/A	R (B)	SR	How out	Dismissed by
Apr 20	GT	A	1* (2)	50.0	Not out	–
Apr 16	PBKS	H	1 (5)	20.0	Bowled	A Singh (LFM)
Apr 12	RCB	H	71* (31)	229.0	Not out	–
Apr 7	RR	A	25 (8)	312.5	c Sharma, sh third man	T Deshpande (RFM)
Apr 4	DC	A	5 (7)	71.4	c Kumar, deep sq leg	V Nigam (LB)

PHASE PROFILE

Career · Powerplay 1–6, Middle 7–15, Death 16–20

Phase	% Balls	SR	Avg	Dot %	Bdry %	2026 SR
Powerplay	4.7%	25.0	4.0	81.2%	0.0%	0.0 (0b)
Middle	48.5%	142.8	59.2	36.7%	18.7%	186.4 (22b)
Death	46.8%	161.9	18.5	35.0%	21.9%	200.0 (31b)

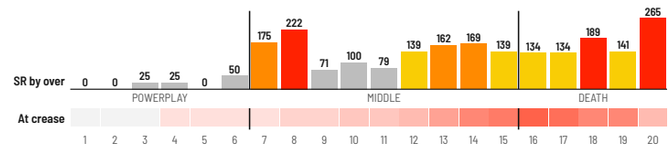

Typically arrives: **over 13** (16 innings since 2025) · stays to over **16.6** · **14.9** balls a visit

At crease = share of those 16 innings with him in during each over; the matchup boxes use this window.

VS BOWLING TYPE

Career · grey = under 30 balls

Type	Balls	SR	Avg	Dis	Dot %	2026 SR
Right-arm pace	178	164.0	29.2	10	35.4%	246.7 (30b)
Left-arm pace	37	127.0	9.4	5	37.8%	– (5b)
Off-spin	33	118.2	39.0	1	48.5%	– (0b)
Leg-spin	59	96.6	19.0	3	49.2%	– (11b)
Left-arm orthodox	22	200.0	–	0	22.7%	– (5b)
Left-arm wrist spin	13	161.5	–	0	23.1%	– (2b)

2026 SR only at 30+ balls. Dis = credited to the bowler.

SCORING ZONES + DISMISSALS

Career

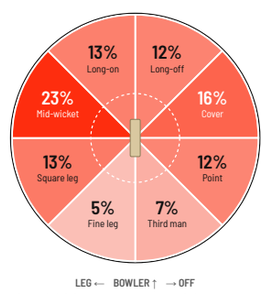

Caught, leg side	5	26%
Caught, off side	8	42%
Caught, keeper	2	11%
Bowled	2	11%
LBW	2	11%

% of 499 career runs with a zone

VS CSK · VENUE · SET / CHASE

Career

Split	Inn	Runs	Avg	SR	HS
v CSK, career	3	12	4.0	60.0	10
At Wankhede Stadium	4	105	35.0	172.1	71*
Setting	8	92	15.3	127.8	28*
Chasing	17	408	31.4	151.1	71*

TENDENCIES

Each split clears its sample minimum

- **Scores faster v pace:** SR 169, out every 15 balls since 2024; v spin it is SR 158, out every 74 balls.
- **Falls fastest at the death:** out every 13.1 balls (SR 164) in overs 16–20, against every 58.0 in overs 7–15.

MATCHUPS · CSK ATTACK

Proj. = 2026 overs/game × CSK's last 3 games · by crease overlap · under 12 balls together: v same bowling style

GURJAPNEET SINGH

Left-arm fast-medium · CSK

Proj. **3.1** ov
≈**1.2** ov while he's in

Have not faced each other in the IPL. Below: Rutherford v left-arm fast-medium bowlers since 2024.

BALLS	RUNS	SR	DIS	DOT %	4S/6S
35	46	131.4	4	37	2/3

Likely meet: 0 of his 9.1 overs in the powerplay; over 17 in 2 of 3 games.

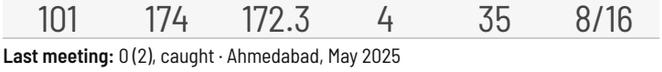

NOOR AHMAD

Left-arm wrist spin · CSK

See p.35

Proj. **3.5** ov
≈**0.9** ov while he's in

Have not faced each other in the IPL. Below: Rutherford v left-arm wrist spin bowlers since 2024.

BALLS	RUNS	SR	DIS	DOT %	4S/6S
13	21	161.5	0	23	2/1

Likely meet: 1 of his 21 overs in the powerplay; over 15 in 2 of 6 games.

ANSHUL KAMBOJ

Right-arm fast-medium · CSK

See p.34

Proj. **3.6** ov
≈**0.8** ov while he's in

Only 2 balls between them (0 runs, 1 out). Below: Rutherford v right-arm fast-medium bowlers since 2024.

BALLS	RUNS	SR	DIS	DOT %	4S/6S
101	174	172.3	4	35	8/16

Last meeting: 0 (2), caught · Ahmedabad, May 2025

Likely meet: 8 of his 21.4 overs in the powerplay; over 18 in 4 of 6 games.



KHALEEL AHMED

Left-arm fast-medium · CSK

Proj. **2.2** ov
≈**0.3** ov while he's in

Only 2 balls between them (0 runs, 0 out). Below: Rutherford v left-arm fast-medium bowlers since 2024.

BALLS	RUNS	SR	DIS	DOT %	4S/6S
35	46	131.4	4	37	2/3

Last meeting: 0 (2) · Ahmedabad, May 2025

Likely meet: 13 of his 16.5 overs in the powerplay; over 16 in 1 of 5 games.

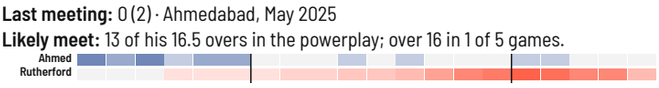

Also faces: Jamie Overton RFM, 3.0 ov (no H2H) · **Akeal Hosein** SLA, 2.0 ov (no H2H) · **Matt Short** OB, 0.5 ov (no H2H) · **Mukesh Choudhary** LFM, 0.7 ov (no H2H).

All figures through Match 32. Phases: powerplay 1–6, middle 7–15, death 16–20. Bio as of 2026-04-23.

Photos: Cricbuzz.



blitz

MITCH SANTNER #74

MIDDLE OVERS

Left-arm orthodox · Left-hand bat · Mumbai Indians

AGE **34** STATUS **New Zealand · not overseas** IPL DEBUT **2019 · CSK** IPL MATCHES **34**

TONIGHT **2 PP + 2 Mid** · projected overs 4, 5, 7, 10, from 2026 usage

Mitchell Santner grew up in Hamilton, Waikato, and came through Northern Districts before earning a New Zealand one-day call-up on the England tour that followed his first full domestic season. He now captains the Black Caps in white-ball cricket and led New Zealand to a Champions Trophy final. After several seasons with Chennai Super Kings, where he was part of a title-winning squad, Mumbai Indians signed him at the auction for two crore rupees and retained him. He joined the squad late this season for the birth of his child. He is 3rd among MI's wicket-takers this season, with a share of the side's wickets, and took two of them in the one match MI have won.

SNAPSHOT

	Inn	Overs	Wkts	Econ	Avg	SR	Best	Dot %	Bdry %
Season 2026	3	10	4 T-39th	8.10 11th	20.25 16th	15.0 18th	2/16	40.0 14th	20.0 T-23rd
IPL career	34	110.3	29 T-128th	7.38 29th	28.14 81st	22.9 130th	3/11	36.2 116th	14.3 43rd

League rank in superscript: 2026 among 54 bowlers with 10+ overs, career among 201 with 50+ overs (wickets rank all bowlers). Bdry % = legal balls hit for 4 or 6.

OVER MAP · SHARE OF 2026 MATCHES BOWLING EACH OVER

POWERPLAY 1–6 · MIDDLE 7–15 · DEATH 16–20

Over	1	2	3	4	5	6	7	8	9	10	11	12	13	14	15	16	17	18	19	20
%				33%	33%		67%	33%	33%	67%		33%				33%				

Bowls overs 7, 10 in 67% of matches (2 of 3). Outlined: projected tonight (2 PP + 2 Mid). This usage drives every "likely meet" line.

RECENT FORM · LAST 3 SPELLS, 2026

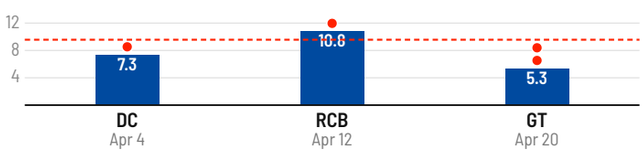

Bar = economy · red dot = wicket · dashed = 2026 league economy (9.57)

Date	Opp	H/A	O-R-W	Phases	Dismissed
Apr 20	GT	A	3-16-2	Mid 3	W Sundar, G Phillips
Apr 12	RCB	H	4-43-1	PP 1 · Mid 2 · Death 1	R Patidar
Apr 4	DC	A	3-22-1	PP 1 · Mid 2	P Nissanka

PHASE PROFILE · 2026

Phase	% of overs	Econ	Lg econ	Dot %	Wkts	SR	Bdry %
Powerplay	20%	16.00	9.74	33.3	0	-	50.0
Middle	70%	6.00	9.21	40.5	3	14.0	11.9
Death	10%	7.00	10.11	50.0	1	6.0	16.7

SPELL MAP · OVERS BOWLED EACH MATCH, WICKETS IN RED

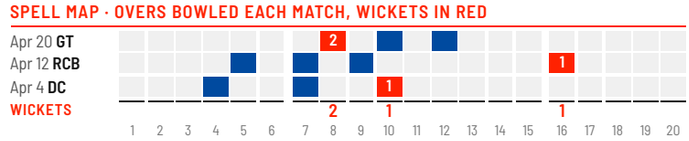

VS BATTER HAND

Hand	Balls	Econ	SR	Avg	Dot %
Right-handers 2026	53	8.94	17.7	26.33	35.8
Left-handers 2026	7	1.71	7.0	2.00	71.4
Right-handers Career	508	7.12	23.1	27.41	38.0
Left-handers Career	155	8.25	22.1	30.43	30.3

1 left-handers in CSK's projected top 7 tonight: Shivam Dube.

LINE BY HAND · 2026

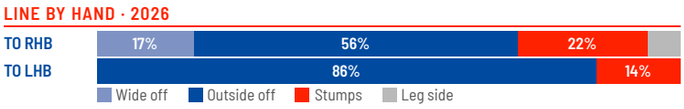

LENGTHS & VARIATIONS · 2026

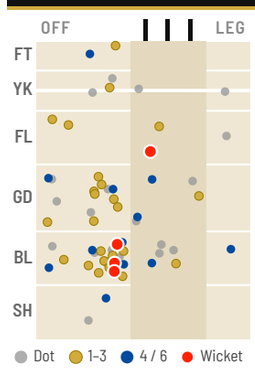

Length	Share	Econ	Dot %	Wkts
Full toss	3%	15.00	0.0	0
Yorker	8%	1.20	80.0	0
Full	8%	3.60	40.0	1
Good	30%	9.33	33.3	0
Back of length	47%	8.14	39.3	3
Short	3%	18.00	50.0	0

SLOWER BALLS & CUTTERS 0 of 60 (0.0%)

MOVEMENT 58 left-arm orthodox stock, 1 quicker ball, 1 arm ball

4 WICKETS 4 caught

Pitch map: batter-relative, from behind the bowler (off side left). FT full toss · YK yorker · FL full · GD good · BL back of length · SH short.

CONTEXT · CAREER VS OPPONENT, AT VENUE, BOWLING FIRST VS DEFENDING

Career	Inn	Overs	Wkts	Econ	SR	Best
Vs CSK	2	5.1	1	7.35	31.0	1/14
At Wankhede Stadium	10	33.2	9	6.72	22.2	3/11
Bowling first	18	60.2	13	7.28	27.8	2/13
Defending	16	50.1	16	7.51	18.8	3/11

TENDENCIES

- 4 of his 4 wickets this season came off back-of-length balls (3) and full balls (1).
- Career economy 7.5 defending a total vs 7.3 bowling first.

MATCHUPS · CSK PROJECTED TOP 7, BY CREASE-TIME OVERLAP AND PREVIOUS MEETINGS

DEWALD BREVIS

SEE P.31

RHB · Finisher · #6 projected

H2H	**Only 3 balls between them (3 runs, 0 out).**
VS RHB MIDDLE ORDER	110 off 90 · SR 122 · 4 out · dot 30% · 4s/6s 9/3 · his line since 2024
LAST MEETING	Apr 21, 2022 · Navi Mumbai · 3 (3), not out
LIKELY MEET	**Over 7** Mid, in 1 of 3 · **Over 10** Mid, in 1 of 3

AYUSH MHATRE

SEE P.28

RHB · Top order · #3 projected

H2H	**Only 3 balls between them (2 runs, 0 out).**
VS RHB TOP ORDER	202 off 148 · SR 136 · 7 out · dot 39% · 4s/6s 22/8 · his line since 2024
LAST MEETING	Apr 20, 2025 · Mumbai · 2 (3), not out
LIKELY MEET	**Over 4** PP, in 4 of 6 · **Over 7** Mid, in 2 of 6

SANJU SAMSON

SEE P.26

RHB · Opener · WK · #1 projected

H2H	**Only 7 balls between them (1 runs, 2 out).**
VS RHB TOP ORDER	202 off 148 · SR 136 · 7 out · dot 39% · 4s/6s 22/8 · his line since 2024
LAST MEETING	May 20, 2022 · Mumbai (BS) · 1 (5), caught
LIKELY MEET	**Over 7** Mid, in 2 of 6 · **Over 10** Mid, in 2 of 6

RUTURAJ GAIKWAD

SEE P.27

RHB · Opener · #2 projected

H2H	**Only 6 balls between them (14 runs, 0 out).**
VS RHB TOP ORDER	202 off 148 · SR 136 · 7 out · dot 39% · 4s/6s 22/8 · his line since 2024
LAST MEETING	Mar 23, 2025 · Chennai · 14 (6), not out
LIKELY MEET	**Over 4** PP, in 3 of 6 · **Over 7** Mid, in 2 of 6

ALSO BOWLS TO **Matt Short** #4 (no meeting; see p.29) · **Sarfaraz Khan** #5 (no meeting; see p.30) · **Shivam Dube** #7 (no meeting; see p.32)

Boxes: highest overlap first; a box with no previous meeting gives way to a top-7 batter he has bowled to. H2H: career, before tonight; under 12 balls, the box shows his line v batters of the same hand and order bracket (top 1-3, middle 4-6, lower 7-11). Likely meet: overs where his 2026 usage meets the batter's crease time, with matches at the crease in that over (of matches played).

All figures through Match 32 · iplfinal ball-by-ball · Bio as of 2026-04-23

Phases: powerplay 1–6 · middle 7–15 · death 16–20

blitz

KB

KRISH BHAGAT

NEW BALL

Right-arm fast · Right-hand bat · Mumbai Indians

AGE **21** STATUS **India · not overseas** IPL DEBUT **2026 · MI** IPL MATCHES **1**

TONIGHT **2 PP** · projected overs 4, 6, from 2026 usage

Krish Bhagat, from Jalandhar, is a right-arm fast bowler who plays his domestic cricket for Punjab. He first came through the Mumbai Indians system as a support bowler in the franchise's practice set-up. His route was interrupted by a spinal cord injury and a missed India Under-19 World Cup camp before a CK Nayudu Trophy season restored it. Signed in April after Atharva Ankolekar's injury, he made his IPL debut against Gujarat Titans on April 20.

SNAPSHOT

	Inn	Overs	Wkts	Econ	Avg	SR	Best	Dot %	Bdry %
Season 2026	1	2	0 T-77th	5.00	-	-	0/10	50.0	8.3
IPL career	1	2	0 T-482nd	5.00	-	-	0/10	50.0	8.3

League rank in superscript: 2026 among 54 bowlers with 10+ overs, career among 201 with 50+ overs (wickets rank all bowlers). Bdry % = legal balls hit for 4 or 6.

OVER MAP · SHARE OF 2026 MATCHES BOWLING EACH OVER

POWERPLAY 1–6 · MIDDLE 7–15 · DEATH 16–20



Bowls overs 4, 6 in 100% of matches (1 of 1). Outlined: projected tonight (2 PP). This usage drives every "likely meet" line.

RECENT FORM · LAST 1 SPELLS, 2026

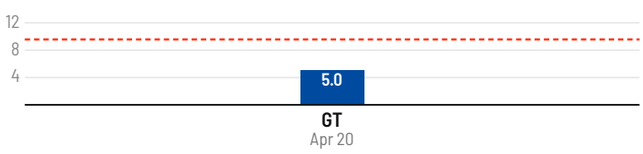

Bar = economy · red dot = wicket · dashed = 2026 league economy (9.57)

Date	Opp	H/A	O-R-W	Phases	Dismissed
Apr 20	GT	A	2-10-0	PP 2	–

PHASE PROFILE · 2026

Phase	% of overs	Econ	Lg econ	Dot %	Wkts	SR	Bdry %
Powerplay	100%	5.00	9.74	50.0	0	-	8.3
Middle	0%	-	9.21	-	0	-	-
Death	0%	-	10.11	-	0	-	-

SPELL MAP · OVERS BOWLED EACH MATCH, WICKETS IN RED

VS BATTER HAND

Hand	Balls	Econ	SR	Avg	Dot %
Right-handers 2026	8	6.00	-	-	50.0
Left-handers 2026	4	3.00	-	-	50.0
Right-handers Career	8	6.00	-	-	50.0
Left-handers Career	4	3.00	-	-	50.0

1 left-handers in CSK's projected top 7 tonight: Shivam Dube.

LINE BY HAND · 2026

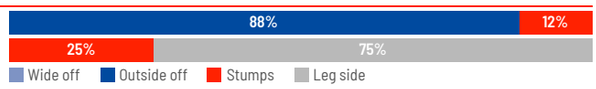

LENGTHS & VARIATIONS · 2026

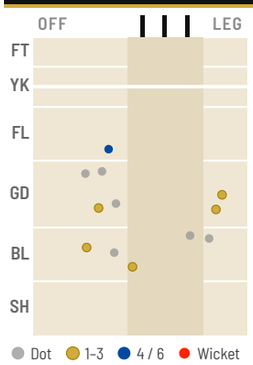

Length	Share	Econ	Dot %	Wkts
Full	8%	24.00	0.0	0
Good	50%	4.00	50.0	0
Back of length	42%	2.40	60.0	0

SLOWER BALLS & CUTTERS 0 of 12 (0.0%)

MOVEMENT 1 in swinger

0 WICKETS

Pitch map: batter-relative, from behind the bowler (off side left). FT full toss · YK yorker · FL full · GD good · BL back of length · SH short.

CONTEXT · CAREER VS OPPONENT, AT VENUE, BOWLING FIRST VS DEFENDING

Career	Inn	Overs	Wkts	Econ	SR	Best
Vs CSK	First meeting					
At Wankhede Stadium	No spells					
Bowling first	No spells					
Defending	1	2	0	5.00	-	0/10

TENDENCIES

MATCHUPS · CSK PROJECTED TOP 7, BY CREASE-TIME OVERLAP AND PREVIOUS MEETINGS

MATT SHORT

SEE P.29

RHB · Middle order · #4 projected

H2H **Have not faced each other in the IPL.**

VS RHB MIDDLE ORDER 3 off 4 · SR 75 · 0 out · dot 50% · 4s/6s 0/0 · his line since 2024

LIKELY MEET **Over 4** PP, in 1 of 2 · **Over 6** PP, in 2 of 2

RUTURAJ GAIKWAD

SEE P.27

RHB · Opener · #2 projected

H2H **Have not faced each other in the IPL.**

VS RHB TOP ORDER 5 off 4 · SR 125 · 0 out · dot 50% · 4s/6s 1/0 · his line since 2024

LIKELY MEET **Over 4** PP, in 3 of 6 · **Over 6** PP, in 3 of 6

AYUSH MHATRE

SEE P.28

RHB · Top order · #3 projected

H2H **Have not faced each other in the IPL.**

VS RHB TOP ORDER 5 off 4 · SR 125 · 0 out · dot 50% · 4s/6s 1/0 · his line since 2024

LIKELY MEET **Over 4** PP, in 4 of 6 · **Over 6** PP, in 2 of 6

SARFARAZ KHAN

SEE P.30

RHB · Middle order · #5 projected

H2H **Have not faced each other in the IPL.**

VS RHB MIDDLE ORDER 3 off 4 · SR 75 · 0 out · dot 50% · 4s/6s 0/0 · his line since 2024

LIKELY MEET **Over 4** PP, in 2 of 6 · **Over 6** PP, in 3 of 6

ALSO BOWLS TO **Sanju Samson** #1 (no meeting; see p.26) · **Dewald Brevis** #6 (no meeting; see p.31) · **Shivam Dube** #7 (no meeting; see p.32)

Boxes: highest overlap first; a box with no previous meeting gives way to a top-7 batter he has bowled to. H2H: career, before tonight; under 12 balls, the box shows his line v batters of the same hand and order bracket (top 1-3, middle 4-6, lower 7-11). Likely meet: overs where his 2026 usage meets the batter's crease time, with matches at the crease in that over (of matches played).

All figures through Match 32 · iplfinal ball-by-ball · Bio as of 2026-04-23

Phases: powerplay 1–6 · middle 7–15 · death 16–20

MUMBAI INDIANS BOWLER · MI VS CSK · MATCH 33 · WANKHEDE STADIUM, MUMBAI · THURSDAY, APRIL 23, 2026

blitz

JASPRIT BUMRAH #93 ALL-PHASE

Right-arm fast-medium · Right-hand bat · Mumbai Indians

AGE **32** STATUS **India · not overseas** PRICE **₹18.00 Cr · retained** IPL DEBUT **2013 · MI** IPL MATCHES **151**

TONIGHT **3 PP + 1 Mid** · projected overs 1, 2, 6, 13, from 2026 usage

Jasprit Bumrah was born in Ahmedabad and came through Gujarat's domestic set-up, making his T20 debut for the state in the 2012-13 Syed Mushtaq Ali Trophy. Mumbai Indians scout John Wright spotted him at that tournament and signed him ahead of IPL 2013, where his first IPL wicket was Virat Kohli. He has won five IPL titles with Mumbai and was Player of the Tournament when India won the 2024 T20 World Cup. He began this season without a wicket before striking with his first ball against Gujarat Titans on April 20. He is 6th among MI's wicket-takers this season, with a share of the side's wickets, and took one of them in the two matches MI have won.

SNAPSHOT

	Inn	Overs	Wkts	Econ	Avg	SR	Best	Dot %	Bdry %
Season 2026	6	22	1 T-65th	8.14 12th	179.00 54th	132.0 54th	1/15	37.1 20th	18.2 18th
IPL career	151	578.1	184 6th	7.28 22nd	22.88 16th	18.9 51st	5/10	42.3 35th	14.5 47th

League rank in superscript: 2026 among 54 bowlers with 10+ overs, career among 201 with 50+ overs (wickets rank all bowlers). Bdry % = legal balls hit for 4 or 6.

OVER MAP · SHARE OF 2026 MATCHES BOWLING EACH OVER

POWERPLAY 1–6 · MIDDLE 7–15 · DEATH 16–20

1	2	3	4	5	6	7	8	9	10	11	12	13	14	15	16	17	18	19	20
17%	50%	17%	17%	17%	50%	17%			17%		17%	33%	17%	17%	17%	17%	17%	17%	17%

Bowls overs 2, 6 in 50% of matches (3 of 6). Outlined: projected tonight (3 PP + 1 Mid). This usage drives every "likely meet" line.

RECENT FORM · LAST 5 SPELLS, 2026

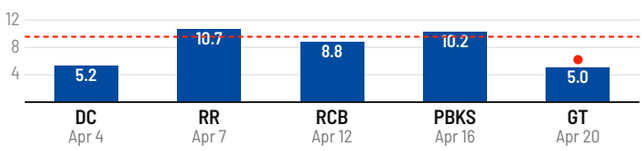

Bar = economy · red dot = wicket · dashed = 2026 league economy (9.57)

Date	Opp	H/A	O-R-W	Phases	Dismissed
Apr 20	GT	A	3-15-1	PP 2 · Mid 1	S Sudharsan
Apr 16	PBKS	H	4-41-0	PP 2 · Mid 2	–
Apr 12	RCB	H	4-35-0	PP 2 · Death 2	–
Apr 7	RR	A	3-32-0	PP 1 · Mid 2	–
Apr 4	DC	A	4-21-0	PP 2 · Mid 1 · Death 1	–

PHASE PROFILE · 2026

Phase	% of overs	Econ	Lg econ	Dot %	Wkts	SR	Bdry %
Powerplay	45%	7.50	9.74	45.0	1	60.0	18.3
Middle	32%	7.86	9.21	33.3	0	-	14.3
Death	23%	9.80	10.11	26.7	0	-	23.3

SPELL MAP · OVERS BOWLED EACH MATCH, WICKETS IN RED

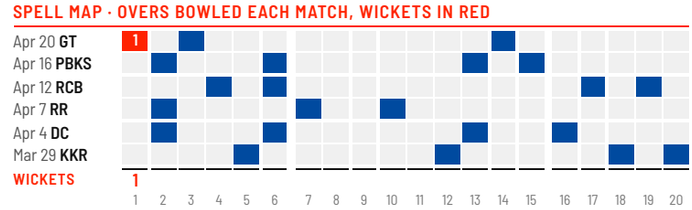

VS BATTER HAND

Hand	Balls	Econ	SR	Avg	Dot %
Right-handers 2026	93	8.06	-	-	34.4
Left-handers 2026	39	8.31	39.0	54.00	43.6
Right-handers Career	2363	7.64	20.0	25.48	41.3
Left-handers Career	1106	6.53	16.8	18.23	44.7

1 left-handers in CSK's projected top 7 tonight: Shivam Dube.

LINE BY HAND · 2026

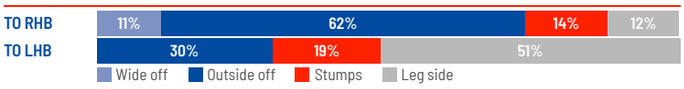

LENGTHS & VARIATIONS · 2026

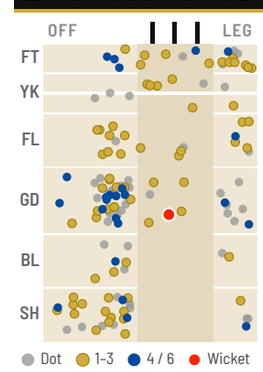

Length	Share	Econ	Dot %	Wkts
Full toss	17%	9.00	22.7	0
Yorker	8%	3.27	45.5	0
Full	13%	8.12	17.6	0
Good	39%	8.47	45.1	1
Back of length	7%	5.33	44.4	0
Short	17%	10.09	40.9	0

SLOWER BALLS & CUTTERS 45 of 132 (34.1%), econ 7.9

MOVEMENT 10 in swinger, 9 reverse in swinger, 8 away swinger, 1 reverse out swinger

1 WICKETS 1 caught

Pitch map: batter-relative, from behind the bowler (off side left). FT full toss · YK yorker · FL full · GD good · BL back of length · SH short.

CONTEXT · CAREER VS OPPONENT, AT VENUE, BOWLING FIRST VS DEFENDING

Career	Inn	Overs	Wkts	Econ	SR	Best
Vs CSK	16	61.4	14	7.57	26.4	2/10
At Wankhede Stadium	51	200.1	64	7.30	18.8	5/21
Bowling first	73	288.5	89	7.37	19.5	5/10
Defending	78	289.2	95	7.20	18.3	4/14

TENDENCIES

- Economy 7.5 in the powerplay vs 9.8 at the death; 1 powerplay wickets, 0 at the death.
- Left-handers strike at a wicket every 39.0 balls against him, right-handers every - (economy 8.3 vs 8.1).
- 1 of his 1 wickets this season came off good-length balls (1).
- Cutters and slower balls go at 7.9 an over (0 wkts) vs 8.3 for his stock ball.

MATCHUPS · CSK PROJECTED TOP 7, BY CREASE-TIME OVERLAP AND PREVIOUS MEETINGS



SANJU SAMSON

SEE P.26

RHB · Opener · WK · #1 projected

H2H 64 off 61 · 2 out · SR 105 · 9×4

LAST MEETING Apr 22, 2024 · Jaipur · 11 (7), not out

LIKELY MEET **Over 1** PP, in 6 of 6 · **Over 2** PP, in 6 of 6

FALLBACK vs right-arm pace, 2026: 104 off 56 · SR 186 · 4 out

SARFARAZ KHAN

SEE P.30

RHB · Middle order · #5 projected

H2H 24 off 17 · 1 out · SR 141 · 2×4 2×6

LAST MEETING May 21, 2022 · Mumbai · 6 (2), not out

LIKELY MEET **Over 2** PP, in 1 of 6 · **Over 6** PP, in 3 of 6

FALLBACK vs right-arm pace, 2026: 93 off 47 · SR 198 · 2 out

RUTURAJ GAIKWAD

SEE P.27

RHB · Opener · #2 projected

H2H 29 off 17 · not out · SR 171 · 2×4 2×6

LAST MEETING Apr 14, 2024 · Mumbai · 3 (4), not out

LIKELY MEET **Over 2** PP, in 5 of 6 · **Over 6** PP, in 3 of 6

FALLBACK vs right-arm pace, 2026: 58 off 48 · SR 121 · 3 out

SHIVAM DUBE

SEE P.32

LHB · Finisher · #7 projected

H2H 23 off 35 · 3 out · SR 66 · 2×4

LAST MEETING Apr 20, 2025 · Mumbai · 4 (9), caught

LIKELY MEET **Over 13** Mid, in 2 of 6 · **Over 17** Death, in 3 of 6

FALLBACK vs right-arm pace, 2026: 73 off 52 · SR 140 · 2 out

ALSO BOWLS TO **Ayush Mhatre** #3 (no meeting; see p.28) · **Matt Short** #4 (no meeting; see p.29) · **Dewald Brevis** #6 (no meeting; see p.31)

Boxes: highest overlap first; a box with no previous meeting gives way to a top-7 batter he has bowled to. H2H: career, before tonight; under 12 balls, the box shows his line v batters of the same hand and order bracket (top 1-3, middle 4-6, lower 7-11). Likely meet: overs where his 2026 usage meets the batter's crease time, with matches at the crease in that over (of matches played).

All figures through Match 32 · iplfinal ball-by-ball · Bio as of 2026-04-23

Phases: powerplay 1–6 · middle 7–15 · death 16–20

blitz

AM GHAZANFAR

MIDDLE OVERS

Right-arm off-break · Right-hand bat · Mumbai Indians

AGE **20** STATUS **Overseas** PRICE **₹4.80 Cr · retained** IPL DEBUT **2026 · MI** IPL MATCHES **4**

TONIGHT **3 PP + 1 Mid** · projected overs 3, 5, 6, 9, from 2026 usage

Born in Paktia and raised in Kabul, Allah Mohammad Ghazanfar started as a fast bowler before switching to off-spin during the Covid lockdown, learning the craft from former Afghanistan captain Dawlat Ahmadzai. He debuted for Afghanistan as a teenager and took six for 26 against Bangladesh in Sharjah, among the best ODI figures by an Afghanistan bowler. Mumbai Indians bought him at the 2025 mega auction, and after a back injury cost him the previous season, he made his IPL debut against Kolkata in this year's opener. He is 1st among MI's wicket-takers this season, with more than a fifth of the side's wickets, and took two of them in the two matches MI have won.

SNAPSHOT

	Inn	Overs	Wkts	Econ	Avg	SR	Best	Dot %	Bdry %
Season 2026	4	12.5	6 T-17th	9.35 30th	20.00 T-14th	12.8 10th	2/17	36.4 22nd	20.8 31st
IPL career	4	12.5	6 T-304th	9.35	20.00	12.8	2/17	36.4	20.8

League rank in superscript: 2026 among 54 bowlers with 10+ overs, career among 201 with 50+ overs (wickets rank all bowlers). Bdry % = legal balls hit for 4 or 6.

OVER MAP · SHARE OF 2026 MATCHES BOWLING EACH OVER

POWERPLAY 1–6 · MIDDLE 7–15 · DEATH 16–20

1	2	3	4	5	6	7	8	9	10	11	12	13	14	15	16	17	18	19	20
		50%		25%	25%	25%	25%	75%		25%	25%			25%	25%				

Bowls over 9 in 75% of matches (3 of 4); bowls over 3 in 50% of matches (2 of 4). Outlined: projected tonight (3 PP + 1 Mid). This usage drives every "likely meet" line.

RECENT FORM · LAST 4 SPELLS, 2026

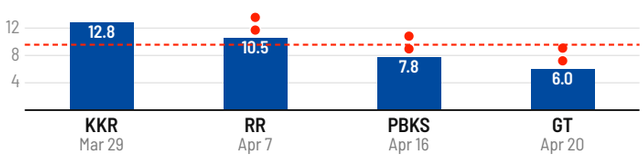

Bar = economy · red dot = wicket · dashed = 2026 league economy (9.57)

Date	Opp	H/A	O-R-W	Phases	Dismissed
Apr 20	GT	A	2.5-17-2	Mid 2 · Death 1	K Rabada, M Siraj
Apr 16	PBKS	H	4-31-2	PP 2 · Mid 2	P Arya, C Connolly
Apr 7	RR	A	2-21-2	PP 1 · Mid 1	D Jurel, R Parag
Mar 29	KKR	H	4-51-0	PP 1 · Mid 3	–

PHASE PROFILE · 2026

Phase	% of overs	Econ	Lg econ	Dot %	Wkts	SR	Bdry %
Powerplay	31%	10.00	9.74	45.8	3	8.0	25.0
Middle	62%	9.88	9.21	25.0	1	48.0	20.8
Death	6%	1.20	10.11	100.0	2	2.5	0.0

SPELL MAP · OVERS BOWLED EACH MATCH, WICKETS IN RED

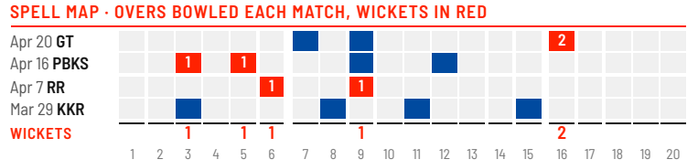

VS BATTER HAND

Hand	Balls	Econ	SR	Avg	Dot %
Right-handers 2026	53	9.85	17.7	29.00	32.1
Left-handers 2026	24	8.25	8.0	11.00	45.8
Right-handers Career	53	9.85	17.7	29.00	32.1
Left-handers Career	24	8.25	8.0	11.00	45.8

1 left-handers in CSK's projected top 7 tonight: Shivam Dube.

LINE BY HAND · 2026

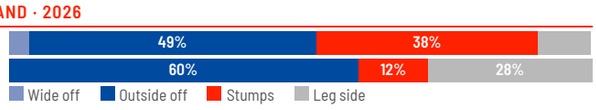

LENGTHS & VARIATIONS · 2026

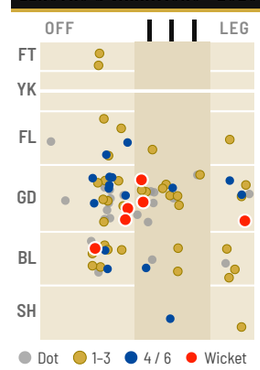

Length	Share	Econ	Dot %	Wkts
Full toss	3%	6.00	0.0	0
Full	10%	12.00	12.5	0
Good	61%	8.55	46.8	5
Back of length	23%	10.00	27.8	1
Short	3%	15.00	0.0	0

SLOWER BALLS & CUTTERS 0 of 77 (0.0%)

MOVEMENT 32 off break, 31 carrom ball, 14 quicker ball

6 WICKETS 3 caught, 2 lbw, 1 stumped

Pitch map: batter-relative, from behind the bowler (off side left). FT full toss · YK yorker · FL full · GD good · BL back of length · SH short.

CONTEXT · CAREER VS OPPONENT, AT VENUE, BOWLING FIRST VS DEFENDING

Career	Inn	Overs	Wkts	Econ	SR	Best
Vs CSK	First meeting					
At Wankhede Stadium	2	8	2	10.25	24.0	2/31
Bowling first	2	6	2	12.00	18.0	2/21
Defending	2	6.5	4	7.02	10.2	2/17

TENDENCIES

- 6 of his 6 wickets this season came off good-length balls (5) and back-of-length balls (1).
- Career economy 7.0 defending a total vs 12.0 bowling first.

MATCHUPS · CSK PROJECTED TOP 7, BY CREASE-TIME OVERLAP AND PREVIOUS MEETINGS

MATT SHORT

SEE P.29

RHB · Middle order · #4 projected

H2H	**Have not faced each other in the IPL.**
VS RHB MIDDLE ORDER	34 off 19 · SR 179 · 1 out · dot 26% · 4s/6s 3/2 · his line since 2024
LIKELY MEET	**Over 5** PP, in 2 of 2 · **Over 9** Mid, in 1 of 2

AYUSH MHATRE

SEE P.28

RHB · Top order · #3 projected

H2H	**Have not faced each other in the IPL.**
VS RHB TOP ORDER	44 off 26 · SR 169 · 1 out · dot 23% · 4s/6s 2/3 · his line since 2024
LIKELY MEET	**Over 3** PP, in 4 of 6 · **Over 9** Mid, in 2 of 6



SANJU SAMSON

SEE P.26

RHB · Opener · WK · #1 projected

H2H	**Have not faced each other in the IPL.**
VS RHB TOP ORDER	44 off 26 · SR 169 · 1 out · dot 23% · 4s/6s 2/3 · his line since 2024
LIKELY MEET	**Over 3** PP, in 3 of 6 · **Over 9** Mid, in 2 of 6

RUTURAJ GAIKWAD

SEE P.27

RHB · Opener · #2 projected

H2H	**Have not faced each other in the IPL.**
VS RHB TOP ORDER	44 off 26 · SR 169 · 1 out · dot 23% · 4s/6s 2/3 · his line since 2024
LIKELY MEET	**Over 3** PP, in 5 of 6 · **Over 5** PP, in 3 of 6

ALSO BOWLS TO **Sarfaraz Khan** #5 (no meeting; see p.30) · **Dewald Brevis** #6 (no meeting; see p.31) · **Shivam Dube** #7 (no meeting; see p.32)

Boxes: highest overlap first; a box with no previous meeting gives way to a top-7 batter he has bowled to. H2H: career, before tonight; under 12 balls, the box shows his line v batters of the same hand and order bracket (top 1-3, middle 4-6, lower 7-11). Likely meet: overs where his 2026 usage meets the batter's crease time, with matches at the crease in that over (of matches played).

All figures through Match 32 · iplfinal ball-by-ball · Bio as of 2026-04-23

Phases: powerplay 1–6 · middle 7–15 · death 16–20

blitz

AK

ASHWANI KUMAR

MIDDLE OVERS

Left-arm fast-medium · Left-hand bat · Mumbai Indians

AGE **24** STATUS **India · not overseas** PRICE **₹30.00 L · retained** IPL DEBUT **2025 · MI** IPL MATCHES **8**

TONIGHT **1 PP + 3 Mid** · projected overs 5, 11, 13, 15, from 2026 usage

Ashwani Kumar, a left-arm fast-medium bowler from Jhanjeri in Punjab's Mohali district, plays domestic cricket for Punjab and joined Mumbai Indians after their scouts watched him in the Sher-E-Punjab T20 league. He made his Ranji Trophy debut as a teenager after coming through Punjab's district and age-group ranks, then worked past injuries to break into the senior side. On his IPL debut he became the first Indian to take a four-wicket haul in the league, dismissing Kolkata captain Ajinkya Rahane. Recalled against Gujarat Titans this April, he took four wickets again. He is 3rd among MI's wicket-takers this season, with a share of the side's wickets, and took four of them in the one match MI have won.

SNAPSHOT

	Inn	Overs	Wkts	Econ	Avg	SR	Best	Dot %	Bdry %
Season 2026	1	4	4 T-39th	6.00	6.00	6.0	4/24	58.3	16.7
IPL career	8	24.3	15 T-190th	10.45	17.07	9.8	4/24	34.7	25.2

League rank in superscript: 2026 among 54 bowlers with 10+ overs, career among 201 with 50+ overs (wickets rank all bowlers). Bdry % = legal balls hit for 4 or 6.

OVER MAP · SHARE OF 2026 MATCHES BOWLING EACH OVER

POWERPLAY 1–6 · MIDDLE 7–15 · DEATH 16–20

1	2	3	4	5	6	7	8	9	10	11	12	13	14	15	16	17	18	19	20
				100%						100%		100%		100%					

Bowls overs 5, 11, 13, 15 in 100% of matches (1 of 1). Outlined: projected tonight (1 PP + 3 Mid). This usage drives every "likely meet" line.

RECENT FORM · LAST 1 SPELLS, 2026

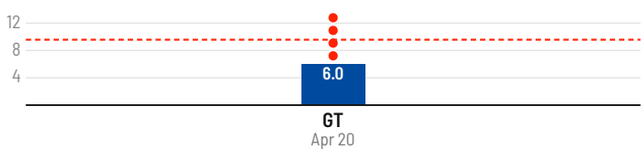

Bar = economy · red dot = wicket · dashed = 2026 league economy (9.57)

Date	Opp	H/A	O-R-W	Phases	Dismissed
Apr 20	GT	A	4-24-4	PP 1 · Mid 3	S Gill, R Tewatia, R Khan, S Khan

PHASE PROFILE · 2026

Phase	% of overs	Econ	Lg econ	Dot %	Wkts	SR	Bdry %
Powerplay	25%	6.00	9.74	50.0	1	6.0	16.7
Middle	75%	6.00	9.21	61.1	3	6.0	16.7
Death	0%	-	10.11	-	0	-	-

SPELL MAP · OVERS BOWLED EACH MATCH, WICKETS IN RED

	1	2	3	4	5	6	7	8	9	10	11	12	13	14	15	16	17	18	19	20
Apr 20 GT					1						1		2							
WICKETS					1						1		2							

VS BATTER HAND

Hand	Balls	Econ	SR	Avg	Dot %
Right-handers 2026	7	2.57	2.3	1.00	71.4
Left-handers 2026	17	7.41	17.0	21.00	52.9
Right-handers Career	81	11.04	8.1	14.90	37.0
Left-handers Career	66	9.73	13.2	21.40	31.8

1 left-handers in CSK's projected top 7 tonight: Shivam Dube.

LINE BY HAND · 2026

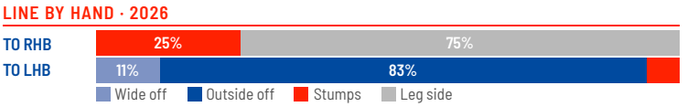

LENGTHS & VARIATIONS · 2026

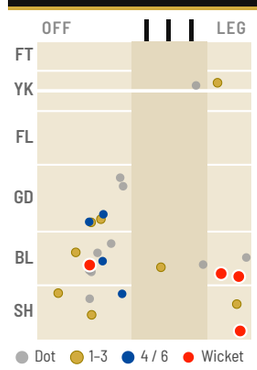

Length	Share	Econ	Dot %	Wkts
Yorker	8%	3.00	50.0	0
Good	25%	10.00	33.3	0
Back of length	50%	3.00	75.0	3
Short	17%	10.50	50.0	1

SLOWER BALLS & CUTTERS 3 of 24 (12.5%), 1 wkt

MOVEMENT none tracked

4 WICKETS 4 caught

Pitch map: batter-relative, from behind the bowler (off side left). FT full toss · YK yorker · FL full · GD good · BL back of length · SH short.

CONTEXT · CAREER VS OPPONENT, AT VENUE, BOWLING FIRST VS DEFENDING

Career	Inn	Overs	Wkts	Econ	SR	Best
Vs CSK	1	2	1	21.00	12.0	1/42
At Wankhede Stadium	3	9	7	10.44	7.7	4/24
Bowling first	3	8	6	13.12	8.0	4/24
Defending	5	16.3	9	9.15	11.0	4/24

TENDENCIES

- 4 of his 4 wickets this season came off back-of-length balls (3) and short balls (1).
- Career economy 9.2 defending a total vs 13.1 bowling first.

MATCHUPS · CSK PROJECTED TOP 7, BY CREASE-TIME OVERLAP AND PREVIOUS MEETINGS

MATT SHORT

SEE P.29

RHB · Middle order · #4 projected

H2H	**Have not faced each other in the IPL.**
VS RHB MIDDLE ORDER	50 off 21 · SR 238 · 1 out · dot 33% · 4s/6s 2/6 · his line since 2024
LIKELY MEET	**Over 5** PP, in 2 of 2 · **Over 11** Mid, in 1 of 2



AYUSH MHATRE

SEE P.28

RHB · Top order · #3 projected

H2H	**Only 4 balls between them (17 runs, 0 out).**
VS RHB TOP ORDER	76 off 40 · SR 190 · 3 out · dot 25% · 4s/6s 8/4 · his line since 2024
LAST MEETING	Apr 20, 2025 · Mumbai · 17 (4), not out
LIKELY MEET	**Over 5** PP, in 3 of 6 · **Over 11** Mid, in 2 of 6

DEWALD BREVIS

SEE P.31

RHB · Finisher · #6 projected

H2H	**Have not faced each other in the IPL.**
VS RHB MIDDLE ORDER	50 off 21 · SR 238 · 1 out · dot 33% · 4s/6s 2/6 · his line since 2024
LIKELY MEET	**Over 11** Mid, in 2 of 3 · **Over 13** Mid, in 1 of 3

SHIVAM DUBE

SEE P.32

LHB · Finisher · #7 projected

H2H	**Only 3 balls between them (13 runs, 0 out).**
VS LHB LOWER ORDER	10 off 9 · SR 111 · 0 out · dot 56% · 4s/6s 2/0 · his line since 2024
LAST MEETING	Apr 20, 2025 · Mumbai · 13 (3), not out
LIKELY MEET	**Over 13** Mid, in 2 of 6 · **Over 15** Mid, in 2 of 6

ALSO BOWLS TO **Sanju Samson** #1 (no meeting; see p.26) · **Ruturaj Gaikwad** #2 (no meeting; see p.27) · **Sarfaraz Khan** #5 (no meeting; see p.30)

Boxes: highest overlap first; a box with no previous meeting gives way to a top-7 batter he has bowled to. H2H: career, before tonight; under 12 balls, the box shows his line v batters of the same hand and order bracket (top 1-3, middle 4-6, lower 7-11). Likely meet: overs where his 2026 usage meets the batter's crease time, with matches at the crease in that over (of matches played).

All figures through Match 32 · iplfinal ball-by-ball · Bio as of 2026-04-23

Phases: powerplay 1–6 · middle 7–15 · death 16–20

SANJU SAMSON #11 CHENNAI SUPER KINGS

OPENER · WK-BAT

BATS	AGE	OVERSEAS	PRICE	IPL DEBUT	IPL MATCHES
RHB	31y 163d	No	₹18.00 Cr traded 2026	2013	183

TONIGHT Bats #1 · Keeps wicket · Started all 6 games; never an Impact sub

104 runs from 5,000 IPL runs; he would be the 10th batter to get there.

Sanju Samson grew up in Pulluvila, a coastal village near Vizhinjam in Thiruvananthapuram, and came through Kerala's age-group and first-class ranks to break into the IPL with the Rajasthan Royals, whom he later captained. He joined Chennai Super Kings this season in the trade that sent Ravindra Jadeja and Sam Curran the other way, and in April scored his first century for the club. He was Player of the Tournament as India won the 2026 T20 World Cup at home.

SNAPSHOT · SEASON VS CAREER

[League rank]: runs and HS among 130 batters; rate stats among 54 with 60+ balls

	Inn	Runs	Avg	SR	50/100	HS	Balls/Bdry	Dot %
SEASON 2026	6	192 [21st]	38.4 [21st]	174.5 [12th]	0/1	115* [2nd]	3.7 [11th]	29.1% [20th]
IPL CAREER	177	4,896	31.4	140.2	26/4	119	5.6	34.3%

RECENT FORM · 2026 SEASON

All 6 innings · height = runs

SR <120 120–150 150–180 180+ not out

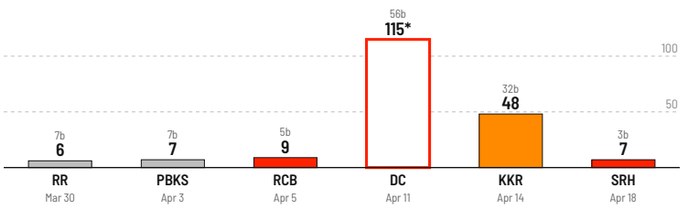

Date	Opp	H/A	R (B)	SR	How out	Dismissed by
Apr 18	SRH	A	7 (3)	233.3	c Klaasen, mid on	N Kumar Reddy (RMF)
Apr 14	KKR	H	48 (32)	150.0	Bowled	K Tyagi (RF)
Apr 11	DC	H	115* (56)	205.4	Not out	–
Apr 5	RCB	A	9 (5)	180.0	c Padikkal, first slip	J Duffy (RFM)
Apr 3	PBKS	H	7 (7)	100.0	c †Singh	X Bartlett (RMF)

PHASE PROFILE

Career · Powerplay 1–6, Middle 7–15, Death 16–20

Phase	% Balls	SR	Avg	Dot %	Bdry %	2026 SR
Powerplay	33.5%	126.3	34.3	47.4%	20.0%	179.6 (54b)
Middle	54.4%	137.5	33.1	28.4%	14.8%	162.8 (43b)
Death	12.1%	190.3	26.8	24.8%	26.7%	192.3 (13b)

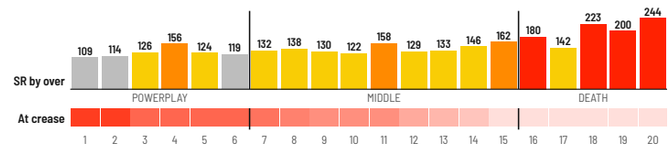

Typically arrives: **over 1** (15 innings since 2025) · stays to over **8.6** · **20.9** balls a visit

At crease = share of those 15 innings with him in during each over; the matchup boxes use this window.

VS BOWLING TYPE

Career · grey = under 30 balls

Type	Balls	SR	Avg	Dis	Dot %	2026 SR
Right-arm pace	1,596	140.6	28.8	78	36.4%	185.7 (56b)
Left-arm pace	485	150.7	36.5	20	37.9%	– (19b)
Off-spin	295	127.5	53.7	7	31.5%	– (7b)
Leg-spin	585	138.3	36.8	22	32.1%	– (7b)
Left-arm orthodox	459	141.0	38.1	17	28.1%	– (15b)
Left-arm wrist spin	73	121.9	22.2	4	31.5%	– (6b)

2026 SR only at 30+ balls. Dis = credited to the bowler.

SCORING ZONES + DISMISSALS

Career

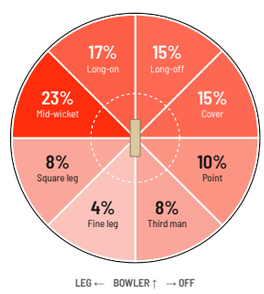

Caught, leg side	55	35%
Caught, off side	42	27%
Caught, keeper	15	10%
Caught, no zone	1	1%
Bowled	21	13%
LBW	8	5%
Stumped	6	4%
Run out	9	6%

% of 4,881 career runs with a zone

VS MI · VENUE · SET / CHASE

Career

Split	Inn	Runs	Avg	SR	HS
v MI, career	23	601	28.6	140.7	76
At Wankhede Stadium	18	577	36.1	146.8	119
Setting	78	2,379	34.0	144.4	115*
Chasing	99	2,517	29.3	136.3	119

TENDENCIES

Each split clears its sample minimum

- **Scores faster v pace:** SR 161, out every 23 balls since 2024; v spin it is SR 139, out every 46 balls.
- **Falls fastest at the middle:** out every 23.4 balls (SR 146) in overs 7–15, against every 66.0 in overs 16–20.

MATCHUPS · MI ATTACK

Proj. = 2026 overs/game × MI's last 3 games · by crease overlap · under 12 balls together: v same bowling style



JASPRIT BUMRAH

Right-arm fast-medium · MI

See p.23

Proj. **3.7** ov
≈**1.7** ov while he's in

BALLS	RUNS	SR	DIS	DOT %	4S/6S
61	64	104.9	2	46	9/0

Last meeting: 11 (7) · Jaipur, Apr 2024 · **Last out to him:** leg before wicket, Apr 2019

Likely meet: 10 of his 22 overs in the powerplay; over 2 in 3 of 6 games.

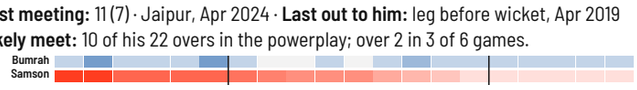



HARDIK PANDYA

Right-arm medium-fast · MI

See p.19

Proj. **2.6** ov
≈**1.3** ov while he's in

BALLS	RUNS	SR	DIS	DOT %	4S/6S
38	68	178.9	2	29	7/4

Last meeting: 8 (4) · Jaipur, Apr 2024 · **Last out to him:** caught, May 2022

Likely meet: 6 of his 13 overs in the powerplay; over 2 in 3 of 5 games.

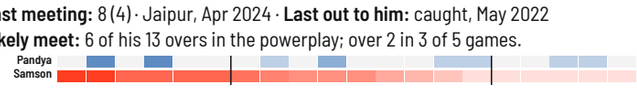



MITCH SANTNER

Left-arm orthodox · MI

See p.21

Proj. **2.2** ov
≈**1.1** ov while he's in

Only 7 balls between them (1 runs, 2 out). Below: Samson v left-arm orthodox bowlers since 2024.

BALLS	RUNS	SR	DIS	DOT %	4S/6S
81	101	124.7	2	23	7/3

Last meeting: 1 (5), caught · Mumbai (BS), May 2022

Likely meet: 2 of his 10 overs in the powerplay; over 7 in 2 of 3 games.

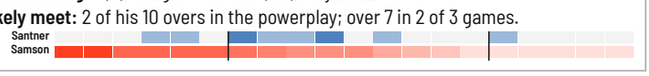



SHARDUL THAKUR

Right-arm fast-medium · MI

Proj. **1.9** ov
≈**0.7** ov while he's in

BALLS	RUNS	SR	DIS	DOT %	4S/6S
31	40	129.0	1	42	5/1

Last meeting: 2 (2) · Chennai, May 2024 · **Last out to him:** caught, Oct 2021

Likely meet: 3 of his 14 overs in the powerplay; over 11 in 3 of 5 games.



Also faces: AM Ghazanfar OB, 2.1 ov (no H2H) · **Ashwani Kumar** LFM, 1.3 ov (no H2H) · **Trent Boult** LFM, 1.0 ov (32 off 27, 3 out) · **Deepak Chahar** RMF, 0.7 ov (39 off 28, 3 out) · **Krish Bhagat** RF, 0.7 ov (no H2H) · **Mayank Markande** LB, 0.6 ov (54 off 23, 0 out).

All figures through Match 32. Phases: powerplay 1–6, middle 7–15, death 16–20. Bio as of 2026-04-23.

Photos: Cricbuzz.

RUTURAJ GAIKWAD #31 CHENNAI SUPER KINGS

OPENER

BATS	AGE	OVERSEAS	PRICE	IPL DEBUT	IPL MATCHES
RHB	29y 82d	No	₹18.00 Cr retained 2026	2020	77

TONIGHT Bats #2 · Started all 6 games; never an Impact sub

Ruturaj Gaikwad, born in Pune, is the right-handed top-order opener who came through Maharashtra's age-group and Ranji ranks, making his first-class debut in 2016. Chennai Super Kings signed him and, after MS Dhoni stepped down, handed him the captaincy in 2024. He captained India to Asian Games gold and won the Orange Cap in a title-winning Super Kings season. This season he continues to lead CSK, fined for a slow over-rate following a win over Delhi Capitals.

SNAPSHOT · SEASON VS CAREER

[League rank]: runs and HS among 130 batters; rate stats among 54 with 60+ balls

	Inn	Runs	Avg	SR	50/100	HS	Balls/Bdry	Dot %
SEASON 2026	6	82 [52nd]	13.7 [52nd]	112.3 [52nd]	0/0	28 [63rd]	8.1 [51st]	37.0% [37th]
IPL CAREER	76	2,584	38.0	136.5	20/2	108*	5.7	34.5%

RECENT FORM · 2026 SEASON

All 6 innings · height = runs

SR <120 120–150 150–180 180+ not out

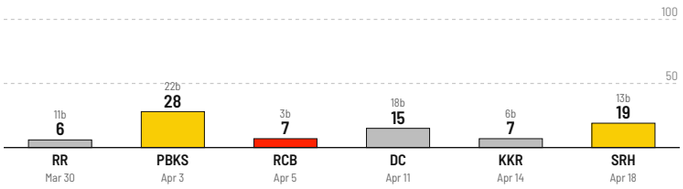

Date	Opp	H/A	R (B)	SR	How out	Dismissed by
Apr 18	SRH	A	19 (13)	146.2	c †Arora	E Malinga (RFM)
Apr 14	KKR	H	7 (6)	116.7	c Powell, deep mid wkt	A Roy (SLA)
Apr 11	DC	H	15 (18)	83.3	c Nissanka, deep sq leg	A Patel (SLA)
Apr 5	RCB	A	7 (3)	233.3	c Padikkal, first slip	J Duffy (RFM)
Apr 3	PBKS	H	28 (22)	127.3	c Wadhera, deep bwd sq leg	Y Chahal (LB)

PHASE PROFILE

Career · Powerplay 1–6, Middle 7–15, Death 16–20

Phase	% Balls	SR	Avg	Dot %	Bdry %	2026 SR
Powerplay	52.6%	127.0	42.1	43.4%	18.7%	113.3 (60b)
Middle	39.5%	141.5	40.7	24.5%	15.1%	107.7 (13b)
Death	8.0%	174.2	26.3	25.2%	23.8%	0.0 (0b)

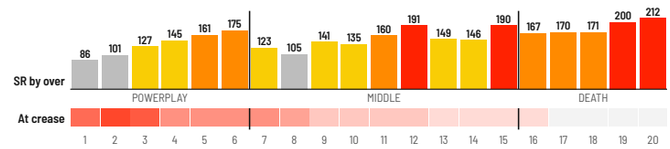

Typically arrives: **over 1** (11 innings since 2025) · stays to over **6.3** · **14.0** balls a visit

At crease = share of those 11 innings with him in during each over; the matchup boxes use this window.

VS BOWLING TYPE

Career · grey = under 30 balls

Type	Balls	SR	Avg	Dis	Dot %	2026 SR
Right-arm pace	880	134.1	51.3	23	37.7%	120.8 (48b)
Left-arm pace	357	136.7	27.1	18	39.5%	– (12b)
Off-spin	151	142.4	71.7	3	25.2%	– (0b)
Leg-spin	297	129.3	27.4	14	27.9%	– (7b)
Left-arm orthodox	175	153.1	53.6	5	29.7%	– (6b)
Left-arm wrist spin	31	154.8	24.0	2	19.4%	– (0b)

2026 SR only at 30+ balls. Dis = credited to the bowler.

SCORING ZONES + DISMISSALS

Career

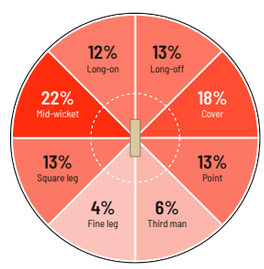

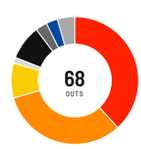

Caught, leg side	26	38%
Caught, off side	22	32%
Caught, keeper	6	9%
Caught, no zone	1	1%
Bowled	6	9%
LBW	2	3%
Stumped	2	3%
Run out	3	4%

% of 2,580 career runs with a zone

VS MI · VENUE · SET / CHASE

Career

Split	Inn	Runs	Avg	SR	HS
v MI, career	9	291	41.6	151.6	88*
At Wankhede Stadium	11	316	31.6	118.8	69
Setting	42	1,589	40.7	142.1	108*
Chasing	34	995	34.3	128.4	75

TENDENCIES

Each split clears its sample minimum

- **Scores faster v pace:** SR 142, out every 28 balls since 2024; v spin it is SR 132, out every 21 balls.
- **Falls fastest at the powerplay:** out every 26.3 balls (SR 137) in overs 1–6, against every 32.9 in overs 7–15.

MATCHUPS · MI ATTACK

Proj. = 2026 overs/game × MI's last 3 games · by crease overlap · under 12 balls together: v same bowling style



JASPRIT BUMRAH

Right-arm fast-medium · MI

See p.23

Proj. **3.7** ov
≈**1.2** ov while he's in

BALLS	RUNS	SR	DIS	DOT %	4S/6S
17	29	170.6	0	35	2/2

Last meeting: 3 (4) · Mumbai, Apr 2024

Likely meet: 10 of his 22 overs in the powerplay; over 2 in 3 of 6 games.

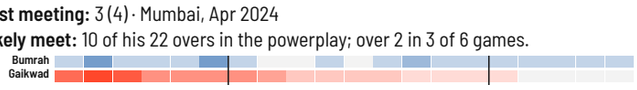



HARDIK PANDYA

Right-arm medium-fast · MI

See p.19

Proj. **2.6** ov
≈**0.9** ov while he's in

BALLS	RUNS	SR	DIS	DOT %	4S/6S
19	30	157.9	1	32	2/2

Last meeting: 2 (2), caught · Mumbai, Apr 2024

Likely meet: 6 of his 13 overs in the powerplay; over 2 in 3 of 5 games.

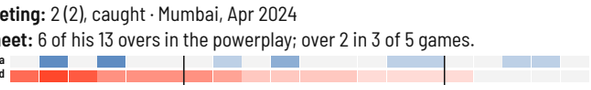



MITCH SANTNER

Left-arm orthodox · MI

See p.21

Proj. **2.2** ov
≈**0.7** ov while he's in

Only 6 balls between them (14 runs, 0 out). Below: Gaikwad v left-arm orthodox bowlers since 2024.

BALLS	RUNS	SR	DIS	DOT %	4S/6S
65	103	158.5	3	34	16/2

Last meeting: 14 (6) · Chennai, Mar 2025

Likely meet: 2 of his 10 overs in the powerplay; over 7 in 2 of 3 games.

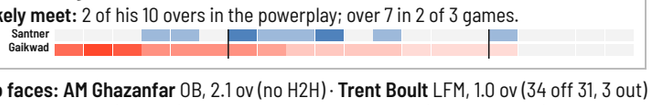



SHARDUL THAKUR

Right-arm fast-medium · MI

Proj. **1.9** ov
≈**0.4** ov while he's in

Only 6 balls between them (11 runs, 0 out). Below: Gaikwad v right-arm fast-medium bowlers since 2024.

BALLS	RUNS	SR	DIS	DOT %	4S/6S
145	209	144.1	5	33	21/6

Last meeting: 11 (6) · Navi Mumbai, May 2022

Likely meet: 3 of his 14 overs in the powerplay; over 5 in 2 of 5 games.

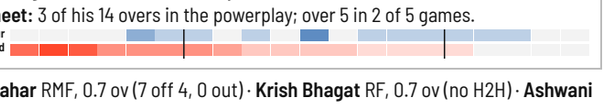

Also faces: AM Ghazanfar OB, 2.1 ov (no H2H) · **Trent Boult** LFM, 1.0 ov (34 off 31, 3 out) · **Deepak Chahar** RMF, 0.7 ov (7 off 4, 0 out) · **Krish Bhagat** RF, 0.7 ov (no H2H) · **Ashwani Kumar** LFM, 1.3 ov (no H2H) · **Mayank Markande** LB, 0.6 ov (18 off 17, 0 out).

All figures through Match 32. Phases: powerplay 1–6, middle 7–15, death 16–20. Bio as of 2026-04-23.

Photos: Cricbuzz.

AYUSH MHATRE

CHENNAI SUPER KINGS

TOP ORDER

BATS	AGE	OVERSEAS	PRICE	IPL DEBUT	IPL MATCHES
RHB	18y 281d	No	₹30.00 L retained 2026	2025	13

TONIGHT Bats #3 · Started 5 of 6 games; Impact sub in 1

59 runs from 500 IPL runs; he would be the 163rd batter to get there.

Ayush Mhatre, 18, grew up in Virar on the outskirts of Mumbai and still takes the local train to training. He came through Mumbai's age-group ranks and broke the record for the youngest man to score 150-plus in a senior List A innings. Unsold at the IPL auction, he joined Chennai Super Kings as an injury replacement for Ruturaj Gaikwad and made his IPL debut against Mumbai Indians. He captained India to the age-group World Cup title.

SNAPSHOT · SEASON VS CAREER

[League rank]: runs and HS among 130 batters; rate stats among 54 with 60+ balls

	Inn	Runs	Avg	SR	50/100	HS	Balls/Bdry	Dot %
SEASON 2026	6	201 [18th]	33.5 [28th]	177.9 [10th]	2/0	73 [19th]	3.5 [9th]	33.6% [30th]
IPL CAREER	13	441	33.9	183.8	3/0	94	3.2	32.9%

RECENT FORM · 2026 SEASON

All 6 innings · height = runs

SR <120 120–150 150–180 180+ not out

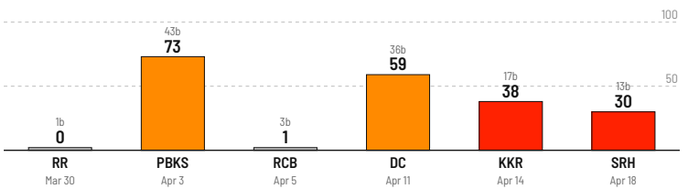

Date	Opp	H/A	R (B)	SR	How out	Dismissed by
Apr 18	SRH	A	30 (13)	230.8	c Klaasen, mid off	N Kumar Reddy (RMF)
Apr 14	KKR	H	38 (17)	223.5	c Singh, deep mid wkt	V Arora (RFM)
Apr 11	DC	H	59 (36)	163.9	Not out	–
Apr 5	RCB	A	1 (3)	33.3	c Patidar, mid off	B Kumar (RFM)
Apr 3	PBKS	H	73 (43)	169.8	c Chahal, sh third man	V Vyshak (RFM)

PHASE PROFILE

Career · Powerplay 1–6, Middle 7–15, Death 16–20

Phase	% Balls	SR	Avg	Dot %	Bdry %	2026 SR
Powerplay	60.4%	189.7	30.6	39.3%	36.6%	184.9 (53b)
Middle	35.4%	184.7	78.5	23.5%	24.7%	183.0 (53b)
Death	4.2%	90.0	9.0	20.0%	0.0%	85.7 (7b)

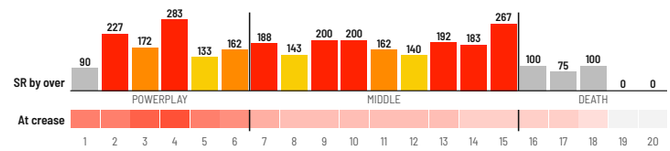

Typically arrives: **over 1** (13 innings since 2025) · stays to over **7.2** · **18.5** balls a visit

At crease = share of those 13 innings with him in during each over; the matchup boxes use this window.

VS BOWLING TYPE

Career · grey = under 30 balls

Type	Balls	SR	Avg	Dis	Dot %	2026 SR
Right-arm pace	132	194.7	25.7	10	37.9%	208.3 (60b)
Left-arm pace	56	203.6	57.0	2	30.4%	– (23b)
Off-spin	0	0.0	–	0	–	– (0b)
Leg-spin	17	117.6	–	0	17.6%	– (9b)
Left-arm orthodox	29	124.1	–	0	31.0%	– (15b)
Left-arm wrist spin	6	233.3	–	0	0.0%	– (6b)

2026 SR only at 30+ balls. Dis = credited to the bowler.

SCORING ZONES + DISMISSALS

Career

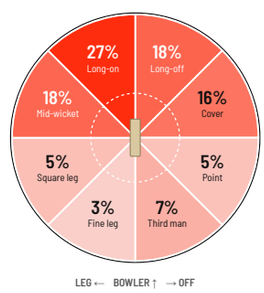

Caught, leg side	4	33%
Caught, off side	7	58%
Caught, keeper	1	8%

% of 441 career runs with a zone

VS MI · VENUE · SET / CHASE

Career

Split	Inn	Runs	Avg	SR	HS
v MI, career	1	32	32.0	213.3	32
At Wankhede Stadium	1	32	32.0	213.3	32
Setting	9	316	35.1	181.6	73
Chasing	4	125	31.2	189.4	94

TENDENCIES

Each split clears its sample minimum

- **Falls fastest at the powerplay:** out every 16.1 balls (SR 190) in overs 1–6, against every 42.5 in overs 7–15.

MATCHUPS · MI ATTACK

Proj. = 2026 overs/game × MI's last 3 games · by crease overlap · under 12 balls together: v same bowling style



AM GHAZANFAR

Right-arm off-break · MI

See p.24

Proj. **2.1** ov
≈**0.7** ov while he's in

Have not faced each other in the IPL. Career v off-spin: **0** balls · SR **0.0** · 0 out · dot –

BALLS	RUNS	SR	DIS	DOT %	4S/6S
0	0	–	0	–	0/0

Likely meet: 4 of his 12.5 overs in the powerplay; over 3 in 2 of 4 games.

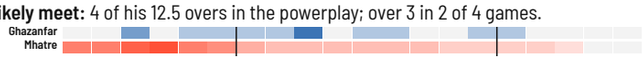



MITCH SANTNER

Left-arm orthodox · MI

See p.21

Proj. **2.2** ov
≈**0.7** ov while he's in

Only 3 balls between them (2 runs, 0 out). Below: Mhatre v left-arm orthodox bowlers since 2024.

BALLS	RUNS	SR	DIS	DOT %	4S/6S
29	36	124.1	0	31	2/2

Last meeting: 2 (3) · Mumbai, Apr 2025

Likely meet: 2 of his 10 overs in the powerplay; over 4 in 1 of 3 games.

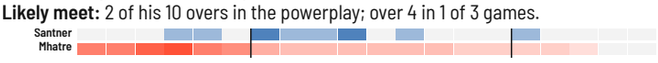

ASHWANI KUMAR

Left-arm fast-medium · MI

See p.25

Proj. **1.3** ov
≈**0.4** ov while he's in

Only 4 balls between them (17 runs, 0 out). Below: Mhatre v left-arm fast-medium bowlers since 2024.

BALLS	RUNS	SR	DIS	DOT %	4S/6S
39	80	205.1	2	33	5/7

Last meeting: 17 (4) · Mumbai, Apr 2025

Likely meet: 1 of his 4 overs in the powerplay; over 5 in 1 of 1 games.

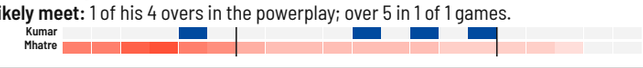

DEEPAK CHAHAR

Right-arm medium-fast · MI

Proj. **0.7** ov
≈**0.3** ov while he's in

Only 8 balls between them (13 runs, 1 out). Below: Mhatre v right-arm medium-fast bowlers since 2024.

BALLS	RUNS	SR	DIS	DOT %	4S/6S
22	43	195.5	2	45	6/2

Last meeting: 13 (8), caught · Mumbai, Apr 2025

Likely meet: 4 of his 6.3 overs in the powerplay; over 1 in 3 of 3 games.

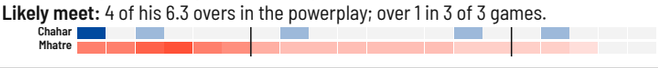

Also faces: Jasprit Bumrah RFM, 3.7 ov (no H2H) · **Hardik Pandya** RMF, 2.6 ov (no H2H) · **Shardul Thakur** RFM, 1.9 ov (no H2H) · **Krish Bhagat** RF, 0.7 ov (no H2H) · **Trent Boult** LFM, 1.0 ov (no H2H) · **Mayank Markande** LB, 0.6 ov (no H2H).

All figures through Match 32. Phases: powerplay 1–6, middle 7–15, death 16–20. Bio as of 2026-04-23.

Photos: Cricbuzz.

MATT SHORT

CHENNAI SUPER KINGS

TOP ORDER

BATS	AGE	OVERSEAS	PRICE	IPL DEBUT	IPL MATCHES
RHB	30y 166d	Yes	–	2023	8

TONIGHT Bats #4 · Started 2 of 6 games; never an Impact sub

Matt Short grew up in Ballarat, Victoria, on Australian Rules Football before cricket drew him to Melbourne and a Cricket Victoria contract. A move to the top of the Adelaide Strikers' order turned his career, earning back-to-back Big Bash Player of the Tournament awards and an Australia debut in 2023. He joins Chennai Super Kings from Punjab Kings after a thumb fracture earlier this year. His defining innings came in January 2023, an unbeaten 100 from 59 balls that completed the highest chase in Big Bash history.

SNAPSHOT · SEASON VS CAREER

[League rank]: runs and HS among 130 batters; rate stats among 54 with 60+ balls

	Inn	Runs	Avg	SR	50/100	HS	Balls/Bdry	Dot %
SEASON 2026	2	36 [73rd]	18.0	97.3	0/0	34 [59th]	12.3	35.1%
IPL CAREER	8	153	19.1	118.6	0/0	36	5.9	45.0%

RECENT FORM · 2026 SEASON

All 2 innings · height = runs

SR <120 120–150 150–180 180+ not out

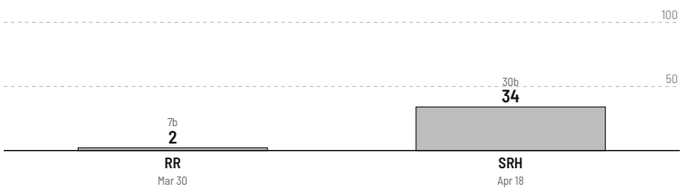

Date	Opp	H/A	R (B)	SR	How out	Dismissed by
Apr 18	SRH	A	34 (30)	113.3	c Verma, deep mid wkt	E Malinga (RFM)
Mar 30	RR	A	2 (7)	28.6	c Jaiswal, mid wkt	S Sharma (RMF)
May 3	MI	H	27 (26)	103.8	Bowled	P Chawla (LB)
Apr 22	MI	A	11 (10)	110.0	c Chawla, sq leg	C Green (RFM)
Apr 20	RCB	H	8 (7)	114.3	Bowled	W Hasaranga (LB)

PHASE PROFILE

Career · Powerplay 1–6, Middle 7–15, Death 16–20

Phase	% Balls	SR	Avg	Dot %	Bdry %	2026 SR
Powerplay	69.0%	128.1	22.8	52.8%	22.5%	63.6 (11b)
Middle	30.2%	100.0	19.5	25.6%	5.1%	116.0 (25b)
Death	0.8%	0.0	0.0	100.0%	0.0%	0.0 (1b)

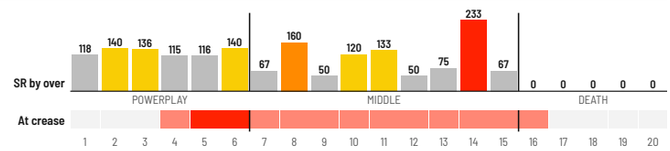

Typically arrives: **over 4** (2 innings since 2025) · stays to over **11.0** · **18.5** balls a visit

At crease = share of those 2 innings with him in during each over; the matchup boxes use this window.

VS BOWLING TYPE

Career · grey = under 30 balls

Type	Balls	SR	Avg	Dis	Dot %	2026 SR
Right-arm pace	69	131.9	30.3	3	40.6%	– (27b)
Left-arm pace	29	124.1	36.0	1	55.2%	– (0b)
Off-spin	5	140.0	7.0	1	60.0%	– (0b)
Leg-spin	10	40.0	1.3	3	60.0%	– (0b)
Left-arm orthodox	9	122.2	–	0	22.2%	– (3b)
Left-arm wrist spin	7	57.1	–	0	42.9%	– (7b)

2026 SR only at 30+ balls. Dis = credited to the bowler.

SCORING ZONES + DISMISSALS

Career

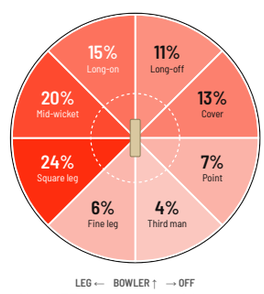

% of 153 career runs with a zone

Caught, leg side	3	38%
Caught, off side	1	12%
Bowled	3	38%
LBW	1	12%

VS MI · VENUE · SET / CHASE

Career

Split	Inn	Runs	Avg	SR	HS
v MI, career	2	38	19.0	105.6	27
At Wankhede Stadium	1	11	11.0	110.0	11
Setting	5	77	15.4	110.0	36
Chasing	3	76	25.3	128.8	34

TENDENCIES

Each split clears its sample minimum

MATCHUPS · MI ATTACK

Proj. = 2026 overs/game × MI's last 3 games · by crease overlap · under 12 balls together: v same bowling style



JASPRIT BUMRAH

Right-arm fast-medium · MI

See p.23

Proj. **3.7** ov
≈**1.4** ov while he's in

Have not faced each other in the IPL. Below: Short v right-arm fast-medium bowlers since 2024.

BALLS	RUNS	SR	DIS	DOT %	4S/6S
4	6	150.0	1	25	1/0

Likely meet: 10 of his 22 overs in the powerplay; over 6 in 3 of 6 games.

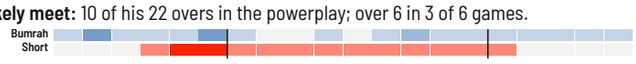

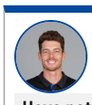

MITCH SANTNER

Left-arm orthodox · MI

See p.21

Proj. **2.2** ov
≈**1.2** ov while he's in

Have not faced each other in the IPL. Below: Short v left-arm orthodox bowlers since 2024.

BALLS	RUNS	SR	DIS	DOT %	4S/6S
3	7	233.3	0	0	1/0

Likely meet: 2 of his 10 overs in the powerplay; over 7 in 2 of 3 games.

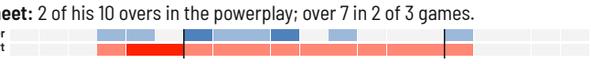



AM GHAZANFAR

Right-arm off-break · MI

See p.24

Proj. **2.1** ov
≈**1.1** ov while he's in

Have not faced each other in the IPL. Career v off-spin: **5** balls · SR **140.0** · 1 out · dot 60.0%

BALLS	RUNS	SR	DIS	DOT %	4S/6S
0	0	–	0	–	0/0

Likely meet: 4 of his 12.5 overs in the powerplay; over 9 in 3 of 4 games.

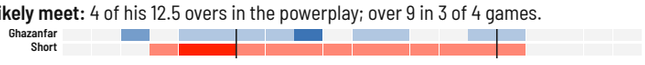

SHARDUL THAKUR

Right-arm fast-medium · MI

Proj. **1.9** ov
≈**1.0** ov while he's in

Have not faced each other in the IPL. Below: Short v right-arm fast-medium bowlers since 2024.

BALLS	RUNS	SR	DIS	DOT %	4S/6S
4	6	150.0	1	25	1/0

Likely meet: 3 of his 14 overs in the powerplay; over 11 in 3 of 5 games.

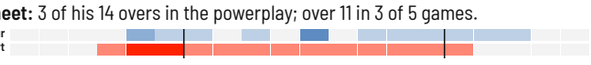

Also faces: **Ashwani Kumar** LFM, 1.3 ov (no H2H) · **Hardik Pandya** RMF, 2.6 ov (no H2H) · **Krish Bhagat** RF, 0.7 ov (no H2H) · **Mayank Markande** LB, 0.6 ov (no H2H) · **Trent Boult** LFM, 1.0 ov (no H2H) · **Deepak Chahar** RMF, 0.7 ov (no H2H).

All figures through Match 32. Phases: powerplay 1–6, middle 7–15, death 16–20. Bio as of 2026-04-23.

Photos: Cricbuzz.

SARFARAZ KHAN #97 CHENNAI SUPER KINGS

MIDDLE ORDER

BATS	AGE	OVERSEAS	PRICE	IPL DEBUT	IPL MATCHES
RHB	28y 183d	No	₹75.00 L sold 2026	2015	56

TONIGHT Bats #5 · Started 5 of 6 games; Impact sub in 1

Born in Mumbai in 1997, Sarfaraz Naushad Khan grew up on the maidans under his father and coach Naushad, and first made national headlines as a boy with a 439-run Harris Shield innings. He came through the Mumbai and Uttar Pradesh domestic ranks, represented India at the Under-19 World Cups, and made his Test debut against England in 2024. Unsold at the previous IPL auctions, he was signed by Chennai Super Kings at his ₹75 lakh base price in the 2026 mini-auction and now bats in the middle order for CSK.

SNAPSHOT · SEASON VS CAREER

[League rank]: runs and HS among 130 batters; rate stats among 54 with 60+ balls

	Inn	Runs	Avg	SR	50/100	HS	Balls/Bdry	Dot %
SEASON 2026	5	147 [32nd]	29.4 [35th]	170.9 [14th]	1/0	50 [42nd]	3.3 [6th]	38.4% [43rd]
IPL CAREER	41	732	23.6	137.1	2/0	67	5.2	34.8%

RECENT FORM · 2026 SEASON

All 5 innings · height = runs

SR <120 120–150 150–180 180+ not out

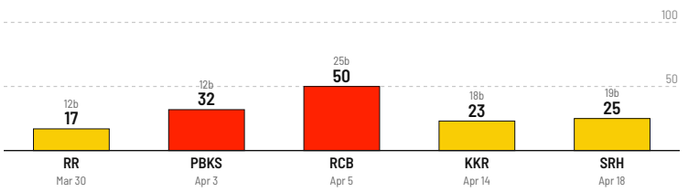

Date	Opp	H/A	R (B)	SR	How out	Dismissed by
Apr 18	SRH	A	25 (19)	131.6	c Reddy, deep mid wkt	E Malinga (RFM)
Apr 14	KKR	H	23 (18)	127.8	Bowled	S Narine (OB)
Apr 5	RCB	A	50 (25)	200.0	St †Sharma	K Pandya (SLA)
Apr 3	PBKS	H	32 (12)	266.7	c Wadhera, long on	V Vyshak (RFM)
Mar 30	RR	A	17 (12)	141.7	LBW	R Jadeja (SLA)

PHASE PROFILE

Career · Powerplay 1–6, Middle 7–15, Death 16–20

Phase	% Balls	SR	Avg	Dot %	Bdry %	2026 SR
Powerplay	19.5%	151.9	52.7	45.2%	26.0%	197.1 (35b)
Middle	46.6%	107.2	19.1	37.3%	12.4%	124.4 (41b)
Death	33.9%	169.6	21.9	25.4%	24.9%	270.0 (10b)

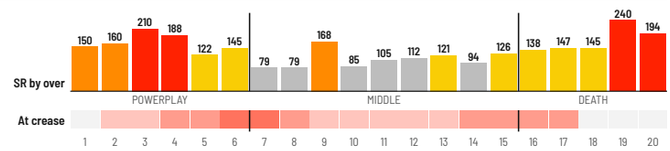

Typically arrives: **over 6** (5 innings since 2025) · stays to over **12.0** · **17.2** balls a visit

At crease = share of those 5 innings with him in during each over; the matchup boxes use this window.

VS BOWLING TYPE

Career · grey = under 30 balls

Type	Balls	SR	Avg	Dis	Dot %	2026 SR
Right-arm pace	279	151.3	32.5	13	34.1%	197.9 (47b)
Left-arm pace	68	154.4	26.2	4	35.3%	– (11b)
Off-spin	34	79.4	6.8	4	47.1%	– (6b)
Leg-spin	75	116.0	17.4	5	30.7%	– (5b)
Left-arm orthodox	66	115.2	19.0	4	36.4%	– (9b)
Left-arm wrist spin	12	125.0	–	0	33.3%	– (8b)

2026 SR only at 30+ balls. Dis = credited to the bowler.

SCORING ZONES + DISMISSALS

Career

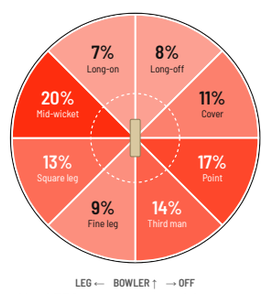

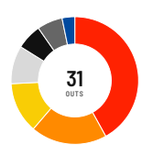

Caught, leg side	13	42%
Caught, off side	6	19%
Caught, keeper	4	13%
Bowled	3	10%
LBW	2	6%
Stumped	2	6%
Run out	1	3%

% of 732 career runs with a zone

VS MI · VENUE · SET / CHASE

Career

Split	Inn	Runs	Avg	SR	HS
v MI, career	4	50	12.5	128.2	28
At Wankhede Stadium	4	44	11.0	129.4	28
Setting	22	486	37.4	154.3	46*
Chasing	19	246	13.7	112.3	67

TENDENCIES

Each split clears its sample minimum

MATCHUPS · MI ATTACK

Proj. = 2026 overs/game × MI's last 3 games · by crease overlap · under 12 balls together: v same bowling style



JASPRIT BUMRAH

Right-arm fast-medium · MI

See p.23

Proj. **3.7** ov
≈**1.1** ov while he's in

BALLS	RUNS	SR	DIS	DOT %	4S/6S
17	24	141.2	1	53	2/2

Last meeting: 6 (2) · Mumbai, May 2022 · **Last out to him:** caught, Apr 2016

Likely meet: 10 of his 22 overs in the powerplay; over 6 in 3 of 6 games.

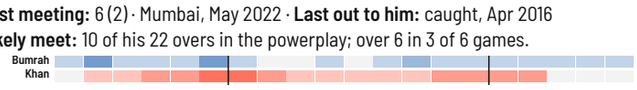



HARDIK PANDYA

Right-arm medium-fast · MI

See p.19

Proj. **2.6** ov
≈**0.7** ov while he's in

BALLS	RUNS	SR	DIS	DOT %	4S/6S
12	10	83.3	0	42	1/0

Last meeting: 9 (11) · Delhi, Apr 2023

Likely meet: 6 of his 13 overs in the powerplay; over 4 in 3 of 5 games.



SHARDUL THAKUR

Right-arm fast-medium · MI

Proj. **1.9** ov
≈**0.6** ov while he's in

Only 9 balls between them (11 runs, 1 out). Below: Khan v right-arm fast-medium bowlers since 2024.

BALLS	RUNS	SR	DIS	DOT %	4S/6S
37	74	200.0	2	38	11/3

Last meeting: 0 (3), caught · Dubai, Oct 2021

Likely meet: 3 of his 14 overs in the powerplay; over 5 in 2 of 5 games.

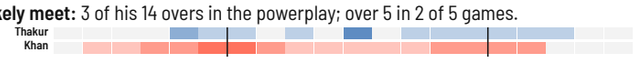

MAYANK MARKANDE

Leg-break · MI

Proj. **0.6** ov
≈**0.2** ov while he's in

Only 9 balls between them (5 runs, 2 out). Below: Khan v leg-break bowlers since 2024.

BALLS	RUNS	SR	DIS	DOT %	4S/6S
5	9	180.0	0	20	0/1

Last meeting: 1 (3) · Delhi, Apr 2023 · **Last out to him:** caught, May 2022

Likely meet: 0 of his 5 overs in the powerplay; over 8 in 2 of 3 games.

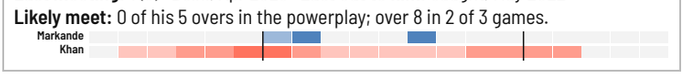

Also faces: Mitch Santner SLA, 2.2 ov (no H2H) · **AM Ghazanfar** OB, 2.1 ov (no H2H) · **Ashwani Kumar** LFM, 1.3 ov (no H2H) · **Krish Bhagat** RF, 0.7 ov (no H2H) · **Trent Boult** LFM, 1.0 ov (9 off 6, 0 out) · **Deepak Chahar** RMF, 0.7 ov (13 off 10, 0 out).

All figures through Match 32. Phases: powerplay 1–6, middle 7–15, death 16–20. Bio as of 2026-04-23.

Photos: Cricbuzz.

DEWALD BREVIS #12 CHENNAI SUPER KINGS

MIDDLE ORDER

BATS	AGE	OVERSEAS	PRICE	IPL DEBUT	IPL MATCHES
RHB	22y 359d	Yes	₹2.20 Cr retained 2026	2022	19

TONIGHT Bats #6 · Started 3 of 6 games; never an Impact sub

4 runs from 500 IPL runs; he would be the 163rd batter to get there.

Dewald Brevis grew up in Centurion and came through the Titans system. He announced himself at the 2022 Under-19 World Cup, where 506 runs made him Player of the Tournament and led to a Mumbai Indians contract. After three seasons with Mumbai, he joined Chennai Super Kings as a 2025 replacement, and was retained for 2026. In August 2025 his unbeaten 125 against Australia became the highest T20I score by a South African.

SNAPSHOT · SEASON VS CAREER

[League rank]: runs and HS among 130 batters; rate stats among 54 with 60+ balls

	Inn	Runs	Avg	SR	50/100	HS	Balls/Bdry	Dot %
SEASON 2026	**2**	**41** [68th]	**20.5**	**124.2**	**0/0**	**41** [52nd]	**5.5**	**45.5%**
IPL CAREER	18	496	27.6	150.3	2/0	57	4.8	38.5%

RECENT FORM · 2026 SEASON

All 2 innings · height = runs

SR <120 120–150 150–180 180+ not out

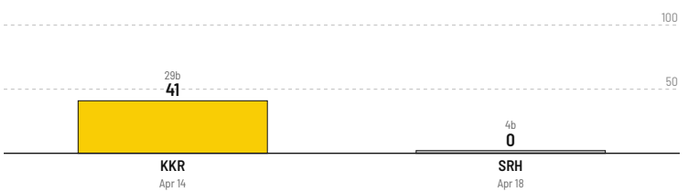

Date	Opp	H/A	R (B)	SR	How out	Dismissed by
Apr 18	SRH	A	**0** (4)	0.0	c Livingstone, long off	S Kumar (SLC)
Apr 14	KKR	H	**41** (29)	141.4	c Arora, sh third man	K Tyagi (RF)
May 25	GT	A	**57** (23)	247.8	c Buttler, third man	P Krishna (RFM)
May 20	RR	H	**42** (25)	168.0	Bowled	A Madhwal (RFM)
May 7	KKR	A	**52** (25)	208.0	c Singh, long on	V Chakaravarthy (LB)

PHASE PROFILE

Career · Powerplay 1–6, Middle 7–15, Death 16–20

Phase	% Balls	SR	Avg	Dot %	Bdry %	2026 SR
Powerplay	21.2%	**120.0**	28.0	51.4%	20.0%	0.0 (0b)
Middle	70.3%	**149.6**	31.5	35.8%	19.0%	104.0 (25b)
Death	8.5%	**232.1**	16.2	28.6%	39.3%	187.5 (8b)

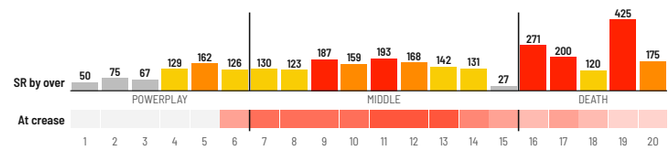

Typically arrives: **over 7** (8 innings since 2025) · stays to over **15.2** · **19.8** balls a visit

At crease = share of those 8 innings with him in during each over; the matchup boxes use this window.

VS BOWLING TYPE

Career · grey = under 30 balls

Type	Balls	SR	Avg	Dis	Dot %	2026 SR
Right-arm pace	136	**161.8**	20.0	11	39.0%	– (11b)
Left-arm pace	31	**125.8**	13.0	3	45.2%	– (0b)
Off-spin	34	**179.4**	–	0	26.5%	– (9b)
Leg-spin	72	**161.1**	38.7	3	34.7%	– (8b)
Left-arm orthodox	39	**97.4**	–	0	43.6%	– (3b)
Left-arm wrist spin	18	**122.2**	22.0	1	50.0%	– (2b)

2026 SR only at 30+ balls. Dis = credited to the bowler.

SCORING ZONES + DISMISSALS

Career

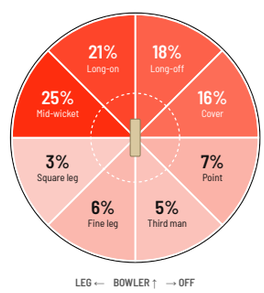

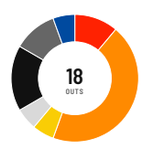

Caught, leg side	2	11%
Caught, off side	8	44%
Caught, keeper	1	6%
Caught, no zone	1	6%
Bowled	3	17%
LBW	2	11%
Stumped	1	6%

% of 496 career runs with a zone

VS MI · VENUE · SET / CHASE

Career

Split	Inn	Runs	Avg	SR	HS
v MI, career	0	0	–	0.0	–
At Wankhede Stadium	4	63	15.8	106.8	37
Setting	9	255	28.3	153.6	57
Chasing	9	241	26.8	147.0	52

TENDENCIES

Each split clears its sample minimum

- **Scores faster v pace:** SR 174, out every 12 balls since 2024; v spin it is SR 136, out every 56 balls.

MATCHUPS · MI ATTACK

Proj. = 2026 overs/game × MI's last 3 games · by crease overlap · under 12 balls together: v same bowling style



MITCH SANTNER

Left-arm orthodox · MI

See p.21

Proj. **2.2** ov
≈**1.1** ov while he's in

Only 3 balls between them (3 runs, 0 out). Below: Brevis v left-arm orthodox bowlers since 2024.

BALLS	RUNS	SR	DIS	DOT %	4S/6S
25	22	88.0	0	52	0/2

Last meeting: 3 (3) · Navi Mumbai, Apr 2022

Likely meet: 2 of his 10 overs in the powerplay; over 7 in 2 of 3 games.

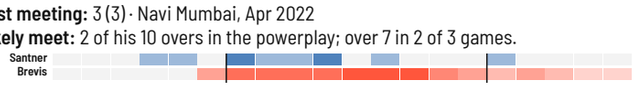



AM GHAZANFAR

Right-arm off-break · MI

See p.24

Proj. **2.1** ov
≈**0.9** ov while he's in

Have not faced each other in the IPL. Below: Brevis v right-arm off-break bowlers since 2024.

BALLS	RUNS	SR	DIS	DOT %	4S/6S
31	59	190.3	0	26	3/5

Likely meet: 4 of his 12.5 overs in the powerplay; over 9 in 3 of 4 games.

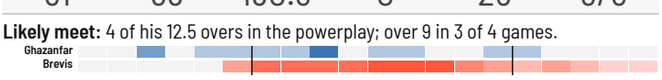

SHARDUL THAKUR

Right-arm fast-medium · MI

Proj. **1.9** ov
≈**0.8** ov while he's in

Only 2 balls between them (1 runs, 1 out). Below: Brevis v right-arm fast-medium bowlers since 2024.

BALLS	RUNS	SR	DIS	DOT %	4S/6S
57	101	177.2	6	35	8/7

Last meeting: 1 (2), bowled · Mumbai, May 2022

Likely meet: 3 of his 14 overs in the powerplay; over 11 in 3 of 5 games.

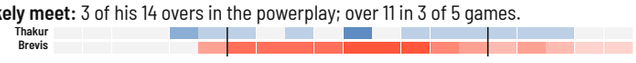

TRENT BOULT

Left-arm fast-medium · MI

Proj. **1.0** ov
≈**0.2** ov while he's in

Only 1 balls between them (0 runs, 1 out). Below: Brevis v left-arm fast-medium bowlers since 2024.

BALLS	RUNS	SR	DIS	DOT %	4S/6S
12	14	116.7	1	33	2/0

Last meeting: 0 (1), caught · Mumbai, Apr 2024

Likely meet: 4 of his 9 overs in the powerplay; over 10 in 1 of 3 games.

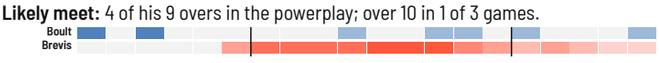

Also faces: Jasprit Bumrah RFM, 3.7 ov (no H2H) · **Hardik Pandya** RMF, 2.6 ov (no H2H) · **Ashwani Kumar** LFM, 1.3 ov (no H2H) · **Mayank Markande** LB, 0.6 ov (no H2H) · **Deepak Chahar** RMF, 0.7 ov (no H2H) · **Krish Bhagat** RF, 0.7 ov (no H2H).

All figures through Match 32. Phases: powerplay 1–6, middle 7–15, death 16–20. Bio as of 2026-04-23.

Photos: Cricbuzz.

SHIVAM DUBE #25 CHENNAI SUPER KINGS

LOWER ORDER

BATS	AGE	OVERSEAS	PRICE	IPL DEBUT	IPL MATCHES
LHB	32y 301d	No	₹12.00 Cr retained 2026	2019	85

TONIGHT Bats #7 · Started all 6 games; never an Impact sub

18 runs from 2,000 IPL runs; he would be the 57th batter to get there.

Left-handed Mumbai all-rounder Shivam Dube bowls right-arm medium pace and bats in the middle order. He stepped away from cricket as a teenager, returned through Mumbai's Under-23 setup, and made his name with power hitting and part-time seam. Royal Challengers Bangalore and Rajasthan Royals came first; Chennai Super Kings signed him at auction, where he was part of a title-winning campaign. A member of India's T20 World Cup-winning squads, his 27-run cameo in the 2024 final helped seal the trophy, and this season he has spoken about CSK rebounding from a slow start.

SNAPSHOT · SEASON VS CAREER

[League rank]: runs and HS among 130 batters; rate stats among 54 with 60+ balls

	Inn	Runs	Avg	SR	50/100	HS	Balls/Bdry	Dot %
SEASON 2026	6	123 [44th]	41.0 [19th]	150.0 [33rd]	0/0	45* [45th]	5.1 [40th]	30.5% [24th]
IPL CAREER	81	1,982	31.0	144.0	10/0	95*	5.6	34.2%

RECENT FORM · 2026 SEASON

All 6 innings · height = runs

SR <120 120–150 150–180 180+ not out

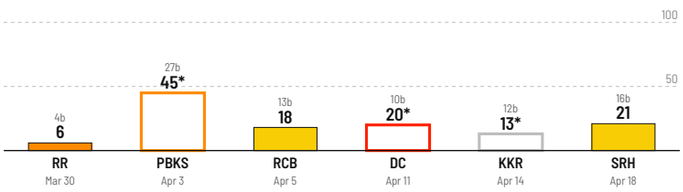

Date	Opp	H/A	R (B)	SR	How out	Dismissed by
Apr 18	SRH	A	**21** (16)	131.2	Bowled	S Hussain (RM)
Apr 14	KKR	H	**13*** (12)	108.3	Not out	–
Apr 11	DC	H	**20*** (10)	200.0	Not out	–
Apr 5	RCB	A	**18** (13)	138.5	c †Sharma	A Singh (RFM)
Apr 3	PBKS	H	**45*** (27)	166.7	Not out	–

PHASE PROFILE

Career · Powerplay 1–6, Middle 7–15, Death 16–20

Phase	% Balls	SR	Avg	Dot %	Bdry %	2026 SR
Powerplay	3.3%	**80.0**	–	57.8%	8.9%	0.0 (0b)
Middle	66.3%	**135.7**	35.4	34.4%	16.1%	129.7 (37b)
Death	30.5%	**169.0**	25.3	31.3%	22.7%	166.7 (45b)

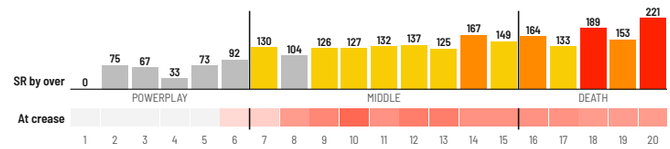

Typically arrives: **over 9** (20 innings since 2025) · stays to over **15.8** · **17.6** balls a visit

At crease = share of those 20 innings with him in during each over; the matchup boxes use this window.

VS BOWLING TYPE

Career · grey = under 30 balls

Type	Balls	SR	Avg	Dis	Dot %	2026 SR
Right-arm pace	690	**138.4**	31.8	30	34.9%	140.4 (52b)
Left-arm pace	166	**181.3**	30.1	10	27.7%	– (14b)
Off-spin	195	**124.1**	48.4	5	39.5%	– (2b)
Leg-spin	234	**150.0**	39.0	9	33.3%	– (3b)
Left-arm orthodox	71	**170.4**	30.2	4	29.6%	– (10b)
Left-arm wrist spin	16	**62.5**	5.0	2	37.5%	– (1b)

2026 SR only at 30+ balls. Dis = credited to the bowler.

SCORING ZONES + DISMISSALS

Career

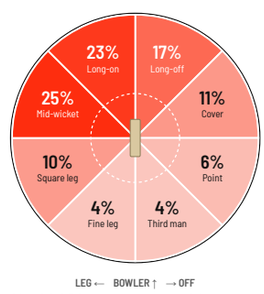

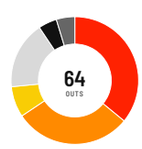

Caught, leg side	23	36%
Caught, off side	19	30%
Caught, keeper	5	8%
Bowled	11	17%
LBW	3	5%
Run out	3	5%

% of 1,980 career runs with a zone

VS MI · VENUE · SET / CHASE

Career

Split	Inn	Runs	Avg	SR	HS
v MI, career	12	278	34.8	136.3	66*
At Wankhede Stadium	12	275	25.0	129.7	66*
Setting	46	1,184	32.9	156.0	95*
Chasing	35	798	28.5	129.3	64*

TENDENCIES

Each split clears its sample minimum

- **Scores faster v pace:** SR 154, out every 27 balls since 2024; v spin it is SR 131, out every 21 balls.
- **Falls fastest at the death:** out every 19.2 balls (SR 173) in overs 16–20, against every 27.1 in overs 7–15.

MATCHUPS · MI ATTACK

Proj. = 2026 overs/game × MI's last 3 games · by crease overlap · under 12 balls together: v same bowling style



JASPRIT BUMRAH

Right-arm fast-medium · MI

See p.23

Proj. **3.7** ov
≈**1.0** ov while he's in

BALLS	RUNS	SR	DIS	DOT %	4S/6S
35	23	65.7	3	51	2/0

Last meeting: 4 (9), caught · Mumbai, Apr 2025

Likely meet: 10 of his 22 overs in the powerplay; over 13 in 2 of 6 games.



HARDIK PANDYA

Right-arm medium-fast · MI

See p.19

Proj. **2.6** ov
≈**0.7** ov while he's in

BALLS	RUNS	SR	DIS	DOT %	4S/6S
18	27	150.0	0	28	3/1

Last meeting: 11 (8) · Mumbai, Apr 2025

Likely meet: 6 of his 13 overs in the powerplay; over 10 in 2 of 5 games.

SHARDUL THAKUR

Right-arm fast-medium · MI

Proj. **1.9** ov
≈**0.6** ov while he's in

BALLS	RUNS	SR	DIS	DOT %	4S/6S
44	71	161.4	0	32	8/3

Last meeting: 17 (9) · Lucknow, Apr 2025

Likely meet: 3 of his 14 overs in the powerplay; over 11 in 3 of 5 games.

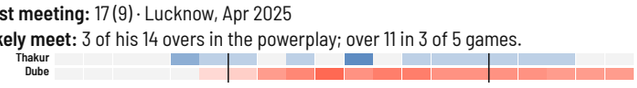

ASHWANI KUMAR

Left-arm fast-medium · MI

See p.25

Proj. **1.3** ov
≈**0.5** ov while he's in

Only 3 balls between them (13 runs, 0 out). Below: Dube v left-arm fast-medium bowlers since 2024.

BALLS	RUNS	SR	DIS	DOT %	4S/6S
57	122	214.0	2	18	10/8

Last meeting: 13 (3) · Mumbai, Apr 2025

Likely meet: 1 of his 4 overs in the powerplay; over 11 in 1 of 1 games.

Also faces: Mitch Santner SLA, 2.2 ov (no H2H) · **AM Ghazanfar** OB, 2.1 ov (no H2H) · **Trent Boult** LFM, 1.0 ov (32 off 15, 0 out) · **Mayank Markande** LB, 0.6 ov (14 off 5, 0 out) · **Deepak Chahar** RMF, 0.7 ov (no H2H) · **Krish Bhagat** RF, 0.7 ov (no H2H).

All figures through Match 32. Phases: powerplay 1–6, middle 7–15, death 16–20. Bio as of 2026-04-23.

Photos: Cricbuzz.

blitz

JAMIE OVERTON #88 MIDDLE OVERS

Right-arm fast-medium · Right-hand bat · Chennai Super Kings

AGE **32** STATUS **Overseas** PRICE **₹1.50 Cr · retained** IPL DEBUT **2025 · CSK** IPL MATCHES **8**

TONIGHT **2 Mid + 2 Death** · projected overs 8, 14, 16, 19, from 2026 usage

THE 2ND-BEST STRIKE RATE

Jamie Overton was born in Barnstaple, Devon, and came through the Devon age-group pathway and Somerset's academy to a first-class debut as a teenager; he now bowls his county cricket for Surrey. At six foot five, he is the twin brother of fellow England seamer Craig, and he marked his England Test debut at Headingley with a 97. Having stepped back from red-ball cricket to focus on white-ball, he was signed by Chennai Super Kings at the IPL mega auction and retained. He is 2nd among CSK's wicket-takers this season, with more than a fifth of the side's wickets, and took four of them in the two matches CSK have won.

SNAPSHOT

	Inn	Overs	Wkts	Econ	Avg	SR	Best	Dot %	Bdry %
Season 2026	5	15	8 T-9th	9.53 34th	17.88 7th	11.2 2nd	4/18	33.3 T-29th	20.0 T-23rd
IPL career	8	21	8 T-273rd	10.76	28.25	15.8	4/18	31.7	23.0

League rank in superscript: 2026 among 54 bowlers with 10+ overs, career among 201 with 50+ overs (wickets rank all bowlers). Bdry % = legal balls hit for 4 or 6.

OVER MAP · SHARE OF 2026 MATCHES BOWLING EACH OVER

POWERPLAY 1–6 · MIDDLE 7–15 · DEATH 16–20

1	2	3	4	5	6	7	8	9	10	11	12	13	14	15	16	17	18	19	20
							60%	20%		20%		20%	40%	20%	40%	20%		60%	

Bowls overs 8, 19 in 60% of matches (3 of 5). Outlined: projected tonight (2 Mid + 2 Death). This usage drives every "likely meet" line.

RECENT FORM · LAST 5 SPELLS, 2026

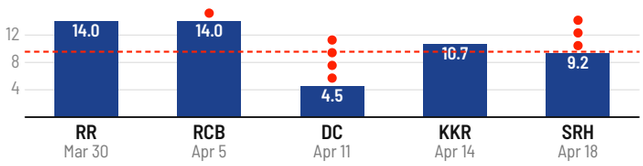

Bar = economy · red dot = wicket · dashed = 2026 league economy (9.57)

Date	Opp	H/A	O-R-W	Phases	Dismissed
Apr 18	SRH	A	4-37-3	Mid 3 · Death 1	A Sharma, A Verma, N Kumar Reddy
Apr 14	KKR	H	3-32-0	Mid 1 · Death 2	–
Apr 11	DC	H	4-18-4	Mid 2 · Death 2	S Rizvi, D Miller, A Nabi, T Stubbs
Apr 5	RCB	A	3-42-1	Mid 2 · Death 1	D Padikkal
Mar 30	RR	A	1-14-0	Mid 1	–

PHASE PROFILE · 2026

Phase	% of overs	Econ	Lg econ	Dot %	Wkts	SR	Bdry %
Powerplay	0%	-	9.74	-	0	-	-
Middle	60%	7.78	9.21	35.2	6	9.0	14.8
Death	40%	12.17	10.11	30.6	2	18.0	27.8

SPELL MAP · OVERS BOWLED EACH MATCH, WICKETS IN RED

	1	2	3	4	5	6	7	8	9	10	11	12	13	14	15	16	17	18	19	20
Apr 18 **SRH**								1			1			1						
Apr 14 **KKR**																				
Apr 11 **DC**								1					1			1			1	
Apr 5 **RCB**															1					
Mar 30 **RR**																				
WICKETS								2			1		1	1	1	1			1	

VS BATTER HAND

Hand	Balls	Econ	SR	Avg	Dot %
Right-handers 2026	72	9.92	14.4	23.80	33.3
Left-handers 2026	18	8.00	6.0	8.00	33.3
Right-handers Career	90	10.80	18.0	32.40	33.3
Left-handers Career	36	10.67	12.0	21.33	27.8

3 left-handers in MI's projected top 7 tonight: Quinton de Kock, Tilak Varma, Sherfane Rutherford.

LINE BY HAND · 2026

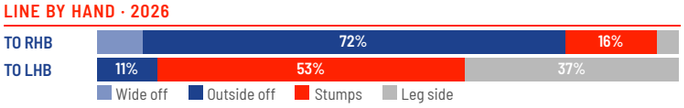

LENGTHS & VARIATIONS · 2026

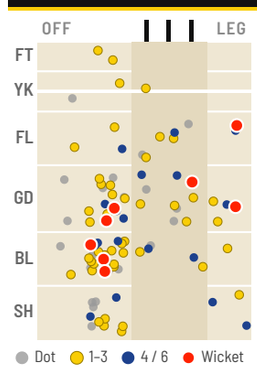

Length	Share	Econ	Dot %	Wkts
Full toss	2%	12.00	0.0	0
Yorker	3%	4.00	33.3	0
Full	12%	13.09	27.3	1
Good	34%	8.90	38.7	4
Back of length	36%	7.88	31.2	3
Short	12%	13.64	36.4	0

SLOWER BALLS & CUTTERS 20 of 90 (22.2%), econ 8.4, 1 wkt

MOVEMENT 2 reverse in swinger, 1 away swinger

8 WICKETS 6 caught, 2 bowled

Pitch map: batter-relative, from behind the bowler (off side left). FT full toss · YK yorker · FL full · GD good · BL back of length · SH short.

CONTEXT · CAREER VS OPPONENT, AT VENUE, BOWLING FIRST VS DEFENDING

Career	Inn	Overs	Wkts	Econ	SR	Best
Vs MI	1	2	0	14.50	-	0/29
At Wankhede Stadium	1	2	0	14.50	-	0/29
Bowling first	4	11	4	12.09	16.5	3/37
Defending	4	10	4	9.30	15.0	4/18

TENDENCIES

- 7 of his 8 wickets this season came off good-length balls (4) and back-of-length balls (3).
- Career economy 9.3 defending a total vs 12.1 bowling first.

MATCHUPS · MI PROJECTED TOP 7, BY CREASE-TIME OVERLAP AND PREVIOUS MEETINGS



QUINTON DE KOCK

SEE P.14

LHB · Opener · WK · #1 projected

H2H	**Have not faced each other in the IPL.**
VS LHB TOP ORDER	50 off 24 · SR 208 · 2 out · dot 21% · 4s/6s 6/2 · his line since 2024
LIKELY MEET	**Over 8** Mid, in 1 of 2 · **Over 19** Death, in 1 of 2

HARDIK PANDYA

SEE P.19

RHB · Finisher · #6 projected

H2H	**Have not faced each other in the IPL.**
VS RHB MIDDLE ORDER	70 off 40 · SR 175 · 3 out · dot 35% · 4s/6s 3/6 · his line since 2024
LIKELY MEET	**Over 14** Mid, in 3 of 5 · **Over 16** Death, in 3 of 5

NAMAN DHIR

SEE P.16

RHB · Top order · #3 projected

H2H	**Have not faced each other in the IPL.**
VS RHB TOP ORDER	38 off 24 · SR 158 · 1 out · dot 38% · 4s/6s 2/3 · his line since 2024
LIKELY MEET	**Over 8** Mid, in 3 of 6 · **Over 19** Death, in 2 of 6

TILAK VARMA

SEE P.18

LHB · Middle order · #5 projected

H2H	**Have not faced each other in the IPL.**
VS LHB MIDDLE ORDER	11 off 8 · SR 138 · 1 out · dot 38% · 4s/6s 0/1 · his line since 2024
LIKELY MEET	**Over 8** Mid, in 2 of 6 · **Over 19** Death, in 3 of 6

ALSO BOWLS TO **Danish Malewar** #2 (no meeting; see p.15) · **Suryakumar Yadav** #4 (no meeting; see p.17) · **Sherfane Rutherford** #7 (no meeting; see p.20)

Boxes: highest overlap first; a box with no previous meeting gives way to a top-7 batter he has bowled to. H2H: career, before tonight; under 12 balls, the box shows his line v batters of the same hand and order bracket (top 1-3, middle 4-6, lower 7-11). Likely meet: overs where his 2026 usage meets the batter's crease time, with matches at the crease in that over (of matches played).

All figures through Match 32 · iplfinal ball-by-ball · Bio as of 2026-04-23

Phases: powerplay 1–6 · middle 7–15 · death 16–20

blitz

ANSHUL KAMBOJ #47

NEW BALL & DEATH

Right-arm fast-medium · Right-hand bat · Chennai Super Kings

AGE **25** STATUS **India · not overseas** PRICE **₹3.40 Cr · retained** IPL DEBUT **2024 · MI** IPL MATCHES **17**

TONIGHT **2 PP + 2 Death** · projected overs 4, 5, 18, 20, from 2026 usage

JOINT IPL WICKETS LEADER, WITH THE LEAGUE'S BEST STRIKE RATE

Anshul Kamboj, a right-arm pacer who learned the game at an academy in Karnal, broke into first-class cricket with Haryana. A ten-wicket haul in a Ranji Trophy innings against Kerala, only the third in the competition's history, brought the attention that led him to the IPL with Mumbai Indians and then Chennai Super Kings. He made his India Test debut against England at Old Trafford, and in this season's IPL he has bowled with the new ball and at the death for CSK. He is CSK's leading wicket-taker this season, with more than a third of the side's wickets, and took five of them in the two matches CSK have won.

SNAPSHOT

	Inn	Overs	Wkts	Econ	Avg	SR	Best	Dot %	Bdry %
Season 2026	6	21.4	13 T-1st	9.74 38th	16.23 3rd	10.0 1st	3/22	40.8 12th	27.7 48th
IPL career	17	53.1	23 T-149th	9.35 176th	21.61 10th	13.9 2nd	3/13	40.4 58th	23.8 194th

League rank in superscript: 2026 among 54 bowlers with 10+ overs, career among 201 with 50+ overs (wickets rank all bowlers). Bdry % = legal balls hit for 4 or 6.

OVER MAP · SHARE OF 2026 MATCHES BOWLING EACH OVER

POWERPLAY 1–6						MIDDLE 7–15									DEATH 16–20				
	17%		67%	33%	17%	33%		17%			17%					17%	67%	17%	67%
1	2	3	4	5	6	7	8	9	10	11	12	13	14	15	16	17	18	19	20

Bowls overs 4, 18, 20 in 67% of matches (4 of 6). Outlined: projected tonight (2 PP + 2 Death). This usage drives every "likely meet" line.

RECENT FORM · LAST 5 SPELLS, 2026

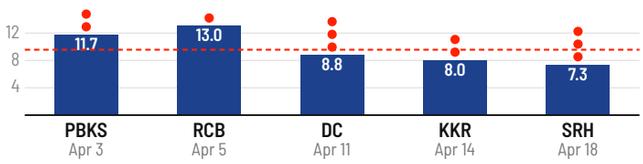

Bar = economy · red dot = wicket · dashed = 2026 league economy (9.57)

Date	Opp	H/A	O-R-W	Phases	Dismissed
Apr 18	SRH	A	3-22-3	PP 1 · Death 2	H Klaasen, S Kumar, L Livingstone
Apr 14	KKR	H	4-32-2	PP 2 · Death 2	F Allen, R Singh
Apr 11	DC	H	4-35-3	PP 2 · Death 2	P Nissanka, K Yadav, L Ngidi
Apr 5	RCB	A	4-52-1	PP 1 · Mid 1 · Death 2	V Kohli
Apr 3	PBKS	H	3.4-43-2	PP 1 · Mid 1 · Death 2	C Connolly, S Iyer

PHASE PROFILE · 2026

Phase	% of overs	Econ	Lg econ	Dot %	Wkts	SR	Bdry %
Powerplay	37%	10.75	9.74	41.7	3	16.0	35.4
Middle	18%	9.25	9.21	37.5	3	8.0	25.0
Death	45%	9.10	10.11	41.4	7	8.3	22.4

SPELL MAP · OVERS BOWLED EACH MATCH, WICKETS IN RED

	1	2	3	4	5	6	7	8	9	10	11	12	13	14	15	16	17	18	19	20
Apr 18 SRH																		1		2
Apr 14 KKR		1																		1
Apr 11 DC						1														2
Apr 5 RCB					1															
Apr 3 PBKS												1					1			
Mar 30 RR							1		1											
WICKETS		1			1	1	1		1			1					1	1		5

VS BATTER HAND

Hand	Balls	Econ	SR	Avg	Dot %
Right-handers 2026	91	10.09	9.1	15.30	40.7
Left-handers 2026	39	8.92	13.0	19.33	41.0
Right-handers Career	181	8.95	12.9	19.29	42.0
Left-handers Career	138	9.87	15.3	25.22	38.4

3 left-handers in MI's projected top 7 tonight: Quinton de Kock, Tilak Varma, Sherfane Rutherford.

LINE BY HAND · 2026

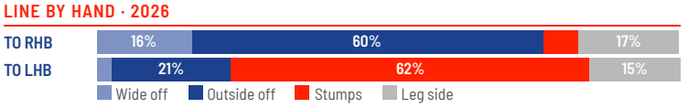

LENGTHS & VARIATIONS · 2026

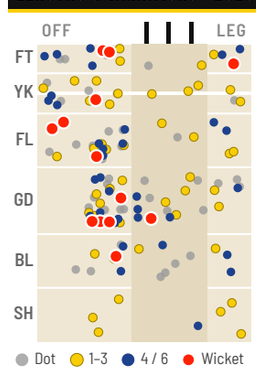

Length	Share	Econ	Dot %	Wkts
Full toss	13%	12.00	41.2	3
Yorker	12%	9.38	37.5	1
Full	20%	9.00	42.3	3
Good	37%	8.75	43.8	5
Back of length	14%	10.67	44.4	1
Short	4%	13.20	0.0	0

SLOWER BALLS & CUTTERS 2 of 130 (1.5%), 1 wkt

MOVEMENT 6 away swinger, 4 in swinger, 2 seam away

13 WICKETS 11 caught, 2 bowled

Pitch map: batter-relative, from behind the bowler (off side left). FT full toss · YK yorker · FL full · GD good · BL back of length · SH short.

CONTEXT · CAREER VS OPPONENT, AT VENUE, BOWLING FIRST VS DEFENDING

Career	Inn	Overs	Wkts	Econ	SR	Best
Vs MI	First meeting · MI were his 2024 club					
At Wankhede Stadium	2	7	1	12.86	42.0	1/42
Bowling first	8	26	8	10.42	19.5	3/22
Defending	9	27.1	15	8.32	10.9	3/13

TENDENCIES

- Economy 10.8 in the powerplay vs 9.1 at the death; 3 powerplay wickets, 7 at the death.
- Left-handers strike at a wicket every 13.0 balls against him, right-handers every 9.1 (economy 8.9 vs 10.1).
- 8 of his 13 wickets this season came off good-length balls (5) and full tosses (3).
- Career economy 8.3 defending a total vs 10.4 bowling first.

MATCHUPS · MI PROJECTED TOP 7, BY CREASE-TIME OVERLAP AND PREVIOUS MEETINGS



QUINTON DE KOCK

SEE P.14

LHB · Opener · WK · #1 projected

H2H	**Only 5 balls between them (8 runs, 1 out).**
VS LHB TOP ORDER	174 off 113 · SR 154 · 6 out · dot 40% · 4s/6s 22/7 · his line since 2024
LAST MEETING	Apr 11, 2025 · Chennai · 8 (5), bowled
LIKELY MEET	**Over 4** PP, in 2 of 2 · **Over 18** Death, in 1 of 2

NAMAN DHIR

SEE P.16

RHB · Top order · #3 projected

H2H	**Have not faced each other in the IPL.**
VS RHB TOP ORDER	168 off 107 · SR 157 · 7 out · dot 41% · 4s/6s 20/8 · his line since 2024
LIKELY MEET	**Over 4** PP, in 2 of 6 · **Over 5** PP, in 3 of 6

HARDIK PANDYA

SEE P.19

RHB · Finisher · #6 projected

H2H	**Have not faced each other in the IPL.**
VS RHB MIDDLE ORDER	62 off 49 · SR 127 · 3 out · dot 47% · 4s/6s 7/2 · his line since 2024
LIKELY MEET	**Over 4** PP, in 1 of 5 · **Over 18** Death, in 3 of 5

SHERFANE RUTHERFORD

SEE P.20

LHB · Finisher · #7 projected

H2H	**Only 2 balls between them (0 runs, 1 out).**
VS LHB LOWER ORDER	3 off 6 · SR 50 · 2 out · dot 50% · 4s/6s 0/0 · his line since 2024
LAST MEETING	May 25, 2025 · Ahmedabad · 0 (2), caught
LIKELY MEET	**Over 18** Death, in 2 of 6 · **Over 20** Death, in 2 of 6

ALSO BOWLS TO **Danish Malewar** #2 (no meeting; see p.15) · **Suryakumar Yadav** #4 (no meeting; see p.17) · **Tilak Varma** #5 (no meeting; see p.18)

Boxes: highest overlap first; a box with no previous meeting gives way to a top-7 batter he has bowled to. H2H: career, before tonight; under 12 balls, the box shows his line v batters of the same hand and order bracket (top 1-3, middle 4-6, lower 7-11). Likely meet: overs where his 2026 usage meets the batter's crease time, with matches at the crease in that over (of matches played).

All figures through Match 32 · iplfinal ball-by-ball · Bio as of 2026-04-23

Phases: powerplay 1–6 · middle 7–15 · death 16–20

blitz

NOOR AHMAD

MIDDLE OVERS

Left-arm unorthodox · Right-hand bat · Chennai Super Kings

AGE **21** STATUS **Overseas** PRICE **₹10.00 Cr · retained** IPL DEBUT **2023 · GT** IPL MATCHES **43**

TONIGHT **4 Mid** · projected overs 7, 9, 10, 11, from 2026 usage

Noor Ahmad Lakanwal, 21, was born in Herat and bowls left-arm wrist spin for Afghanistan, having come through Mis Ainak Region in Afghan domestic cricket. Gujarat Titans signed him as a teenager before he joined Chennai Super Kings in 2025, where he now leads their spin attack. This season, a net-session conversation with MS Dhoni about trusting his leg-break preceded a Player-of-the-Match spell against Kolkata Knight Riders at Chepauk in April. He is 3rd among CSK's wicket-takers this season, with a share of the side's wickets, and took four of them in the two matches CSK have won.

SNAPSHOT

	Inn	Overs	Wkts	Econ	Avg	SR	Best	Dot %	Bdry %
Season 2026	6	21	4 T-39th	9.57 35th	50.25 48th	31.5 T-49th	3/21	27.8 48th	17.5 17th
IPL career	43	153	52 T-76th	8.29 101st	24.38 40th	17.7 33rd	4/18	34.9 136th	15.7 63rd

League rank in superscript: 2026 among 54 bowlers with 10+ overs, career among 201 with 50+ overs (wickets rank all bowlers). Bdry % = legal balls hit for 4 or 6.

OVER MAP · SHARE OF 2026 MATCHES BOWLING EACH OVER

POWERPLAY 1–6 · MIDDLE 7–15 · DEATH 16–20

1	2	3	4	5	6	7	8	9	10	11	12	13	14	15	16	17	18	19	20
					17%	50%	17%	33%	33%	67%	17%	33%	17%	33%	17%	17%			

Bowls over 11 in 67% of matches (4 of 6); bowls over 7 in 50% of matches (3 of 6). Outlined: projected tonight (4 Mid). This usage drives every "likely meet" line.

RECENT FORM · LAST 5 SPELLS, 2026

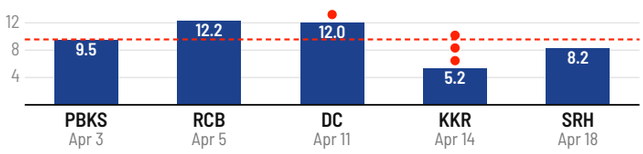

Bar = economy · red dot = wicket · dashed = 2026 league economy (9.57)

Date	Opp	H/A	O-R-W	Phases	Dismissed
Apr 18	SRH	A	4-33-0	Mid 3 · Death 1	–
Apr 14	KKR	H	4-21-3	Mid 4	A Rahane, C Green, R Singh
Apr 11	DC	H	3-36-1	Mid 3	A Sharma
Apr 5	RCB	A	4-49-0	Mid 3 · Death 1	–
Apr 3	PBKS	H	4-38-0	Mid 4	–

PHASE PROFILE · 2026

Phase	% of overs	Econ	Lg econ	Dot %	Wkts	SR	Bdry %
Powerplay	5%	15.00	9.74	33.3	0	-	33.3
Middle	86%	8.72	9.21	27.8	4	27.0	14.8
Death	10%	14.50	10.11	25.0	0	-	33.3

SPELL MAP · OVERS BOWLED EACH MATCH, WICKETS IN RED

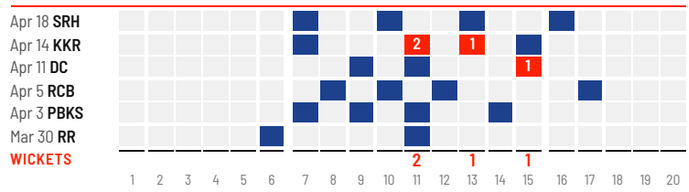

VS BATTER HAND

Hand	Balls	Econ	SR	Avg	Dot %
Right-handers 2026	81	9.85	27.0	44.33	24.7
Left-handers 2026	45	9.07	45.0	68.00	33.3
Right-handers Career	607	8.36	20.2	28.20	32.9
Left-handers Career	311	8.14	14.1	19.18	38.6

3 left-handers in MI's projected top 7 tonight: Quinton de Kock, Tilak Varma, Sherfane Rutherford.

LINE BY HAND · 2026

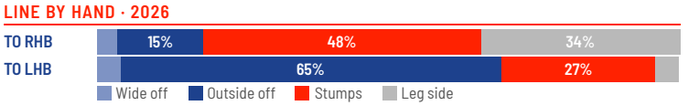

LENGTHS & VARIATIONS · 2026

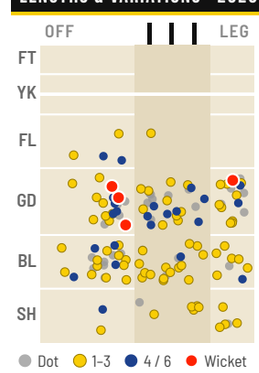

Length	Share	Econ	Dot %	Wkts
Full	3%	19.50	0.0	0
Good	48%	10.13	36.1	4
Back of length	38%	8.62	22.9	0
Short	10%	7.38	15.4	0

SLOWER BALLS & CUTTERS 0 of 126 (0.0%)

MOVEMENT 64 googly, 56 left-arm unorthodox stock, 6 quicker ball

4 WICKETS 3 caught, 1 bowled

Pitch map: batter-relative, from behind the bowler (off side left). FT full toss · YK yorker · FL full · GD good · BL back of length · SH short.

CONTEXT · CAREER VS OPPONENT, AT VENUE, BOWLING FIRST VS DEFENDING

Career	Inn	Overs	Wkts	Econ	SR	Best
Vs MI	5	19	7	8.63	16.3	4/18
At Wankhede Stadium	2	7	0	10.57	-	0/36
Bowling first	21	80	27	7.84	17.8	4/18
Defending	22	73	25	8.78	17.5	3/21

TENDENCIES

- Left-handers strike at a wicket every 45.0 balls against him, right-handers every 27.0 (economy 9.1 vs 9.9).
- 4 of his 4 wickets this season came off good-length balls (4).
- Career economy 8.8 defending a total vs 7.8 bowling first.

MATCHUPS · MI PROJECTED TOP 7, BY CREASE-TIME OVERLAP AND PREVIOUS MEETINGS



QUINTON DE KOCK

SEE P.14

LHB · Opener · WK · #1 projected

H2H	**Only 6 balls between them (11 runs, 0 out).**
VS LHB TOP ORDER	156 off 98 · SR 159 · 7 out · dot 32% · 4s/6s 13/9 · his line since 2024
LAST MEETING	May 7, 2023 · Ahmedabad · 11 (6), not out
LIKELY MEET	**Over 7** Mid, in 1 of 2 · **Over 11** Mid, in 1 of 2

NAMAN DHIR

SEE P.16

RHB · Top order · #3 projected

H2H	**Only 2 balls between them (1 runs, 1 out).**
VS RHB TOP ORDER	216 off 147 · SR 147 · 9 out · dot 25% · 4s/6s 18/8 · his line since 2024
LAST MEETING	Mar 23, 2025 · Chennai · 1 (2), bowled
LIKELY MEET	**Over 7** Mid, in 3 of 6 · **Over 11** Mid, in 2 of 6

SURYAKUMAR YADAV

SEE P.17

RHB · Middle order · #4 projected

H2H	55 off 41 · 2 out · SR 134 · 6×4 1×6
LAST MEETING	Apr 20, 2025 · Mumbai · 26 (11), not out
LIKELY MEET	**Over 7** Mid, in 2 of 6 · **Over 11** Mid, in 2 of 6
FALLBACK	vs left-arm wrist spin, 2026: 14 off 10 · SR 140 · 0 out

TILAK VARMA

SEE P.18

LHB · Middle order · #5 projected

H2H	**Only 6 balls between them (5 runs, 1 out).**
VS LHB MIDDLE ORDER	108 off 99 · SR 109 · 5 out · dot 41% · 4s/6s 7/5 · his line since 2024
LAST MEETING	Mar 23, 2025 · Chennai · 5 (6), lbw
LIKELY MEET	**Over 11** Mid, in 1 of 6 · **Over 15** Mid, in 2 of 6

ALSO BOWLS TO **Danish Malewar** #2 (no meeting; see p.15) · **Hardik Pandya** #6 (no meeting; see p.19) · **Sherfane Rutherford** #7 (no meeting; see p.20)

Boxes: highest overlap first; a box with no previous meeting gives way to a top-7 batter he has bowled to. H2H: career, before tonight; under 12 balls, the box shows his line v batters of the same hand and order bracket (top 1-3, middle 4-6, lower 7-11). Likely meet: overs where his 2026 usage meets the batter's crease time, with matches at the crease in that over (of matches played).

All figures through Match 32 · iplfinal ball-by-ball · Bio as of 2026-04-23

Phases: powerplay 1–6 · middle 7–15 · death 16–20

MUKESH CHOUDHARY

NEW BALL

Left-arm fast-medium · Left-hand bat · Chennai Super Kings

AGE **29** STATUS **India · not overseas** PRICE **₹30.00 L · retained** IPL DEBUT **2022 · CSK** IPL MATCHES **17**

TONIGHT **2 PP** · projected overs 2, 6, from 2026 usage

Left-arm seamer Mukesh Choudhary grew up in Pardodas, Rajasthan, before moving to Maharashtra, where he debuted for the state in 2017. He joined Chennai Super Kings as a net bowler, and the franchise signed him at the 2022 auction; he has worn yellow since. Uncapped by India, he removed Rohit Sharma and Ishan Kishan with the new ball against Mumbai Indians in his debut season. This season he has played on for CSK following the death of his mother. He is 4th among CSK's wicket-takers this season, with a share of the side's wickets; CSK have not won a match he has played this season.

SNAPSHOT

	Inn	Overs	Wkts	Econ	Avg	SR	Best	Dot %	Bdry %
Season 2026	1	2	2 T-59th	10.50	10.50	6.0	2/21	50.0	33.3
IPL career	17	54.3	19 T-170th	9.96 196th	28.58 88th	17.2 28th	4/46	42.2 41st	26.0 201st

League rank in superscript: 2026 among 54 bowlers with 10+ overs, career among 201 with 50+ overs (wickets rank all bowlers). Bdry % = legal balls hit for 4 or 6.

OVER MAP · SHARE OF 2026 MATCHES BOWLING EACH OVER

POWERPLAY 1–6 · MIDDLE 7–15 · DEATH 16–20

Bowls overs 2, 6 in 100% of matches (1 of 1). Outlined: projected tonight (2 PP). This usage drives every "likely meet" line.

RECENT FORM · LAST 1 SPELLS, 2026

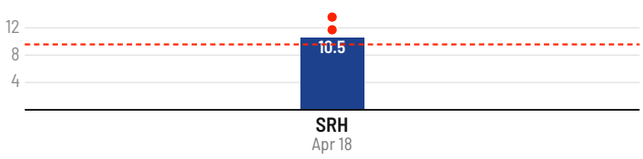

Bar = economy · red dot = wicket · dashed = 2026 league economy (9.57)

Date	Opp	H/A	O-R-W	Phases	Dismissed
Apr 18	SRH	A	2-21-2	PP 2	T Head, I Kishan

PHASE PROFILE · 2026

Phase	% of overs	Econ	Lg econ	Dot %	Wkts	SR	Bdry %
Powerplay	100%	10.50	9.74	50.0	2	6.0	33.3
Middle	0%	-	9.21	-	0	-	-
Death	0%	-	10.11	-	0	-	-

SPELL MAP · OVERS BOWLED EACH MATCH, WICKETS IN RED

VS BATTER HAND

Hand	Balls	Econ	SR	Avg	Dot %
Right-handers 2026	0	-	-	-	-
Left-handers 2026	12	10.50	6.0	10.50	50.0
Right-handers Career	192	8.88	16.0	23.67	46.9
Left-handers Career	135	11.51	19.3	37.00	35.6

3 left-handers in MI's projected top 7 tonight: Quinton de Kock, Tilak Varma, Sherfane Rutherford.

LINE BY HAND · 2026

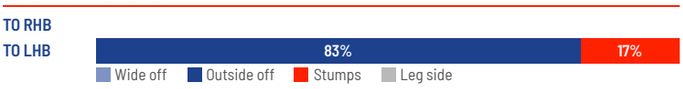

LENGTHS & VARIATIONS · 2026

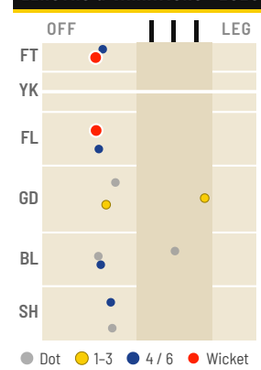

Length	Share	Econ	Dot %	Wkts
Full toss	17%	12.00	50.0	1
Full	17%	12.00	50.0	1
Good	25%	6.00	33.3	0
Back of length	25%	8.00	66.7	0
Short	17%	18.00	50.0	0

SLOWER BALLS & CUTTERS 0 of 12 (0.0%)

MOVEMENT 4 in swinger

2 WICKETS 2 caught

Pitch map: batter-relative, from behind the bowler (off side left). FT full toss · YK yorker · FL full · GD good · BL back of length · SH short.

CONTEXT · CAREER VS OPPONENT, AT VENUE, BOWLING FIRST VS DEFENDING

Career	Inn	Overs	Wkts	Econ	SR	Best
Vs MI	2	7	6	6.00	7.0	3/19
At Wankhede Stadium	3	11	3	7.91	22.0	3/23
Bowling first	7	22	7	10.41	18.9	3/19
Defending	10	32.3	12	9.66	16.2	4/46

TENDENCIES

- 2 of his 2 wickets this season came off full tosses (1) and full balls (1).
- Career economy 9.7 defending a total vs 10.4 bowling first.

MATCHUPS · MI PROJECTED TOP 7, BY CREASE-TIME OVERLAP AND PREVIOUS MEETINGS

QUINTON DE KOCK

SEE P.14

LHB · Opener · WK · #1 projected

H2H	**Only 7 balls between them (11 runs, 0 out).**
VS LHB TOP ORDER	87 off 33 · SR 264 · 2 out · dot 30% · 4s/6s 11/6 · his line since 2024
LAST MEETING	Mar 31, 2022 · Mumbai (BS) · 11 (7), not out
LIKELY MEET	**Over 2** PP, in 2 of 2 · **Over 6** PP, in 1 of 2

DANISH MALEWAR

SEE P.15

RHB · Opener · #2 projected

H2H	**Have not faced each other in the IPL.**
VS RHB TOP ORDER	19 off 17 · SR 112 · 1 out · dot 47% · 4s/6s 3/0 · his line since 2024
LIKELY MEET	**Over 2** PP, in 1 of 1

TILAK VARMA

SEE P.18

LHB · Middle order · #5 projected

H2H	**Only 9 balls between them (9 runs, 0 out).**
VS LHB MIDDLE ORDER	no balls in the window · his line since 2024
LAST MEETING	May 12, 2022 · Mumbai · 5 (3), not out
LIKELY MEET	**Over 2** PP, in 1 of 6 · **Over 6** PP, in 1 of 6

SURYAKUMAR YADAV

SEE P.17

RHB · Middle order · #4 projected

H2H	**Only 5 balls between them (13 runs, 0 out).**
VS RHB MIDDLE ORDER	12 off 5 · SR 240 · 0 out · dot 20% · 4s/6s 1/1 · his line since 2024
LAST MEETING	Apr 21, 2022 · Navi Mumbai · 13 (5), not out
LIKELY MEET	**Over 2** PP, in 1 of 6 · **Over 6** PP, in 3 of 6

ALSO BOWLS TO **Naman Dhir** #3 (no meeting; see p.16) · **Hardik Pandya** #6 (no meeting; see p.19) · **Sherfane Rutherford** #7 (no meeting; see p.20)

Boxes: highest overlap first; a box with no previous meeting gives way to a top-7 batter he has bowled to. H2H: career, before tonight; under 12 balls, the box shows his line v batters of the same hand and order bracket (top 1-3, middle 4-6, lower 7-11). Likely meet: overs where his 2026 usage meets the batter's crease time, with matches at the crease in that over (of matches played).

All figures through Match 32 · iplfinal ball-by-ball · Bio as of 2026-04-23

Phases: powerplay 1–6 · middle 7–15 · death 16–20